



# 2026 Utility Allowance Study

*Effective July 1, 2026*

# Table of Contents

## I. Utility Allowance Summary Schedule

- ◆ Rates by Bedroom Size and Type of Utility and Unit Type

## II. HUD-52667 Forms

- ◆ Los Angeles County
  - Single-Family Unit Type
  - Multi-Family Unit Type
  - Single Room Occupancy (SRO) Unit Type
- ◆ Los Angeles County – All Electric Schedule
  - All Electric Single-Family Unit Type
  - All Electric Multi-Family Unit Type
  - All Electric Single Room Occupancy (SRO) Unit Type

## III. Supporting Documentation

- ◆ **Taxes**
  1. California Board of Equalization Sales and Use Tax Rates
  2. Los Angeles County Code Chapter 4.62 Utility User Tax
- ◆ **Electricity**
  1. Southern California Edison
- ◆ **Gas**
  1. Southern California Gas Company
  2. Long Beach Gas and Oil Department
- ◆ **Water**
  1. Suburban Water Systems
  2. Los Angeles Department of Water & Power
  3. Los Angeles County Waterworks
  4. California Water Service Company
- ◆ **Trash**
  1. Waste Management Monthly Residential Pick-up Cost
- ◆ **Range**
  1. Market Average Price
- ◆ **Refrigerator**
  1. Market Average Price



# Utility Allowance Summary Schedule

# LACDA Utility Allowance Schedule

(Effective 07-01-2026)

Los Angeles County		Single Family Unit Size									Multi Family Unit Size									SRO
		0 BR	1 BR	2 BR	3 BR	4 BR	5 BR	6 BR	7 BR	8 BR	0 BR	1 BR	2 BR	3 BR	4 BR	5 BR	6 BR	7 BR	8 BR	Single Room Occupancy
Heating	Gas	14	19	25	32	44	52	62	73	85	10	14	19	23	31	36	42	48	55	10
	Electric	24	35	47	61	81	95	106	120	134	18	26	34	44	59	69	77	88	101	18
Cooking	Gas	6	8	10	13	16	18	21	24	27	6	8	10	13	16	18	21	24	27	4
	Electric	10	14	17	21	27	31	43	48	53	10	14	17	21	27	31	35	39	43	7
Water Heating	Gas	10	13	17	21	30	36	39	48	55	10	13	17	21	30	36	42	48	55	7
	Electric	19	26	34	42	53	60	65	77	86	19	26	34	42	53	60	68	75	86	14
Other: Basic Electric		32	39	47	57	66	78	84	101	114	32	39	47	57	66	78	89	101	114	24
Water		32	41	51	70	89	109	128	147	166	89	98	107	126	144	162	181	199	218	67
Trash		45	45	45	45	45	45	45	45	45	45	45	45	45	45	45	45	45	45	34
Air Conditioning		16	22	30	38	51	60	68	77	87	12	17	23	29	38	45	52	58	65	9
Appliances		Range: \$9									Refrigerator: \$8									

ALL ELECTRIC SCHEDULE																				
Los Angeles County		Single Family Unit Size									Multi Family Unit Size									SRO
		0 BR	1 BR	2 BR	3 BR	4 BR	5 BR	6 BR	7 BR	8 BR	0 BR	1 BR	2 BR	3 BR	4 BR	5 BR	6 BR	7 BR	8 BR	Single Room Occupancy
Heating	Electric	21	29	39	50	67	79	90	104	116	17	23	30	37	50	59	68	78	87	16
	Electric	9	12	16	19	25	28	32	35	39	9	12	15	19	24	27	31	34	37	6
Water Heating	Electric	17	23	30	36	46	53	60	68	76	17	23	30	36	46	53	60	68	76	12
	Electric	32	39	47	57	66	78	89	101	114	32	39	47	57	66	78	89	101	114	24
Water		32	41	51	70	89	109	128	147	166	89	98	107	126	144	162	177	199	218	67
Trash		45	45	45	45	45	45	45	45	45	45	45	45	45	45	45	45	45	45	34
Air Conditioning		15	23	31	39	52	61	70	80	89	12	17	23	30	38	46	53	60	67	9
Appliances		Range: \$9									Refrigerator: \$8									

HUD regulations mandate that utility allowance amounts be determined based on the lower of the unit size or family's voucher size for Tenant based voucher participants. For Certificate-based participants, the utility allowance is based on the unit size only.



# HUD-52667 Forms

**Utility Allowance Schedule**  
See Public Reporting and Instructions on back.

**U.S. Department of Housing  
and Urban Development**  
Office of Public and Indian Housing

OMB Approval No. 2577-0169  
exp. 04/30/2026

The following allowances are used to determine the total cost of tenant-furnished utilities and appliances

Locality/PHA						Unit Type			Date (mm/dd/yyyy)	
<b>Los Angeles County, CA - Los Angeles County Development Authority</b>						<b>Single Family</b>			<b>1-Jul-26</b>	
Utility or Service	Fuel Type	0 BR	1 BR	2 BR	3 BR	4 BR	5 BR	6 BR	7 BR	8 BR
Heating	Natural Gas	\$14	\$19	\$25	\$32	\$44	\$52	\$62	\$73	\$85
	Bottled Gas									
	Electric	\$24	\$35	\$47	\$61	\$81	\$95	\$106	\$120	\$134
	Electric-Heat Pump									
	Fuel Oil									
	Other									
Cooking	Natural Gas	\$6	\$8	\$10	\$13	\$16	\$18	\$21	\$24	\$27
	Bottled Gas									
	Electric	\$10	\$14	\$17	\$21	\$27	\$31	\$43	\$48	\$53
	Other									
Other Electric		\$32	\$39	\$47	\$57	\$66	\$78	\$84	\$101	\$114
Air Conditioning		\$16	\$22	\$30	\$38	\$51	\$60	\$68	\$77	\$87
Water Heating	Natural Gas	\$10	\$13	\$17	\$21	\$30	\$36	\$39	\$48	\$55
	Bottled Gas									
	Electric	\$19	\$26	\$34	\$42	\$53	\$60	\$65	\$77	\$86
	Fuel Oil									
Water		\$32	\$41	\$51	\$70	\$89	\$109	\$128	\$147	\$166
Sewer		\$0	\$0	\$0	\$0	\$0	\$0	\$0	\$0	\$0
Trash Collection		\$45	\$45	\$45	\$45	\$45	\$45	\$45	\$45	\$45
Other - specify										
Range / Microwave		\$8	\$8	\$8	\$8	\$8	\$8	\$8	\$8	\$8
Refrigerator		\$9	\$9	\$9	\$9	\$9	\$9	\$9	\$9	\$9
Actual Family Allowances - May be used by the family to compute allowance while searching for a unit.								Utility/Service/Appliance	Allowance	
Head of Household Name								Heating	\$	
								Cooking		
								Other Electric		
Unit Address								Air Conditioning		
								Water Heating		
								Water		
								Sewer		
								Trash Collection		
								Other		
Number of Bedrooms:								Range/Microwave		
								Refrigerator		
								<b>Total</b>	<b>\$</b>	

**Utility Allowance Schedule**

See Public Reporting and Instructions on back.

**U.S. Department of Housing  
and Urban Development**

Office of Public and Indian Housing

OMB Approval No. 2577-0169

exp. 04/30/2026

The following allowances are used to determine the total cost of tenant-furnished utilities and appliances.

Locality/PHA						Unit Type			Date (mm/dd/yyyy)	
<b>Los Angeles County, CA - Los Angeles County Development Authority</b>						<b>Multi Family</b>			<b>1-Jul-26</b>	
Utility or Service	Fuel Type	0 BR	1 BR	2 BR	3 BR	4 BR	5 BR	6 BR	7 BR	8 BR
Heating	Natural Gas	\$10	\$14	\$19	\$23	\$31	\$36	\$42	\$48	\$55
	Bottled Gas									
	Electric	\$18	\$26	\$34	\$44	\$59	\$69	\$77	\$88	\$101
	Electric-Heat Pump									
	Fuel Oil									
	Other									
Cooking	Natural Gas	\$6	\$8	\$10	\$13	\$16	\$18	\$21	\$24	\$27
	Bottled Gas									
	Electric	\$10	\$14	\$17	\$21	\$27	\$31	\$35	\$39	\$43
	Other									
Other Electric		\$32	\$39	\$47	\$57	\$66	\$78	\$89	\$101	\$114
Air Conditioning		\$12	\$17	\$23	\$29	\$38	\$45	\$52	\$58	\$65
Water Heating	Natural Gas	\$10	\$13	\$17	\$21	\$30	\$36	\$42	\$48	\$55
	Bottled Gas									
	Electric	\$19	\$26	\$34	\$42	\$53	\$60	\$68	\$75	\$86
	Fuel Oil									
Water		\$89	\$98	\$107	\$126	\$144	\$162	\$181	\$199	\$218
Sewer		\$0	\$0	\$0	\$0	\$0	\$0	\$0	\$0	\$0
Trash Collection		\$45	\$45	\$45	\$45	\$45	\$45	\$45	\$45	\$45
Other - specify										
Range / Microwave		\$8	\$8	\$8	\$8	\$8	\$8	\$8	\$8	\$8
Refrigerator		\$9	\$9	\$9	\$9	\$9	\$9	\$9	\$9	\$9
<b>Actual Family Allowances</b> - May be used by the family to compute allowance while searching for a unit.								Utility/Service/Appliance	Allowance	
								Heating	\$	
Head of Household Name								Cooking		
								Other Electric		
Unit Address								Air Conditioning		
								Water Heating		
								Water		
								Sewer		
								Trash Collection		
								Other		
Number of Bedrooms								Range/Microwave		
								Refrigerator		
								<b>Total</b>	\$	

**Utility Allowance Schedule**

See Public Reporting and Instructions on back.

**U.S. Department of Housing  
and Urban Development**

Office of Public and Indian Housing

OMB Approval No. 2577-0169

exp. 04/30/2026

**The following allowances are used to determine the total cost of tenant-furnished utilities and appliances**

Locality/PHA		Unit Type:						Date (mm/dd/yyyy)		
Los Angeles County, CA - Los Angeles County Development Authority		Single Room Occupancy						1-Jul-26		
Utility or Service	Fuel Type	0 BR	1 BR	2 BR	3 BR	4 BR	5 BR	6 BR	7 BR	8 BR
Heating	Natural Gas	\$10								
	Bottled Gas									
	Electric	\$18								
	Electric - Heat Pump									
	Fuel Oil									
	Other									
Cooking	Natural Gas	\$4								
	Bottled Gas									
	Electric	\$7								
	Other									
Other Electric		\$24								
Air Conditioning		\$9								
Water Heating	Natural Gas	\$7								
	Bottled Gas									
	Electric	\$14								
	Fuel Oil									
Water		\$67								
Sewer		\$0								
Trash Collection		\$34								
Other - specify										
Range / Microwave		\$8								
Refrigerator		\$9								
<b>Actual Family Allowances</b> May be used by the family to compute allowance while searching for a unit.								Utility/Service/Appliance	Allowance	
Head of Household Name								Heating	\$	
								Cooking		
Unit Address								Other Electric		
								Air Conditioning		
								Water Heating		
								Water		
								Sewer		
								Trash Collection		
Number of Bedrooms								Range/Microwave		
								Refrigerator		
								Other		
								<b>Total</b>	<b>\$</b>	

Previous versions are obsolete

**The following allowances are used to determine the total cost of tenant-furnished utilities and appliances.**

Locality/PHA						Unit Type			Date:	
<b>Los Angeles County, CA Los Angeles County Development Authority</b>						<b>All Electric Single Family</b>			<b>1-Jul-26</b>	
Utility or Service	Fuel Type	0 BR	1 BR	2 BR	3 BR	4 BR	5 BR	6 BR	7 BR	8 BR
Heating	Natural Gas									
	Bottled Gas									
	Electric	\$21	\$29	\$39	\$50	\$67	\$79	\$90	\$104	\$116
	Electric -Heat Pump									
	Fuel Oil									
	Other									
Cooking	Natural Gas									
	Bottled Gas									
	Electric	\$9	\$12	\$16	\$19	\$25	\$28	\$32	\$35	\$39
	Other									
Other Electric		\$32	\$39	\$47	\$57	\$66	\$78	\$89	\$101	\$114
Air Conditioning		\$15	\$23	\$31	\$39	\$52	\$61	\$70	\$80	\$89
Water Heating	Natural Gas									
	Bottled Gas									
	Electric	\$17	\$23	\$30	\$36	\$46	\$53	\$60	\$68	\$76
	Other									
Water		\$32	\$41	\$51	\$70	\$89	\$109	\$128	\$147	\$166
Sewer		\$0	\$0	\$0	\$0	\$0	\$0	\$0	\$0	\$0
Trash Collection		\$45	\$45	\$45	\$45	\$45	\$45	\$45	\$45	\$45
Other - specify:										
Range / Microwave		\$8	\$8	\$8	\$8	\$8	\$8	\$8	\$8	\$8
Refrigerator		\$9	\$9	\$9	\$9	\$9	\$9	\$9	\$9	\$9
<b>Actual Family Allowances - May be used by the family to compute allowance while searching for a unit.</b>								Utility/Service/Appliance	Allowance	
Head of Household Name								Heating	\$	
								Cooking		
Unit Address								Other Electric		
								Air Conditioning		
								Water Heating		
								Water		
								Sewer		
								Trash Collection		
								Other		
Number of Bedrooms								Range/Microwave		
								Refrigerator		
								<b>Total</b>	<b>\$</b>	

**Utility Allowance Schedule**  
See Public Reporting and Instructions on back

**U.S. Department of Housing  
and Urban Development**  
Office of Public and Indian Housing

OMB Approval No. 2577-0169  
exp. 04/30/2026

Locality/PHA <b>Los Angeles County, CA - Los Angeles County Development Authority</b>						Unit Type <b>All Electric Multi Family</b>			Date (mm/dd/yyyy) <b>1-Jul-26</b>	
Utility or Service	Fuel Type	0 BR	1 BR	2 BR	3 BR	4 BR	5 BR	6 BR	7 BR	8 BR
Heating	Natural Gas									
	Bottled Gas									
	Electric	\$17	\$23	\$30	\$37	\$50	\$59	\$68	\$78	\$87
	Electric -Heat Pump									
	Fuel Oil									
	Other									
Cooking	Natural Gas									
	Bottled Gas									
	Electric	\$9	\$12	\$15	\$19	\$24	\$27	\$31	\$34	\$37
	Other									
Other Electric		\$32	\$39	\$47	\$57	\$66	\$78	\$89	\$101	\$114
Air Conditioning		\$12	\$17	\$23	\$30	\$38	\$46	\$53	\$60	\$67
Water Heating	Natural Gas									
	Bottled Gas									
	Electric	\$17	\$23	\$30	\$36	\$46	\$53	\$60	\$68	\$76
	Fuel Oil									
Water		\$89	\$98	\$107	\$126	\$144	\$162	\$177	\$199	\$218
Sewer		\$0	\$0	\$0	\$0	\$0	\$0	\$0	\$0	\$0
Trash Collection		\$45	\$45	\$45	\$45	\$45	\$45	\$45	\$45	\$45
Other - specify:										
Range / Microwave		\$8	\$8	\$8	\$8	\$8	\$8	\$8	\$8	\$8
Refrigerator		\$9	\$9	\$9	\$9	\$9	\$9	\$9	\$9	\$9
<b>Actual Family Allowances</b> - May be used by the family to compute allowance while searching for a unit.								Utility/Service/Appliance	Allowance	
Head of Household Name								Heating	\$	
								Cooking		
Unit Address								Other Electric		
								Air Conditioning		
								Water Heating		
								Water		
								Sewer		
								Trash Collection		
Number of Bedrooms								Other		
								Range/Microwave		
								Refrigerator		
								<b>Total</b>	\$	

**Utility Allowance Schedule**

See Public Reporting and Instructions on back.

**U.S. Department of Housing  
and Urban Development**

Office of Public and Indian Housing

OMB Approval No. 2577-0169

exp. 04/30/2026

Locality/PHA						Unit Type			Date (mm/dd/yyyy)	
<b>Los Angeles County, CA - Los Angeles County Development Authority</b>						<b>All Electric Single Room Occupancy</b>			<b>1-Jul-26</b>	
Utility or Service	Fuel Type	0 BR	1 BR	2 BR	3 BR	4 BR	5 BR	6 BR	7 BR	8 BR
Heating	Natural Gas									
	Bottled Gas									
	Electric	\$16								
	Electric - Heat Pump									
	Fuel Oil									
	Other									
Cooking	Natural Gas									
	Bottled Gas									
	Electric	\$6								
	Other									
Other Electric		\$24								
Air Conditioning		\$9								
Water Heating	Natural Gas									
	Bottled Gas									
	Electric	\$12								
	Fuel Oil									
Water		\$67								
Sewer		\$0								
Trash Collection		\$34								
Other - specify										
Range / Microwave		\$8								
Refrigerator		\$9								
<b>Actual Family Allowances - May be used by the family to compute allowance while search for a unit.</b>								Utility/Service/Allowance	Allowance	
Head of Household Name								Heating	\$	
								Cooking		
Unit Address								Other Electric		
								Air Conditioning		
								Water Heating		
								Water		
								Sewer		
								Trash Collection		
Number of Bedrooms								Other		
								Range/Microwave		
								Refrigerator		
								<b>Total</b>	<b>\$</b>	



# Taxes



LOS ANGELES COUNTY

# UTILITY USER TAX (UUT)

## COMMUNICATION, ELECTRIC, AND GAS

---

The Utility User Tax (UUT) is a usage tax of 4.5% on communication, electric and gas charges billed to a billing or service address in the unincorporated areas of Los Angeles County.

COUNTY CODE

## UTILITY USER TAX

---



[Utility User Tax Monthly Computation Form](#)



[Utility User Tax General Exemption Application Form](#)



[Utility User Tax Senior Citizen Exemption Application Form](#)

# California City & County Sales & Use Tax Rates (effective April 1, 2026)

Español ([cdtfa.ca.gov/taxes-and-fees/rates-spanish.aspx](https://cdtfa.ca.gov/taxes-and-fees/rates-spanish.aspx))

These rates may be outdated. For a list of your current and historical rates, go to the [California City & County Sales & Use Tax Rates \(cdtfa.ca.gov/taxes-and-fees/sales-use-tax-rates.htm\)](https://cdtfa.ca.gov/taxes-and-fees/sales-use-tax-rates.htm) webpage.

**Look up the current sales and use tax rate by address**  
**(<https://maps.cdtfa.ca.gov/>)**

---

*Please note, unincorporated cities and communities are not listed below. If the location you are searching for is not within the boundaries of an incorporated city, the county unincorporated area rate or county rate for that location will apply.*

Data Last Updated: 4/1/2026

**County:**

ALL (javascript:clearFilter();clearSelected()); A (javascript:); B (javascript:);  
C (javascript:); D (javascript:); E (javascript:); F (javascript:); G (javascript:);  
H (javascript:); I (javascript:); J (javascript:); K (javascript:); L (javascript:);  
M (javascript:); N (javascript:); O (javascript:); P (javascript:); Q (javascript:);  
R (javascript:); S (javascript:); T (javascript:); U (javascript:); V (javascript:);  
W (javascript:); X (javascript:); Y (javascript:); Z (javascript:);

**City:**

ALL (javascript:clearFilter();clearSelected()); A (javascript:); B (javascript:);  
C (javascript:); D (javascript:); E (javascript:); F (javascript:); G (javascript:);  
H (javascript:); I (javascript:); J (javascript:); K (javascript:); L (javascript:);  
M (javascript:); N (javascript:); O (javascript:); P (javascript:); Q (javascript:);  
R (javascript:); S (javascript:); T (javascript:); U (javascript:); V (javascript:);  
W (javascript:); X (javascript:); Y (javascript:); Z (javascript:);

**Viewing all rates**

Location	Rate	County	Type	Notes
<input type="text" value="Location"/>	<input type="text" value="Rate"/>	<input type="text" value="County"/>		
Adelanto	7.750%	San Bernardino	City	
Agoura Hills	9.750%	Los Angeles	City	
Alameda	10.750%	Alameda	City	

<b>Location</b>	<b>Rate</b>	<b>County</b>	<b>Type</b>	<b>Notes</b>
Alameda County	10.250%	Alameda	County	
Albany	10.750%	Alameda	City	
Alhambra	10.500%	Los Angeles	City	
Aliso Viejo	7.750%	Orange	City	
Alpine County	7.250%	Alpine	County	
Alturas	7.250%	Modoc	City	
Amador City	8.000%	Amador	City	
Amador County	7.750%	Amador	County	
American Canyon	7.750%	Napa	City	
Anaheim	7.750%	Orange	City	
Anderson	7.750%	Shasta	City	
Angels Camp	8.750%	Calaveras	City	
Antioch	9.750%	Contra Costa	City	
Apple Valley	8.750%	San Bernardino	City	

<b>Location</b>	<b>Rate</b>	<b>County</b>	<b>Type</b>	<b>Notes</b>
Arcadia	10.500%	Los Angeles	City	
Arcata	10.250%	Humboldt	City	
Arroyo Grande	8.750%	San Luis Obispo	City	
Artesia	10.500%	Los Angeles	City	
Arvin	8.250%	Kern	City	
Atascadero	8.750%	San Luis Obispo	City	
Atherton	9.375%	San Mateo	City	
Atwater	8.750%	Merced	City	
Auburn	7.250%	Placer	City	
Avalon	10.250%	Los Angeles	City	
Avenal	8.250%	Kings	City	
Azusa	10.750%	Los Angeles	City	
Bakersfield	8.250%	Kern	City	
Baldwin Park	10.500%	Los Angeles	City	

<b>Location</b>	<b>Rate</b>	<b>County</b>	<b>Type</b>	<b>Notes</b>
Banning	7.750%	Riverside	City	
Barstow	8.750%	San Bernardino	City	
Beaumont	7.750%	Riverside	City	
Bell	9.750%	Los Angeles	City	
Bell Gardens	10.500%	Los Angeles	City	
Bellflower	10.500%	Los Angeles	City	
Belmont	9.875%	San Mateo	City	
Belvedere	8.250%	Marin	City	
Benicia	9.625%	Solano	City	
Berkeley	10.250%	Alameda	City	
Beverly Hills	9.750%	Los Angeles	City	
Big Bear Lake	7.750%	San Bernardino	City	
Biggs	8.250%	Butte	City	
Bishop	8.750%	Inyo	City	

<b>Location</b>	<b>Rate</b>	<b>County</b>	<b>Type</b>	<b>Notes</b>
Blue Lake	9.750%	Humboldt	City	
Blythe	8.750%	Riverside	City	
Bradbury	9.750%	Los Angeles	City	
Brawley	8.750%	Imperial	City	
Brea	7.750%	Orange	City	
Brentwood	8.750%	Contra Costa	City	
Brisbane	9.875%	San Mateo	City	
Buellton	7.750%	Santa Barbara	City	
Buena Park	8.750%	Orange	City	
Burbank	10.500%	Los Angeles	City	
Burlingame	9.625%	San Mateo	City	
Butte County	8.250%	Butte	County	
Calabasas	9.750%	Los Angeles	City	
Calaveras County	8.250%	Calaveras	County	

<b>Location</b>	<b>Rate</b>	<b>County</b>	<b>Type</b>	<b>Notes</b>
Calexico	8.250%	Imperial	City	
California City	8.250%	Kern	City	
Calimesa	7.750%	Riverside	City	
Calipatria	7.750%	Imperial	City	
Calistoga	7.750%	Napa	City	
Camarillo	7.250%	Ventura	City	
Campbell	10.500%	Santa Clara	City	
Canyon Lake	7.750%	Riverside	City	
Capitola	9.250%	Santa Cruz	City	
Carlsbad	7.750%	San Diego	City	
Carmel-by-the-Sea	9.250%	Monterey	City	
Carpinteria	9.000%	Santa Barbara	City	
Carson	10.500%	Los Angeles	City	
Cathedral City	9.250%	Riverside	City	

<b>Location</b>	<b>Rate</b>	<b>County</b>	<b>Type</b>	<b>Notes</b>
Ceres	8.375%	Stanislaus	City	
Cerritos	9.750%	Los Angeles	City	
Chico	9.250%	Butte	City	
Chino	8.750%	San Bernardino	City	
Chino Hills	7.750%	San Bernardino	City	
Chowchilla	8.750%	Madera	City	
Chula Vista	8.750%	San Diego	City	
Citrus Heights	7.750%	Sacramento	City	
City of Commerce	10.500%	Los Angeles	City	
City of Industry	9.750%	Los Angeles	City	
Claremont	9.750%	Los Angeles	City	
Clayton	8.750%	Contra Costa	City	
Clearlake	8.750%	Lake	City	
Cloverdale	10.000%	Sonoma	City	

<b>Location</b>	<b>Rate</b>	<b>County</b>	<b>Type</b>	<b>Notes</b>
Clovis	8.975%	Fresno	City	
Coachella	8.750%	Riverside	City	
Coalinga	8.975%	Fresno	City	
Colfax	7.250%	Placer	City	
Colma	9.875%	San Mateo	City	
Colton	8.750%	San Bernardino	City	
Colusa	8.750%	Colusa	City	
Colusa County	7.750%	Colusa	County	
Compton	10.750%	Los Angeles	City	
Concord	9.750%	Contra Costa	City	
Contra Costa County	8.750%	Contra Costa	County	
Corcoran	8.250%	Kings	City	
Corning	7.750%	Tehama	City	
Corona	8.750%	Riverside	City	

<b>Location</b>	<b>Rate</b>	<b>County</b>	<b>Type</b>	<b>Notes</b>
Coronado	7.750%	San Diego	City	
Corte Madera	9.000%	Marin	City	
Costa Mesa	7.750%	Orange	City	
Cotati	10.250%	Sonoma	City	
Covina	10.500%	Los Angeles	City	
Crescent City	8.250%	Del Norte	City	
Cudahy	10.500%	Los Angeles	City	
Culver City	10.750%	Los Angeles	City	
Cupertino	9.750%	Santa Clara	City	
Cypress	7.750%	Orange	City	
Daly City	9.875%	San Mateo	City	
Dana Point	7.750%	Orange	City	
Danville	8.750%	Contra Costa	City	
Davis	9.250%	Yolo	City	

Location	Rate	County	Type	Notes
Del Mar	8.750%	San Diego	City	
Del Norte County	*	Del Norte	County	*Please refer to the applicable rates for the unincorporated area and incorporated cities within Del Norte County.
Del Norte County Unincorporated Area	8.250%	Del Norte	County	This tax rate applies only to unincorporated areas of Del Norte County. Please refer to the applicable rates for incorporated cities within the county for their respective tax rates.

<b>Location</b>	<b>Rate</b>	<b>County</b>	<b>Type</b>	<b>Notes</b>
Del Rey Oaks	9.250%	Monterey	City	
Delano	8.250%	Kern	City	
Desert Hot Springs	8.750%	Riverside	City	
Diamond Bar	9.750%	Los Angeles	City	
Dinuba	8.500%	Tulare	City	
Dixon	8.375%	Solano	City	
Dorris	7.250%	Siskiyou	City	
Dos Palos	8.250%	Merced	City	
Downey	10.500%	Los Angeles	City	
Duarte	10.500%	Los Angeles	City	
Dublin	10.250%	Alameda	City	
Dunsmuir	8.250%	Siskiyou	City	
East Palo Alto	9.875%	San Mateo	City	
Eastvale	7.750%	Riverside	City	

<b>Location</b>	<b>Rate</b>	<b>County</b>	<b>Type</b>	<b>Notes</b>
El Cajon	8.250%	San Diego	City	
El Centro	8.250%	Imperial	City	
El Cerrito	10.250%	Contra Costa	City	
El Dorado County	7.250%	El Dorado	County	
El Monte	10.500%	Los Angeles	City	
El Segundo	9.750%	Los Angeles	City	
Elk Grove	8.750%	Sacramento	City	
Emeryville	10.500%	Alameda	City	
Encinitas	7.750%	San Diego	City	
Escalon	8.750%	San Joaquin	City	
Escondido	8.750%	San Diego	City	
Etna	7.250%	Siskiyou	City	
Eureka	10.250%	Humboldt	City	
Exeter	8.750%	Tulare	City	

<b>Location</b>	<b>Rate</b>	<b>County</b>	<b>Type</b>	<b>Notes</b>
Fairfax	9.000%	Marin	City	
Fairfield	8.375%	Solano	City	
Farmersville	8.750%	Tulare	City	
Ferndale	9.500%	Humboldt	City	
Fillmore	7.250%	Ventura	City	
Firebaugh	7.975%	Fresno	City	
Folsom	7.750%	Sacramento	City	
Fontana	8.750%	San Bernardino	City	
Fort Bragg	9.250%	Mendocino	City	
Fort Jones	7.250%	Siskiyou	City	
Fortuna	9.500%	Humboldt	City	
Foster City	9.375%	San Mateo	City	
Fountain Valley	8.750%	Orange	City	
Fowler	8.975%	Fresno	City	

<b>Location</b>	<b>Rate</b>	<b>County</b>	<b>Type</b>	<b>Notes</b>
Fremont	10.250%	Alameda	City	
Fresno	8.350%	Fresno	City	
Fresno County	7.975%	Fresno	County	
Fullerton	7.750%	Orange	City	
Galt	9.250%	Sacramento	City	
Garden Grove	8.750%	Orange	City	
Gardena	10.500%	Los Angeles	City	
Gilroy	9.750%	Santa Clara	City	
Glendale	10.500%	Los Angeles	City	
Glendora	10.750%	Los Angeles	City	
Glenn County	7.250%	Glenn	County	
Goleta	8.750%	Santa Barbara	City	
Gonzales	8.750%	Monterey	City	
Grand Terrace	7.750%	San Bernardino	City	

<b>Location</b>	<b>Rate</b>	<b>County</b>	<b>Type</b>	<b>Notes</b>
Grass Valley	8.875%	Nevada	City	
Greenfield	9.500%	Monterey	City	
Gridley	8.250%	Butte	City	
Grover Beach	8.750%	San Luis Obispo	City	
Guadalupe	8.750%	Santa Barbara	City	
Gustine	8.250%	Merced	City	
Half Moon Bay	9.875%	San Mateo	City	
Hanford	8.250%	Kings	City	
Hawaiian Gardens	10.500%	Los Angeles	City	
Hawthorne	10.500%	Los Angeles	City	
Hayward	10.750%	Alameda	City	
Healdsburg	9.750%	Sonoma	City	
Hemet	8.750%	Riverside	City	
Hercules	9.250%	Contra Costa	City	

<b>Location</b>	<b>Rate</b>	<b>County</b>	<b>Type</b>	<b>Notes</b>
Hermosa Beach	9.750%	Los Angeles	City	
Hesperia	7.750%	San Bernardino	City	
Hidden Hills	9.750%	Los Angeles	City	
Highland	7.750%	San Bernardino	City	
Hillsborough	9.375%	San Mateo	City	
Hollister	9.250%	San Benito	City	
Holtville	7.750%	Imperial	City	
Hughson	7.875%	Stanislaus	City	
Humboldt County	8.750%	Humboldt	County	
Huntington Beach	7.750%	Orange	City	
Huntington Park	10.500%	Los Angeles	City	
Huron	8.975%	Fresno	City	
Imperial	7.750%	Imperial	City	
Imperial Beach	8.750%	San Diego	City	

Location	Rate	County	Type	Notes
Imperial County	7.750%	Imperial	County	
Indian Wells	7.750%	Riverside	City	
Indio	8.750%	Riverside	City	
Inglewood	10.250%	Los Angeles	City	
Inyo County	7.750%	Inyo	County	
Ione	7.750%	Amador	City	
Irvine	7.750%	Orange	City	
Irwindale	10.750%	Los Angeles	City	
Isleton	8.750%	Sacramento	City	
Jackson	7.750%	Amador	City	
Jurupa Valley	7.750%	Riverside	City	
Kerman	8.975%	Fresno	City	
Kern County	*	Kern	County	*Please ref to the applicable rates for th

Location	Rate	County	Type	Notes
				unincorporated area and incorporated cities within Kern County
Kern County Unincorporated Area	8.250%	Kern	County	This tax rate applies only to unincorporated areas of Kern County. Please refer to the applicable incorporated city within the county for that city's tax rate.
King City	8.750%	Monterey	City	
Kings County	7.250%	Kings	County	
Kingsburg	8.975%	Fresno	City	
La Cañada Flintridge	10.500%	Los Angeles	City	

<b>Location</b>	<b>Rate</b>	<b>County</b>	<b>Type</b>	<b>Notes</b>
La Habra	8.750%	Orange	City	
La Habra Heights	9.750%	Los Angeles	City	
La Mesa	8.500%	San Diego	City	
La Mirada	9.750%	Los Angeles	City	
La Palma	8.750%	Orange	City	
La Puente	10.250%	Los Angeles	City	
La Quinta	8.750%	Riverside	City	
La Verne	10.500%	Los Angeles	City	
Lafayette	9.250%	Contra Costa	City	
Laguna Beach	7.750%	Orange	City	
Laguna Hills	7.750%	Orange	City	
Laguna Niguel	7.750%	Orange	City	
Laguna Woods	7.750%	Orange	City	
Lake County	7.250%	Lake	County	

<b>Location</b>	<b>Rate</b>	<b>County</b>	<b>Type</b>	<b>Notes</b>
Lake Elsinore	8.750%	Riverside	City	
Lake Forest	7.750%	Orange	City	
Lakeport	8.750%	Lake	City	
Lakewood	10.500%	Los Angeles	City	
Lancaster	11.250%	Los Angeles	City	
Larkspur	9.250%	Marin	City	
Lassen County	7.250%	Lassen	County	
Lathrop	8.750%	San Joaquin	City	
Lawndale	10.500%	Los Angeles	City	
Lemon Grove	8.750%	San Diego	City	
Lemoore	8.250%	Kings	City	
Lincoln	7.250%	Placer	City	
Lindsay	8.750%	Tulare	City	
Live Oak	7.250%	Sutter	City	

<b>Location</b>	<b>Rate</b>	<b>County</b>	<b>Type</b>	<b>Notes</b>
Livermore	10.250%	Alameda	City	
Livingston	8.750%	Merced	City	
Lodi	8.250%	San Joaquin	City	
Loma Linda	7.750%	San Bernardino	City	
Lomita	10.500%	Los Angeles	City	
Lompoc	8.750%	Santa Barbara	City	
Long Beach	10.500%	Los Angeles	City	
Loomis	7.500%	Placer	City	
Los Alamitos	9.250%	Orange	City	
Los Altos	9.750%	Santa Clara	City	
Los Altos Hills	9.750%	Santa Clara	City	
Los Angeles	9.750%	Los Angeles	City	
Los Angeles County	9.750%	Los Angeles	County	
Los Banos	8.750%	Merced	City	

<b>Location</b>	<b>Rate</b>	<b>County</b>	<b>Type</b>	<b>Notes</b>
Los Gatos	9.875%	Santa Clara	City	
Loyalton	7.250%	Sierra	City	
Lynwood	10.750%	Los Angeles	City	
Madera	8.250%	Madera	City	
Madera County	7.750%	Madera	County	
Malibu	10.250%	Los Angeles	City	
Mammoth Lakes	7.750%	Mono	City	
Manhattan Beach	10.250%	Los Angeles	City	
Manteca	9.000%	San Joaquin	City	
Maricopa	8.250%	Kern	City	
Marin County	8.250%	Marin	County	
Marina	9.250%	Monterey	City	
Mariposa County	8.250%	Mariposa	County	
Martinez	9.750%	Contra Costa	City	

Location	Rate	County	Type	Notes
Marysville	8.250%	Yuba	City	
Maywood	9.750%	Los Angeles	City	
McFarland	9.250%	Kern	City	
Mendocino County	7.875%	Mendocino	County	
Mendota	9.225%	Fresno	City	
Menifee	8.750%	Riverside	City	
Menlo Park	9.375%	San Mateo	City	
Merced	8.250%	Merced	City	
Merced County	7.750%	Merced	County	
Mill Valley	9.250%	Marin	City	
Millbrae	9.375%	San Mateo	City	
Milpitas	10.000%	Santa Clara	City	
Mission Viejo	7.750%	Orange	City	
Modesto	8.875%	Stanislaus	City	

Location	Rate	County	Type	Notes
Modoc County	7.250%	Modoc	County	
Mono County	7.250%	Mono	County	
Monrovia	10.500%	Los Angeles	City	
Montague	7.250%	Siskiyou	City	
Montclair	9.000%	San Bernardino	City	
Monte Sereno	9.750%	Santa Clara	City	
Montebello	10.500%	Los Angeles	City	
Monterey	9.250%	Monterey	City	
Monterey County	*	Monterey	County	*Please refer to the applicable rates for the unincorporated area and incorporated cities within Monterey County.

Location	Rate	County	Type	Notes
Monterey County Unincorporated Area	8.750%	Monterey	County	This tax rate applies only to unincorporated areas of Monterey County. Please refer to the applicable incorporated city within the county for that city's tax rate.
Monterey Park	10.500%	Los Angeles	City	
Moorpark	7.250%	Ventura	City	
Moraga	9.750%	Contra Costa	City	
Moreno Valley	8.750%	Riverside	City	
Morgan Hill	9.750%	Santa Clara	City	
Morro Bay	8.750%	San Luis Obispo	City	
Mount Shasta	7.500%	Siskiyou	City	

<b>Location</b>	<b>Rate</b>	<b>County</b>	<b>Type</b>	<b>Notes</b>
Mountain House	7.750%	San Joaquin	City	
Mountain View	9.750%	Santa Clara	City	
Murrieta	8.750%	Riverside	City	
Napa	8.750%	Napa	City	
Napa County	7.750%	Napa	County	
National City	8.750%	San Diego	City	
Needles	7.750%	San Bernardino	City	
Nevada City	8.875%	Nevada	City	
Nevada County	7.500%	Nevada	County	
Newark	10.750%	Alameda	City	
Newman	7.875%	Stanislaus	City	
Newport Beach	7.750%	Orange	City	
Norco	8.750%	Riverside	City	
Norwalk	10.500%	Los Angeles	City	

<b>Location</b>	<b>Rate</b>	<b>County</b>	<b>Type</b>	<b>Notes</b>
Novato	9.250%	Marin	City	
Oakdale	8.375%	Stanislaus	City	
Oakland	10.750%	Alameda	City	
Oakley	8.750%	Contra Costa	City	
Oceanside	8.250%	San Diego	City	
Ojai	7.250%	Ventura	City	
Ontario	8.750%	San Bernardino	City	
Orange	7.750%	Orange	City	
Orange County	7.750%	Orange	County	
Orange Cove	7.975%	Fresno	City	
Orinda	9.750%	Contra Costa	City	
Orland	8.250%	Glenn	City	
Oroville	9.250%	Butte	City	
Oxnard	9.250%	Ventura	City	

<b>Location</b>	<b>Rate</b>	<b>County</b>	<b>Type</b>	<b>Notes</b>
Pacific Grove	9.250%	Monterey	City	
Pacifica	9.875%	San Mateo	City	
Palm Desert	8.750%	Riverside	City	
Palm Springs	9.250%	Riverside	City	
Palmdale	11.250%	Los Angeles	City	
Palo Alto	9.750%	Santa Clara	City	
Palos Verdes Estates	9.750%	Los Angeles	City	
Paradise	8.750%	Butte	City	
Paramount	10.500%	Los Angeles	City	
Parlier	8.975%	Fresno	City	
Pasadena	10.500%	Los Angeles	City	
Paso Robles	8.750%	San Luis Obispo	City	
Patterson	7.875%	Stanislaus	City	
Perris	7.750%	Riverside	City	

<b>Location</b>	<b>Rate</b>	<b>County</b>	<b>Type</b>	<b>Notes</b>
Petaluma	10.250%	Sonoma	City	
Pico Rivera	10.750%	Los Angeles	City	
Piedmont	10.250%	Alameda	City	
Pinole	10.250%	Contra Costa	City	
Pismo Beach	8.250%	San Luis Obispo	City	
Pittsburg	9.250%	Contra Costa	City	
Placentia	8.750%	Orange	City	
Placer County	7.250%	Placer	County	
Placerville	8.250%	El Dorado	City	
Pleasant Hill	9.250%	Contra Costa	City	
Pleasanton	10.250%	Alameda	City	
Plumas County	7.250%	Plumas	County	
Plymouth	7.750%	Amador	City	
Point Arena	9.250%	Mendocino	City	

<b>Location</b>	<b>Rate</b>	<b>County</b>	<b>Type</b>	<b>Notes</b>
Pomona	10.500%	Los Angeles	City	
Port Hueneme	8.750%	Ventura	City	
Porterville	9.250%	Tulare	City	
Portola	7.250%	Plumas	City	
Portola Valley	9.375%	San Mateo	City	
Poway	7.750%	San Diego	City	
Rancho Cordova	8.750%	Sacramento	City	
Rancho Cucamonga	7.750%	San Bernardino	City	
Rancho Mirage	7.750%	Riverside	City	
Rancho Palos Verdes	9.750%	Los Angeles	City	
Rancho Santa Margarita	7.750%	Orange	City	
Red Bluff	7.500%	Tehama	City	
Redding	7.250%	Shasta	City	
Redlands	8.750%	San Bernardino	City	

<b>Location</b>	<b>Rate</b>	<b>County</b>	<b>Type</b>	<b>Notes</b>
Redondo Beach	9.750%	Los Angeles	City	
Redwood City	9.875%	San Mateo	City	
Reedley	9.225%	Fresno	City	
Rialto	7.750%	San Bernardino	City	
Richmond	9.750%	Contra Costa	City	
Ridgecrest	9.250%	Kern	City	
Rio Dell	9.500%	Humboldt	City	
Rio Vista	9.125%	Solano	City	
Ripon	7.750%	San Joaquin	City	
Riverbank	7.875%	Stanislaus	City	
Riverside	8.750%	Riverside	City	
Riverside County	7.750%	Riverside	County	
Rocklin	7.250%	Placer	City	
Rohnert Park	9.750%	Sonoma	City	

<b>Location</b>	<b>Rate</b>	<b>County</b>	<b>Type</b>	<b>Notes</b>
Rolling Hills	9.750%	Los Angeles	City	
Rolling Hills Estates	9.750%	Los Angeles	City	
Rosemead	9.750%	Los Angeles	City	
Roseville	7.750%	Placer	City	
Ross	8.250%	Marin	City	
Sacramento	8.750%	Sacramento	City	
Sacramento County	7.750%	Sacramento	County	
Salinas	9.250%	Monterey	City	
San Anselmo	9.250%	Marin	City	
San Benito County	8.250%	San Benito	County	
San Bernardino	8.750%	San Bernardino	City	
San Bernardino County	7.750%	San Bernardino	County	
San Bruno	9.875%	San Mateo	City	
San Carlos	9.375%	San Mateo	City	

<b>Location</b>	<b>Rate</b>	<b>County</b>	<b>Type</b>	<b>Notes</b>
San Clemente	7.750%	Orange	City	
San Diego	7.750%	San Diego	City	
San Diego County	7.750%	San Diego	County	
San Dimas	9.750%	Los Angeles	City	
San Fernando	10.500%	Los Angeles	City	
San Francisco	8.625%	San Francisco	City	
San Francisco County	8.625%	San Francisco	County	
San Gabriel	10.500%	Los Angeles	City	
San Jacinto	8.750%	Riverside	City	
San Joaquin	7.975%	Fresno	City	
San Joaquin County	7.750%	San Joaquin	County	
San Jose	10.000%	Santa Clara	City	
San Juan Bautista	9.000%	San Benito	City	
San Juan Capistrano	7.750%	Orange	City	

<b>Location</b>	<b>Rate</b>	<b>County</b>	<b>Type</b>	<b>Notes</b>
San Leandro	10.750%	Alameda	City	
San Luis Obispo	8.750%	San Luis Obispo	City	
San Luis Obispo County	7.250%	San Luis Obispo	County	
San Marcos	8.750%	San Diego	City	
San Marino	9.750%	Los Angeles	City	
San Mateo	9.625%	San Mateo	City	
San Mateo County	9.375%	San Mateo	County	
San Pablo	9.500%	Contra Costa	City	
San Rafael	9.250%	Marin	City	
San Ramon	9.750%	Contra Costa	City	
Sand City	9.250%	Monterey	City	
Sanger	8.725%	Fresno	City	
Santa Ana	9.250%	Orange	City	
Santa Barbara	9.250%	Santa Barbara	City	

Location	Rate	County	Type	Notes
Santa Barbara County	7.750%	Santa Barbara	County	
Santa Clara	9.750%	Santa Clara	City	
Santa Clara County	9.750%	Santa Clara	County	
Santa Clarita	9.750%	Los Angeles	City	
Santa Cruz	9.750%	Santa Cruz	City	
Santa Cruz County	*	Santa Cruz	County	*Please refer to the applicable rates for the unincorporated area and incorporated cities within Santa Cruz County.
Santa Cruz County Unincorporated Area	9.500%	Santa Cruz	County	This tax rate applies only to unincorporated areas of Santa Cruz County.

Location	Rate	County	Type	Notes
				Please refer to the applicable city within the county for the city's tax rate.
Santa Fe Springs	11.000%	Los Angeles	City	
Santa Maria	8.750%	Santa Barbara	City	
Santa Monica	10.750%	Los Angeles	City	
Santa Paula	9.250%	Ventura	City	
Santa Rosa	10.000%	Sonoma	City	
Santee	7.750%	San Diego	City	
Saratoga	9.750%	Santa Clara	City	
Sausalito	9.250%	Marin	City	
Scotts Valley	9.750%	Santa Cruz	City	
Seal Beach	9.250%	Orange	City	
Seaside	9.250%	Monterey	City	

<b>Location</b>	<b>Rate</b>	<b>County</b>	<b>Type</b>	<b>Notes</b>
Sebastopol	10.500%	Sonoma	City	
Selma	8.475%	Fresno	City	
Shafter	7.250%	Kern	City	
Shasta County	7.250%	Shasta	County	
Shasta Lake	7.250%	Shasta	City	
Sierra County	7.250%	Sierra	County	
Sierra Madre	10.500%	Los Angeles	City	
Signal Hill	10.500%	Los Angeles	City	
Simi Valley	7.250%	Ventura	City	
Siskiyou County	7.250%	Siskiyou	County	
Solana Beach	8.750%	San Diego	City	
Solano County	7.375%	Solano	County	
Soledad	9.250%	Monterey	City	
Solvang	8.750%	Santa Barbara	City	

<b>Location</b>	<b>Rate</b>	<b>County</b>	<b>Type</b>	<b>Notes</b>
Sonoma	10.250%	Sonoma	City	
Sonoma County	9.250%	Sonoma	County	
Sonora	8.750%	Tuolumne	City	
South El Monte	10.750%	Los Angeles	City	
South Gate	10.750%	Los Angeles	City	
South Lake Tahoe	8.750%	El Dorado	City	
South Pasadena	10.500%	Los Angeles	City	
South San Francisco	9.875%	San Mateo	City	
St. Helena	8.250%	Napa	City	
Stanislaus County	7.875%	Stanislaus	County	
Stanton	8.750%	Orange	City	
Stockton	9.000%	San Joaquin	City	
Suisun City	9.125%	Solano	City	
Sunnyvale	9.750%	Santa Clara	City	

<b>Location</b>	<b>Rate</b>	<b>County</b>	<b>Type</b>	<b>Notes</b>
Susanville	8.250%	Lassen	City	
Sutter County	7.250%	Sutter	County	
Sutter Creek	8.750%	Amador	City	
Taft	8.250%	Kern	City	
Tehachapi	8.250%	Kern	City	
Tehama	7.250%	Tehama	City	
Tehama County	7.250%	Tehama	County	
Temecula	8.750%	Riverside	City	
Temple City	9.750%	Los Angeles	City	
Thousand Oaks	7.250%	Ventura	City	
Tiburon	8.250%	Marin	City	
Torrance	10.250%	Los Angeles	City	
Tracy	8.250%	San Joaquin	City	
Trinidad	9.500%	Humboldt	City	

<b>Location</b>	<b>Rate</b>	<b>County</b>	<b>Type</b>	<b>Notes</b>
Trinity County	7.250%	Trinity	County	
Truckee	9.000%	Nevada	City	
Tulare	8.250%	Tulare	City	
Tulare County	7.750%	Tulare	County	
Tulelake	7.250%	Siskiyou	City	
Tuolumne County	7.250%	Tuolumne	County	
Turlock	8.625%	Stanislaus	City	
Tustin	7.750%	Orange	City	
Twentynine Palms	7.750%	San Bernardino	City	
Ukiah	8.875%	Mendocino	City	
Union City	10.750%	Alameda	City	
Upland	7.750%	San Bernardino	City	
Vacaville	8.125%	Solano	City	
Vallejo	9.250%	Solano	City	

<b>Location</b>	<b>Rate</b>	<b>County</b>	<b>Type</b>	<b>Notes</b>
Ventura	7.750%	Ventura	City	
Ventura County	7.250%	Ventura	County	
Vernon	10.500%	Los Angeles	City	
Victorville	8.750%	San Bernardino	City	
Villa Park	7.750%	Orange	City	
Visalia	8.500%	Tulare	City	
Vista	8.250%	San Diego	City	
Walnut	9.750%	Los Angeles	City	
Walnut Creek	9.250%	Contra Costa	City	
Wasco	8.250%	Kern	City	
Waterford	7.875%	Stanislaus	City	
Watsonville	9.750%	Santa Cruz	City	
Weed	7.500%	Siskiyou	City	
West Covina	9.750%	Los Angeles	City	

Location	Rate	County	Type	Notes
West Hollywood	10.500%	Los Angeles	City	
West Sacramento	9.250%	Yolo	City	
Westlake Village	9.750%	Los Angeles	City	
Westminster	9.250%	Orange	City	
Westmorland	7.750%	Imperial	City	
Wheatland	7.750%	Yuba	City	
Whittier	10.500%	Los Angeles	City	
Wildomar	8.750%	Riverside	City	
Williams	8.250%	Colusa	City	
Willits	9.125%	Mendocino	City	
Willows	8.750%	Glenn	City	
Windsor	9.250%	Sonoma	City	
Winters	8.250%	Yolo	City	
Woodlake	8.750%	Tulare	City	

Location	Rate	County	Type	Notes
Woodland	8.000%	Yolo	City	
Woodside	9.375%	San Mateo	City	
Yolo County	7.250%	Yolo	County	
Yorba Linda	7.750%	Orange	City	
Yountville	7.750%	Napa	City	
Yreka	8.750%	Siskiyou	City	
Yuba City	7.250%	Sutter	City	
Yuba County	*	Yuba	County	*Please refer to the applicable rates for the unincorporated area and incorporated cities within Yuba County
Yuba County Unincorporated Area	8.250%	Yuba	County	This tax rate applies only to the unincorporated area of Yuba County

Location	Rate	County	Type	Notes
				<p>unincorporated areas of Yucaipa County. Please refer to the applicable city within the county for the city's tax rate.</p>
Yucaipa	8.750%	San Bernardino	City	
Yucca Valley	8.750%	San Bernardino	City	



# Electricity



Schedule D  
DOMESTIC SERVICE

Sheet 1

APPLICABILITY

Applicable to domestic service including lighting, heating, cooking, and power or combination thereof in a Single-Family Accommodation or an individually metered Single-Family Dwelling in a Multifamily Accommodation.

Pursuant to Special Condition 5 herein, customers receiving service under this Schedule are eligible to (T) receive the California Climate Credit as shown in the Rates section below.

TERRITORY

Within the entire territory served.

(Continued)

(To be inserted by utility)  
Advice 5654-E  
Decision 24-05-028

Issued By  
Michael Backstrom  
Sr. Vice President

(To be inserted by Cal. PUC)  
Date Submitted Oct 16, 2025  
Effective Nov 15, 2025  
Resolution E-5356



Schedule D  
DOMESTIC SERVICE

Sheet 2

RATES

	Delivery Service Total <sup>1</sup>	Generation <sup>2</sup>	
		UG <sup>***</sup>	DWREC <sup>3</sup>
Energy Charge- \$/kWh/Meter/Day			
Baseline Service			
Summer	0.18482 (R)	0.11761 (R)	0.00000
Winter	0.18482 (R)	0.11761 (R)	0.00000
Over Baseline Service*			
Summer	0.28590 (R)	0.11761 (R)	0.00000
Winter	0.28590 (R)	0.11761 (R)	0.00000
Fixed Recovery Charge - \$/kWh	0.00619 (I)		
MCAM Charge - \$/kWh	0.00223 (I)		
Base Services Charge (BSC) - \$/Meter/Day	0.794		
BSC Discount - Deed Restricted - \$/Meter/Day	(0.332) (I)		
California Climate Credit	(36.00) (R)		

- \* Nonbaseline Service includes all kWh in excess of applicable Baseline allocations as described in Preliminary Statement, Part H, Baseline Service.
- \*\* The ongoing Competition Transition Charge (CTC) of \$0.00014 per kWh is recovered in the UG component of Generation. (I)

- 1 Total = Total Delivery Service rates are applicable to Bundled Service, Direct Access (DA) and Community Choice Aggregation Service (CCA Service) Customers, except DA and CCA Service Customers are not subject to the DWRBC rate component of this Schedule but instead pay the DWRBC as provided by Schedule DA-CRS or Schedule CCA-CRS.
- 2 Generation = The Generation rates are applicable only to Bundled Service Customers. See Special Condition below for PCIA recovery.
- 3 DWREC = Department of Water Resources (DWR) Energy Credit - For more information on the DWR Energy Credit, see the Billing Calculation Special Condition of this Schedule.
- 4 Applied on an equal basis, per household, semi-annually. See the Special Conditions of this Schedule for more information.
- 5 The Modified Cost Allocation Mechanism (MCAM) charge recovers the net cost associated with system reliability procurement ordered by the CPUC that SCE has procured on behalf of customers whose generation services are provided by certain Electric Service Providers or Community Choice Aggregators.

(Continued)

(To be inserted by utility)  
Advice 5725-E  
Decision \_\_\_\_\_

Issued By  
Michael Backstrom  
Sr. Vice President

(To be inserted by Cal. PUC)  
Date Submitted Dec 30, 2025  
Effective Jan 1, 2026  
Resolution E-5217



Southern California Edison  
Rosemead, California (U 338-E)

Revised  
Cancelling Revised

Cal. P.U.C. Sheet No. 90842-E  
Cal. P.U.C. Sheet No. 90635-E

**Schedule D  
DOMESTIC SERVICE**

Sheet 3

**RATES (Continued)**

	Delivery Service									
	Trans <sup>1</sup>	Distrbtn <sup>2</sup>	NSGC <sup>3</sup>	NDC <sup>4</sup>	PPPC <sup>5</sup>	CIA <sup>6</sup>	WFC <sup>7</sup>	DWRA <sup>10</sup>	PUCRF <sup>8</sup>	Total <sup>9</sup>
Energy Charge - \$/kWh/Meter/Day										
Baseline Service										
Summer	0.02586 (I)	0.17586 (I)	0.00829 (R)	0.00003 (I)	0.00527 (R)	(0.03740) (I)	0.00591(R)	0.00000	0.00100 (I)	0.18482 (R)
Winter	0.02586 (I)	0.17586 (I)	0.00829 (R)	0.00003 (I)	0.00527 (R)	(0.03740) (I)	0.00591(R)	0.00000	0.00100 (I)	0.18482 (R)
Over Baseline Service*										
Summer	0.02586 (I)	0.17586 (I)	0.00829 (R)	0.00003 (I)	0.00527 (R)	0.06368 (R)	0.00591(R)	0.00000	0.00100 (I)	0.28590 (R)
Winter	0.02586 (I)	0.17586 (I)	0.00829 (R)	0.00003 (I)	0.00527 (R)	0.06368 (R)	0.00591(R)	0.00000	0.00100 (I)	0.28590 (R)
Fixed Recovery Charge - \$/kWh										0.00619 (I)
M CAM Charge <sup>12</sup> - \$/kWh										0.00223 (I)
Base Services Charge (BSC) - \$/Meter/Day	0.424 (I)**		0.000	0.000	0.370 (R)					0.794
BSC Discount - Deed Restricted - \$/Meter/Day	(0.332) (I)									(0.332) (I)
California Climate Credit <sup>11</sup>	(36.00) (R)									(36.00) (R)

\* Nonbaseline Service includes all kWh in excess of applicable Baseline allocations as described in Preliminary Statement, Part H, Baseline Service.

\*\* Includes BSC Distribution Charge of \$0.360/meter/day and BSC Surcharge of \$0.064/meter/day. (I)

- 1 Trans = Transmission and the Transmission Owners Tariff Charge Adjustments (TOTCA) which are FERC approved. The TOTCA represents the Transmission Revenue Balancing Account Adjustment (TRBAA) of \$(0.00222) per kWh, Reliability Services (I) Balancing Account Adjustment (RSBAA) of \$0.00016 per kWh, and Transmission Access Charge Balancing Account Adjustment (I) (TACBAA) of \$0.00266 per kWh.
- 2 Distrbtn = Distribution. Includes recovery for California Solar Initiative costs.
- 3 NSGC = New System Generation Charge
- 4 NDC = Nuclear Decommissioning Charge
- 5 PPPC = Public Purpose Programs Charge (includes Diablo Canyon Power Plant charge and California Alternate Rates for Energy (T) Surcharge where applicable.)
- 6 CIA = Conservation Incentive Adjustment
- 7 WFC = Wildfire Fund Non-Bypassable Charge. The Wildfire Fund Non-Bypassable Charge supports the California Wildfire Fund and is not applicable to exempt Customers pursuant to D.19-10-056.
- 8 PUCRF = The PUC Reimbursement Fee is described in Schedule RF-E.
- 9 Total = Total Delivery Service rates are applicable to Bundled Service, Direct Access (DA) and Community Choice Aggregation Service (CCA Service) Customers, except DA and CCA Service Customers are not subject to the WFC rate component of this Schedule but instead pay the WFC as provided by Schedule DA-CRS or Schedule CCA-CRS.
- 10 DWRA = A refund from the California Department of Water Resources (DWR) relating to the purchase of power during the 2000-2001 energy crisis.
- 11 Applied on an equal basis, per household, semi-annually. See the Special Conditions of this Schedule for more information.
- 12 The Modified Cost Allocation Mechanism (MCAM) charge recovers the net cost associated with system reliability procurement ordered by the CPUC that SCE has procured on behalf of customers whose generation services are provided by certain Electric Service Providers or Community Choice Aggregators.

(Continued)

(To be inserted by utility)  
Advice 5725-E  
Decision \_\_\_\_\_

Issued By  
Michael Backstrom  
Sr. Vice President

(To be inserted by Cal. PUC)  
Date Submitted Dec 30, 2025  
Effective Jan 1, 2026  
Resolution E-5217



Schedule D  
DOMESTIC SERVICE

Sheet 4

SPECIAL CONDITIONS

1. For the above rate components, the summer season shall commence at 12:00 a.m. on June 1, and continue until 12:00 a.m. on October 1 of each year. The winter season shall commence at 12:00 a.m. on October 1 of each year and continue until 12:00 a.m. of June 1 of the following year.

Holidays are New Year's Day (January 1), Presidents' Day (third Monday in February), Memorial Day (last Monday in May), Independence Day (July 4), Labor Day (first Monday in September), Veterans Day (November 11), Thanksgiving Day (fourth Thursday in November), and Christmas (December 25).

When any holiday listed above falls on Sunday, the following Monday will be recognized as a holiday. No change will be made for holidays falling on Saturday.

2. Seasonal Service: For customers who normally require service for only part of the year, this Schedule is applicable only on annual contract.

(D)

(Continued)

(To be inserted by utility)  
 Advice 5654-E  
 Decision 24-05-028

Issued By  
Michael Backstrom  
Sr. Vice President

(To be inserted by Cal. PUC)  
 Date Submitted Oct 16, 2025  
 Effective Nov 15, 2025  
 Resolution E-5356



Schedule D  
DOMESTIC SERVICE

Sheet 5

SPECIAL CONDITIONS (Continued)

- 3. Customer-Owned Electrical Generating Facilities: (T)
  - a. For customers not eligible for service under Schedule NEM, Net Energy Metering Schedule NEM-ST or Schedule NBT, Net Billing Tariff, and where customer-owned electrical generating facilities are used to meet a part or all of the customer's electrical requirements, service shall be provided concurrently under the terms and conditions of Schedule S and this Schedule. Parallel operation of such generating facilities with SCE's electrical system is permitted. A generation interconnection agreement is required for such operation.
  - b. For customers of record on Schedule D-PG as of April 30, 1996, who were subsequently transferred by SCE to an applicable Domestic rate schedule, who have a valid Qualifying Facilities (QF) contract with SCE, and who are not eligible for service under Schedule NEM, Net Energy Metering, or its successor, Schedule NEM-ST, the Energy Charges for such parallel generation customers shall be determined using kWh of Net Energy as defined and set forth below:
  - c. Customer-owned electrical generating facilities used solely for auxiliary, emergency, or standby purposes (auxiliary/emergency generating facilities) to serve the customer's load during a period when SCE's service is unavailable and when such load is isolated from the service of SCE are not subject to Schedule S. However, upon approval by SCE, momentary parallel operation may be permitted to allow the customer to test the auxiliary/emergency generating facilities. A Momentary Parallel Generation Contract is required for this type of service. (L)

(Continued)

(To be inserted by utility)  
Advice 5654-E  
Decision 24-05-028

Issued By  
Michael Backstrom  
Sr. Vice President

(To be inserted by Cal. PUC)  
Date Submitted Oct 16, 2025  
Effective Nov 15, 2025  
Resolution E-5356



Schedule D  
DOMESTIC SERVICE

Sheet 6

SPECIAL CONDITIONS (Continued)

4. Billing Calculation: A customer's bill is calculated according to the rates and conditions above. (L)  
(T)

The residential Base Services Charge is a fixed daily charge designed to cover the costs connecting each Customer to the electric grid and providing state programs to assist income-qualified Customers. Customers enrolled in CARE or FERA, or living in Deed Restricted Affordable Housing (DRAH) are provided a discount to reduce their Base Services Charge. DRAH will be identified by the California Housing Partnership database. For properties with less than 80 percent of units identified as DRAH, Customers or tenants must contact SCE or visit [www.sce.com](http://www.sce.com) and self-attest to living in a DRAH to qualify for the DRAH discount to reduce their Base Services Charge. DRAH Customers or tenants are exempt from the Base Services Charge Surcharge of \$0.063 per meter per day and are provided a Base Services Charge Discount of \$(0.334) per meter per day to reduce the Base Services Charge. (N)

The charges listed in the RATES section are calculated by multiplying the Total Delivery Service rates and the Generation rates, when applicable, by the billing determinants (e.g., per kilowatt [kW], kilowatthour [kWh], etc.). The Energy Charge varies each month based on how much electricity a Customer uses. (T)  
(T)

As of January 1, 2012, all generation supplied to Bundled Service Customers is provided by SCE. The DWR Energy Credit provided to Bundled Service Customers is determined by multiplying the DWR Energy Credit rate component by the customer's total kWhs.

- a. Bundled Service Customers receive Delivery Service and Generation service from SCE. The customer's bill is the sum of the charges for Delivery Service and Generation service determined, as described in this Special Condition, and subject to applicable discounts or adjustments provided under SCE's tariff schedules.
- b. Direct Access Customers receive Delivery Service from SCE and purchase energy from an Energy Service Provider. The customer's bill is the sum of the charges for Delivery Service determined as described in this Special Condition except that the DWRBC rate component is subtracted from the Total Delivery Service rates before the billing determinants are multiplied by such resulting Total rates; plus the applicable charges as shown in Schedule DA-CRS and subject to applicable discounts or adjustments provided under SCE's tariff schedules.
- c. CCA Service Customers receive Delivery Service from SCE and purchase energy from their Community Choice Aggregator (CCA). SCE will read the meters and present the bill for both Delivery and Generation Services to the CCA Service Customer. The customer's bill is the sum of the charges for Delivery Service as displayed in this Rate Schedule and Generation charges determined by the CCA plus the applicable charges as shown in Schedule CCA-CRS, and subject to applicable discounts or adjustments provided under SCE's tariff schedules.

(Continued)

(To be inserted by utility)  
Advice 5654-E  
Decision 24-05-028

Issued By  
Michael Backstrom  
Sr. Vice President

(To be inserted by Cal. PUC)  
Date Submitted Oct 16, 2025  
Effective Nov 15, 2025  
Resolution E-5356



Schedule D  
DOMESTIC SERVICE

SPECIAL CONDITIONS (Continued)

4. Billing Calculation: (Continued)

California Alternate Rates for Energy (CARE) Discount: Customers who meet the definition of a CARE Household, as defined in Schedule D-CARE, may qualify for a 32.5 percent discount off of their electric bill prior to the application of the Public Utilities Commission Reimbursement Fee (PUCRF) and any applicable user fees, taxes, and late payment charges. Eligible CARE Customers are required to pay the PUCRF and any applicable user fees, taxes, and late payment charges in full. In addition, eligible CARE Customers are exempt from paying the CARE Surcharge of \$0.208 per meter per day, the Wildfire Fund Non-Bypassable Charge of \$0.00591 per kWh, and the Fixed Recovery Charge of \$0.00619 per kWh. CARE Customers are exempt from the Base Services Charge Surcharge of \$0.064 per meter per day and are provided a Base Services Charge Discount of \$(0.155) per meter per day to reduce their Base Services Charge. An application and eligibility declaration is required for service under this Special Condition. Eligible Customers shall have the CARE Discount applied to this Schedule commencing no later than one billing period after receipt and approval of the Customer's application by SCE. Customers may be rebilled for periods in which they do not meet the eligibility requirements for the CARE Discount. Customers receiving the Family Electric Rate Assistance (FERA) Discount are not eligible for the CARE Discount.

Family Electric Rate Assistance Discount (FERA): Customers who meet the definition of a FERA household, as defined in Schedule D-FERA, may qualify for an 18.0 percent discount off of their bill prior to the application of any applicable taxes and late payment charges. In addition, FERA Customers are exempt from the Base Services Charge Surcharge of \$0.064 per meter per day and are provided a Base Services Charge credit adjustment of \$(0.201) per meter per day to reduce their Base Services Charge. An application and eligibility declaration is required for service under this Special Condition. Eligible Customers shall be billed on this Special Condition commencing no later than one billing period after receipt and approval of the Customer's application by SCE. Customers may be rebilled for periods in which they do not meet the eligibility requirements for the FERA Discount. Customers receiving the CARE Discount are not eligible for the FERA Discount.

- 5. Residential California Climate Credit: A credit from the State of California to fight climate change. (T)  
The credit is applied after the calculation of city and county utility users' taxes on customers' utility bills and prior to the application of franchise fees on an equal basis, per household, to the billing statements of customers receiving service under this schedule at the time the California Climate Credit is disbursed. Any California Climate Credit not consumed in the billing period in which the credit is applied will roll over to each subsequent billing period until the credit is fully consumed. (T)
- 6. Change of Rate Schedule: A Customer who was placed on a time-of-use (TOU) rate schedule by SCE (i.e., defaulted) and subsequently elects this Schedule, shall be allowed an additional rate schedule change within a 12-month period of being defaulted. The Customer shall not be allowed to make an additional (i.e., third) change in rate schedule until 12 months of service has been provided under the elected rate schedule, unless otherwise specified in that rate schedule. (T)

(Continued)

(To be inserted by utility)  
Advice 5771-E  
Decision 26-03-013

Issued By  
Michael Backstrom  
Sr. Vice President

(To be inserted by Cal. PUC)  
Date Submitted Mar 20, 2026  
Effective Mar 20, 2026  
Resolution \_\_\_\_\_

Schedule D  
DOMESTIC SERVICE

Sheet 8

SPECIAL CONDITIONS (Continued)

7. PCIA Recovery in Bundled Generation Rates: Bundled Service Customer Generation charges (T) include an amount to recover the above-market portion of SCE's generation portfolio. 'Above market' refers to the difference between what the utility pays for electric generation and current market prices for the sale of those resources. This above-market portion is referred to as the Power Charge Indifference Adjustment (PCIA) amount and is shown on Bundled Service Customers' bills under the description of the Generation charge.

8. San Joaquin Valley Disadvantaged Communities Pilot Projects (SJV Pilot) Bill Protection (T) Discount.

In accordance with Decision 18-12-015 and Resolution E-5034, Customers participating in the SJV Pilot and entering into the associated service agreement will receive a 10-year Bill Protection Discount beginning after the first electric appliance is installed in a participant's home and one full billing cycle has concluded. The monthly Bill Protection Discount will be provided as follows:

Years 1-5 of SJV Pilot participation: 20 percent discount  
 Years 6-10 of SJV Pilot participation: 10 percent or 20 percent discount

SCE will evaluate Pilot participants' total energy costs savings beginning three and half years after the first SJV Pilot participant receives a Bill Protection Discount. This evaluation will analyze total energy costs for all SJV Pilot participants who have received at least 24 consecutive months of electricity bills with a Bill Protection Discount, and it will be based on collected and modeled propane data and actual participant's electricity costs pre-Pilot and post-Pilot;

- a. If the evaluation finds that all participants in the evaluation study, except quantitatively-measurable statistical outliers, experience energy costs savings (i.e., total energy costs have not increased), SCE shall reduce the monthly electricity bill discount to a 10 percent discount for an additional five years; or
- b. If the evaluation finds that any participants in the evaluation study, except quantitatively-measurable statistical outliers, experience an energy cost increase, SCE shall continue to provide a 20 percent discount for an additional five years.

If the customer service agreement changes during the 10-year bill protection period (i.e., change of property ownership, change in occupancy) the Bill Protection Discount and Transitional Community Solar Discount shall be terminated. A new customer moving into an electrified house shall not receive the SJV Pilot Bill Protection Discount or Transitional Community Solar Discount.

(Continued)

(To be inserted by utility)  
 Advice 5654-E  
 Decision 24-05-028

Issued By  
Michael Backstrom  
Sr. Vice President

(To be inserted by Cal. PUC)  
 Date Submitted Oct 16, 2025  
 Effective Nov 15, 2025  
 Resolution E-5356

Schedule D  
DOMESTIC SERVICE

Sheet 9

SPECIAL CONDITIONS (Continued)

## 9. Transitional Community Solar Discount.

(T)

SJV Pilot participants eligible for the Community Solar-Green Tariff (CSGT) or the Disadvantaged Communities-Green Tariff (DAC-GT) program shall be provided a 20 percent Transitional Community Solar monthly bill credit for the 10-year bill protection period if neither program is available when the SJV Pilot participant receives the first Bill Protection Discount. If the DAC-GT or CSGT programs are available, yet a customer cannot participate due to subscription or locational limitations, the 20 percent Transitional Community Solar Discount will still apply. The Transitional Community Solar discount will not apply to customers who have onsite solar through the Single-Family Affordable Solar Homes (SASH) program, the Disadvantaged Communities SASH (DAC-SASH) program, Net Energy Metering (NEM), or through another program.

## 10. Fixed Recovery Charge.

(T)

SCE has been permitted to issue bonds that enable it to recover more quickly certain costs related to preventing and mitigating catastrophic wildfires, while reducing the total cost to its customers. The Fixed Recovery Charge (FRC) has been approved by the CPUC to repay those bonds. The right to recover the FRC has been transferred to a separate entity (called the Special Purpose Entity) that issued the bonds and recovery does not belong to SCE. SCE is collecting the FRC on behalf of the Special Purpose Entity.


(To be inserted by utility)

Advice 5654-E  
Decision 24-05-028Issued By  
Michael Backstrom  
Sr. Vice President

(To be inserted by Cal. PUC)

Date Submitted Oct 16, 2025  
Effective Nov 15, 2025  
Resolution E-5356

# TIERED RATE PLAN



Save Money / Rates & Financing / Residential Rate Plans & Details

Under the Tiered Rate Plan (Schedule D), you begin each billing period at the Tier 1 rate, which has the lowest price per kilowatt-hour (kWh). If you use more energy than the baseline allocation for your region, your rate climbs to Tier 2.

The Tiered Rate Plan is a more traditional billing plan where the best way to keep energy costs low is to limit your total energy consumption.

## Tiered Rate Plans Explained

### Tier 1 Tier 2

#### Tiered Rate Plan

Each billing period begins at the Tier 1 rate, which has the lowest price per kilowatt-hour (kWh). Current rates as of 1/1/26.

The rates shown reflect pricing for customers that receive both delivery and generation services from SCE. If you are receiving your generation services from a provider other than SCE, your rates may differ. For generation costs, please contact your Community Choice Aggregation Service Provider or Direct Access Electric Service Provider for more details.

**Tier 1**  
30¢\*

**Tier 2**  
40¢\*

#### RELATED LINKS

[Base Services Charge](#)

[Help Managing Your Bills](#)

[Rate Plan Comparison Tool](#)

[Time-of-Use Residential Rate Plans](#)

#### See which tier you are currently in

1. Log into My Account.
2. Select the "View Recent Usage" button.
3. Select "How is this calculated?" which is below your

0-384 kWh

385-1,535 kWh

Up to baseline allocation

>100% of baseline allocation

"Projected Next Bill" total.

## How to Determine Your Allocation For Each Tier Module

### 1. Identify your baseline region number.

Regions have different rates based on their average climate conditions.

[Map or Index of Communities](#)

### 2. Use your region number to look up your daily baseline allocation.

Your daily baseline allocation is different during the summer months (June-September) than the rest of the year.



## Get Help with Your Bills

Explore income-based discounts, payment plans, and assistance programs designed to help manage your energy costs.

[LEARN MORE](#)

Baseline Region Number	Summer Daily Allocations (June - September)		Winter Daily Allocations (October - May)	
	Daily kWh Allocation	All-Electric Allocation	Daily kWh Allocation	All-Electric Allocation
5	17.0	16.8	18.4	27.0
6	11.4	8.7	11.0	12.6
8	12.8	9.9	10.3	12.3
9	16.9	12.5	12.0	13.9
10	19.3	15.9	12.1	16.4

<b>13</b>	22.2	24.2	12.2	23.0
<b>14</b>	19.2	18.5	11.9	21.1
<b>15</b>	45.0	24.0	9.7	17.4
<b>16</b>	14.7	13.5	12.4	23.2

**Additional Information:**

- All-electric households have a different baseline allocation.
- Medical Baseline customers receive an additional 16.5 kWh daily allocation to operate life-support devices and equipment.
- The summer season begins at 12 a.m. on June 1 and continues until 12 a.m. on October 1 each year. Winter rates apply for the rest of the year.

**Climate Zone Details:**

- Hot: 13, 14, 15
- Moderate: 5, 9, 10
- Cool: 6, 8, 16
- Climate Zone 10 is a moderate zone but has hot summer weather. This distinction is made in relation to CPUC Code Section 745.d.2.
- ZIP codes do not correlate with Climate Zones

Show less ^

**3. Use your daily allocation to calculate your monthly baseline allocation.**

- [Daily Baseline Allocation] x [# of days in billing period] = Monthly Baseline Allocation

**4. Use your monthly baseline allocation to calculate your costs for each tier.**

<b>Tier 2 Allocation:</b> <i>Over Baseline</i>	40¢ / kWh	<b>Other applicable charges:</b> <ul style="list-style-type: none"> <li>• 79¢ daily Base Services Charge</li> </ul>
<b>&gt; Tier 1 Allocation:</b>	> 30¢ / kWh	<i>Rate are subject to change. Other charges will appear on the bill.</i>

## Tiered Rate & Baseline Allocation Frequently Asked Questions

Will I save on my electric bill with TOU?

---

What is a Heat Pump Water Heater and how can it impact my baseline allocation?

---

Does the Base Services Charge replace the minimum charge? For example, if I have 0 usage, would I get the minimum charge along with the Base Services Charge?

---

Is there an easy way to get information about my tier allocation, pricing, and which tier I'm currently in?

---

What if I don't see my current rate plan listed?

---

What if I enroll on a Time-Of-Use rate plan, and then change my mind and want to switch back?

---



INDEX OF COMMUNITIES

Sheet 1

<u>Community</u>	<u>Baseline Region</u>		<u>Community</u>	<u>Baseline Region</u>	
Acton	14, 16		Bell	8	
Adelanto	14		Bell Canyon	9	
Agoura	6, 9		Bell Gardens	8	
Agoura Hills	6, 9		Bellflower	8	
Agua Dulce	9, 14, 16		Benton	16	
Aguanga	10, 14, 15, 16		Beverly Hills	9	
Alberhill	10		Big Bear Lake	16	
Alhambra	9		Big Creek	16	
Aliso Viejo	6, 8		Big Pine	16	
Alpaugh	13		Bishop	16	
Alta Loma	10,16	(T)	Bloomington	10	
Altadena	9, 16		Blue Jay	16	
Amboy	14, 15		Blythe	14,15	(T)
Anaheim	8		Bodfish	16	
Angelus Oaks	16		Boron	14	
Anza	10,15,16	(T)	Bradbury	9,16	(T)
Apple Valley	14		Brea	8	
Arcadia	9, 16		Bridgeport	16	
Argus	14		Bryn Mawr	10	
Armona	13				(D)
Arrowbear Lake	16		Buena Park	8	
Artesia	8				
Auberry	16		Cabazon	15	
Avalon	6		Cadiz	15	
Azusa	9, 16		Calabasas	6, 9	
			Caliente	13,16	(T)
Baker	14		California City	14	
Bakersfield	13, 16		California Hot Springs	13, 16	
Balboa	6		Calimesa	10	
Balboa Island	6		Camarillo	6, 9	
Baldwin Park	9		Camp Nelson	13, 16	
Banning	10, 15, 16		Canoga Park	9	
Bardsdale	9		Cantil	14	
Barstow	14		Canyon Country	9, 16	
Beaumont	10, 15		Canyon Lake	10	

If there are any discrepancies between information provided within this tariff and the GIS mapping software SCE utilizes to determine Baseline Regions, the GIS information will prevail. (N)

(Continued)

(To be inserted by utility)  
 Advice 4264-E  
 Decision \_\_\_\_\_

Issued By  
Carla Peterman  
 Senior Vice President

(To be inserted by Cal. PUC)  
 Date Submitted Jul 30, 2020  
 Effective Aug 29, 2020  
 Resolution \_\_\_\_\_



INDEX OF COMMUNITIES

Sheet 2

<u>Community</u>	<u>Baseline Region</u>		<u>Community</u>	<u>Baseline Region</u>	
Carpinteria	5,6, 9	(T)	Daggett	14	
Carson	6, 8		Death Valley Junction	15, 16	
Castaic	9, 16		Delano	13	
Cathedral City	15		Desert Center	14, 15	
Cedar Glen	16		Desert Hot Springs	15	
Cedar Pines	16		Diamond Bar	9, 10	
Cerritos	8		Dinkey Creek	16	
Chatsworth	9		Dinuba	13	
Cherry Valley	10,16	(T)	Downey	8, 9	
China Lake	14		Duarte	9, 16	
Chino	10		Ducor	13	
Chino Hills	8, 10				
Cima	14		Eagle Mountain	14,15	(T)
Claremont	9, 10, 16		Earlimart	13	
Colton	10	(C)	Earp	15	
Commerce	8, 9		East Highland	10, 16	
Compton	8		Eastvale	10	
Corcoran	13		Edwards Air Force Base	14	
Cornell	6, 9		El Mirage	14	
Corona	10		El Monte	9	
Corona Del Mar	6		El Segundo	6	
Costa Mesa	6,8		El Toro	8	
Coto De Caza	8		Essex	14, 15	
Covina	9		Etiwanda	10,16	(T)
Cowan Heights	8		Exeter	13	
Crest Park	16				
Crest Peak	16		Fallbrook	10	
Crestline	16		Fallsvale	16	
Crowley Lake	16		Farmersville	13	
City Of Commerce	8, 9		Fawnskin	16	
		(D)	Fenner	14, 15	
Cudahy	8		Fillmore	9, 16	
Culver City	6, 8, 9		Flintridge	9, 16	
Cuyama Valley	5,16	(T)	Fontana	10	
Cypress	8				

(Continued)

(To be inserted by utility)  
 Advice 4264-E  
 Decision \_\_\_\_\_

Issued By  
Carla Peterman  
 Senior Vice President

(To be inserted by Cal. PUC)  
 Date Submitted Jul 30, 2020  
 Effective Aug 29, 2020  
 Resolution \_\_\_\_\_



INDEX OF COMMUNITIES

Sheet 3

<u>Community</u>	<u>Baseline Region</u>		<u>Community</u>	<u>Baseline Region</u>	
			Hesperia	14, 16	
Foothill Ranch	8		Hidden Hills	9	(N)
Forest Falls	16		Highland	10, 16	
Fountain Valley	6, 8		Hinkley	14	
Frazier Park	16		Homeland	10	
Fort Irwin	14		Huntington Beach	6	
Fullerton	8		Huntington Lake	16	
			Huntington Park	8	
Garden Grove	6, 8				
Gardena	6, 8		Idyllwild	16	
Gilman Hot Springs	10, 16		Independence	16	
Glendale	9, 16	(T)	Indian Wells	15	
Glendora	9, 16		Indio	15	(T)
Glennville	13, 16	(T)	Industry	9	
Goleta	5, 6		Inglewood	6, 8	
Gorman	14, 16	(C)	Inyokern	14, 16	
Goshen	13		Irvine	6, 8	
Grand Terrace	10		Irwindale	9	
Green Valley Lake	16		Ivanhoe	13	
Guasti	10				
Guyama	16		Johannesburg	14	
			Johnson Valley	14	
Hacienda Heights	9		Johnsondale	16	
Hanford	13		Joshua Tree	14	
Harbor City	6, 8	(T)	June Lake	16	
Havasu Lake	14, 15		Juniper Hills	14, 16	(T)
Hawaiian Gardens	8		Jurupa Valley	10	
Hawthorne	6, 8				
Helendale	14		Kaweah	13	
Hemet	10, 16		Keeler	16	
Hermosa Beach	6		Keene	16	
			Kelso	14	(C)
			Kernville	16	

(Continued)

(To be inserted by utility)  
 Advice 4264-E  
 Decision \_\_\_\_\_

Issued By  
Carla Peterman  
 Senior Vice President

(To be inserted by Cal. PUC)  
 Date Submitted Jul 30, 2020  
 Effective Aug 29, 2020  
 Resolution \_\_\_\_\_

INDEX OF COMMUNITIES

Sheet 4

<u>Community</u>	<u>Baseline Region</u>		<u>Community</u>	<u>Baseline Region</u>	
La Canada	9, 16		Lompoc	5, 6	(T)
La Crescenta-Montrose	9, 16	(T)	Lone Pine	14, 16	
La Habra	8, 9	(T)	Long Beach	6, 8	
La Habra Heights	8, 9		Los Alamitos	6, 8	
La Mirada	8, 9		Los Angeles	6, 8, 9	
La Palma	8		Lucerne Valley	14	
La Puente	9		Ludlow	14, 15	(T)
La Verne	9, 16		Lynwood	8	
		(D)	Lytle Creek	10, 16	
Laguna Beach	6, 8				
Laguna Hills	6, 8				(D)
Laguna Niguel	6, 8		Malibu	6	
Laguna Woods	6, 8		Mammoth Lakes	16	
Lake Arrowhead	16		Manhattan Beach	6	
Lake Elsinore	10				(D)
Lake Forest	8		Marina Del Rey	6	
Lake Hughes	14, 16		Maywood	8	
Lake Isabella	16		Mc Farland	13	
Lake View Terrace	9, 16				
Lake Sherwood	6, 9	(N)	Menifee	10	
Lakeshore	16		Mentone	10, 16	
Lakeview	10		Midway City	6	
Lakewood	8		Mira Loma	10	
Lancaster	14	(T)	Mission Viejo	6, 8	
Landers	14		Modjeska	8	
Lawndale	6, 8		Mojave	14, 16	
Lebec	13, 16	(T)	Monolith	14, 16	
Lee Vining	16		Monrovia	9, 16	
Lemon Cove	13		Montclair	10	
			Montebello	9	
Lemoore	13		Montecito	6	(N)
Leona Valley	14, 16		Monterey Park	9	
Lindsay	13		Montrose	9, 16	
Little Lake	14, 16		Moorpark	6, 9	
Littlerock	14, 16	(T)	Moreno Valley	10	
Llano	14		Muscoy	10	(N)
Loma Linda	10				
Lomita	6				

(Continued)

(To be inserted by utility)

Advice 4264-E  
Decision \_\_\_\_\_

Issued By

Carla Peterman  
Senior Vice President

(To be inserted by Cal. PUC)

Date Submitted Jul 30, 2020  
Effective Aug 29, 2020  
Resolution \_\_\_\_\_



INDEX OF COMMUNITIES

Sheet 5

<u>Community</u>	<u>Baseline Region</u>	<u>Community</u>	<u>Baseline Region</u>
Morongo Valley	14, 15	Palm Desert	15
Mount Wilson	16	Palm Springs	15
Mountain Center	16	Palmdale	14, 16
Mountain Pass	14	Palo Verde	15
Mount Baldy	16	Palos Verdes Estates	6
Murrieta	10	Palos Verdes Peninsula	6
		Paramount	8
Needles	14, 15	Parker Dam	15
Newberry Springs	14	Pasadena	9, 16
Newbury Park	6, 9	Patton	10, 16 (T)
Newhall	9, 16	Pearblossom	14, 16
Newport Beach	6, 8	Perris	10
Newport Coast	6	Phelan	14, 16
Nipton	14	Pico Rivera	9
Norco	10	Pine Flat	13, 16
North Fork	16	Pinon Hills	14
North Palm Springs	15	Pioneertown	14
North Tustin	8	Piru	9
North Valencia	9	Pixley	13
Norton Air Force Base	10	Placentia	8
Northridge	9	Pond	13
Norwalk	8, 9	Pomona	9, 10
Nuevo	10	Poplar	13
		Port Hueneme	6
Oak Hills	14	Porterville	13
Oak Park	9	Posey	13, 16
Oak View	9		
Ojai	9, 16	Quail Valley	10
Olancha	14, 16 (T)	Quartz Hill	14, 16
Ontario	10		
Onyx	16	Rancho Cucamonga	10, 16
Orange	8	Rancho Dominguez	8
Oro Grande	14		
Oxnard	6		

(Continued)

(To be inserted by utility)  
 Advice 4264-E  
 Decision \_\_\_\_\_

Issued By  
Carla Peterman  
 Senior Vice President

(To be inserted by Cal. PUC)  
 Date Submitted Jul 30, 2020  
 Effective Aug 29, 2020  
 Resolution \_\_\_\_\_



INDEX OF COMMUNITIES

Sheet 6

<u>Community</u>	<u>Baseline Region</u>	<u>Community</u>	<u>Baseline Region</u>
Rancho Mirage	15	Santa Ana	6, 8
Rancho Palos Verdes	6	Santa Barbara	5, 6
Rancho Santa Margarita	8	Santa Clarita	9, 14, 16
Randsburg	14	Santa Fe Springs	8, 9
Red Mountain	14		
Redlands	10	Santa Monica	6 (T)
Redondo Beach	6	Santa Paula	9, 16
Rialto	10	Santa Susana	9
Richgrove	13	Saticoy	6, 9
Ridgecrest	14 (C)	Saugus	9, 16 (C)
Rimforest	16	Seal Beach	6
Ripley	15	Sequoia National Park	16
Riverside	10 (C)	Shaver Lake	16
Robinson Ranch	8	Shoshone	14, 15
Rolling Hills	6	Sierra Madre	9, 16 (T)
Rolling Hills Estates	6	Signal Hill	6, 8
Romoland	10	Silverado	8
Rosamond	14, 16	Simi Valley	9
Rosemead	9	Skyforest	16
Rowland Heights	9	Snow Valley	16
Rubidoux	10	Somis	6, 9
Running Springs	16	South El Monte	9
		South Gate	8
San Bernardino	10, 16	South Laguna	6
San Clemente	6	South Pasadena	9
San Dimas	9	Springville	13, 16
San Fernando	9, 16	Stanton	6, 8
San Gabriel	9	Stevenson Ranch	9
San Jacinto	10	Strathmore	13
San Juan Capistrano	6, 8	Studio City	9
San Marino	9	Sugarloaf	16
San Pedro	6	Summerland	6

(Continued)

(To be inserted by utility)  
 Advice 4264-E  
 Decision \_\_\_\_\_

Issued By  
Carla Peterman  
 Senior Vice President

(To be inserted by Cal. PUC)  
 Date Submitted Jul 30, 2020  
 Effective Aug 29, 2020  
 Resolution \_\_\_\_\_



INDEX OF COMMUNITIES

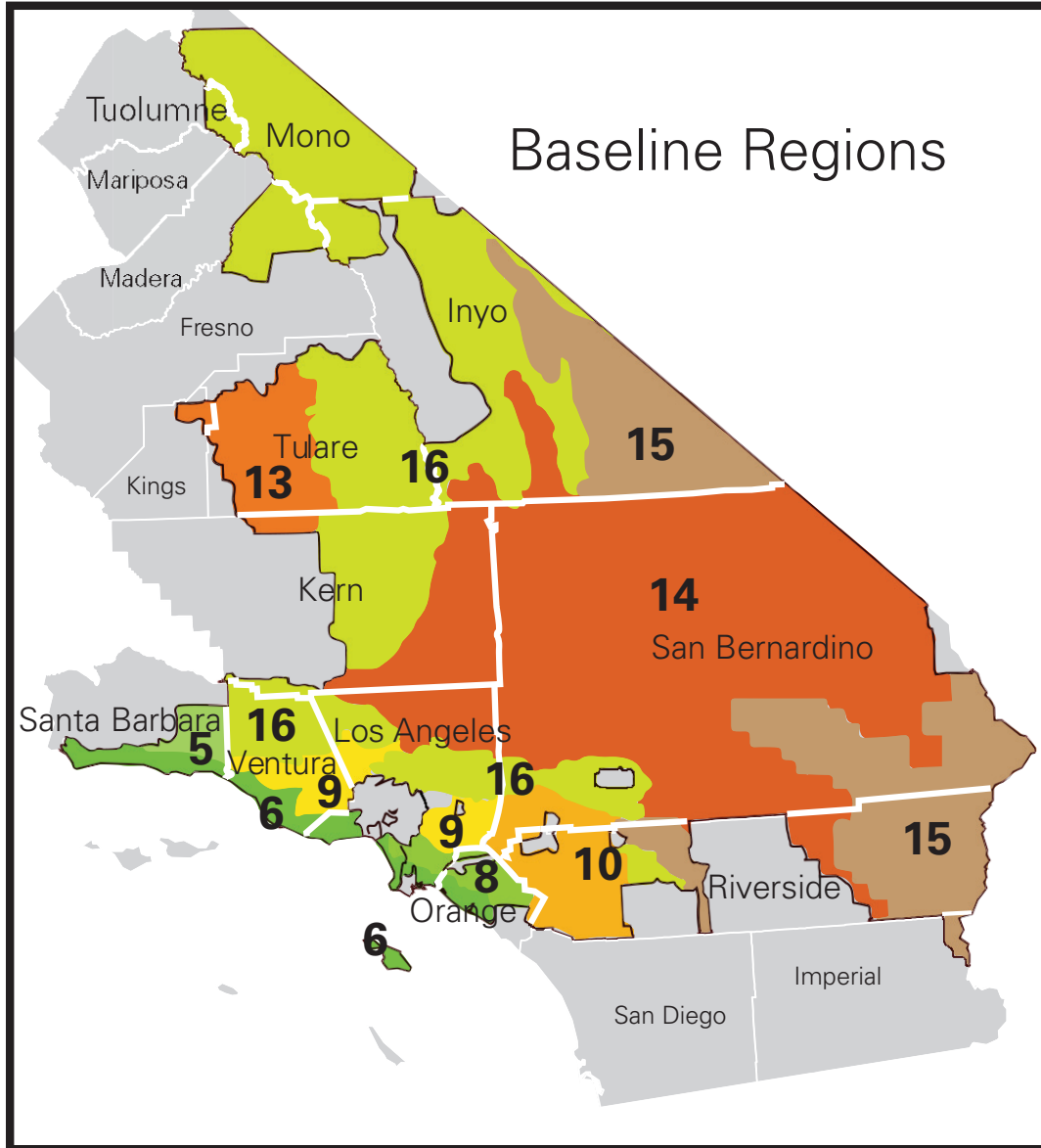
Sheet 7

<u>Community</u>	<u>Baseline Region</u>	<u>Community</u>	<u>Baseline Region</u>
Sun City	10	Villa Park	8
Sunland	9, 16	(D) Visalia	13
Sunset Beach	6	Walnut	9
Surfside	6	Warner Tract	10, 15
Sylmar	9, 16	Waukena	13
Tecopa	14, 15	Weldon	16
Tehachapi	14, 16	West Covina	9
Temecula	10	West Hollywood	9 (C)
Temple City	9	Westend	14
Terra Bella	13	Westlake Village	6,9
Thousand Oaks	6, 9	Westminster	6, 8
Three Rivers	13, 16	White Water	15
Tipton	13	Whittier	8, 9
Topanga	6, 9	Wildomar	10
Torrance	6, 8	Wilmington	6, 8
Trabuco	8	Winchester	10
Trabuco Canyon	8	Wofford Heights	16
Trona	14	Woodlake	13 (T)
Tujunga	9, 16	Woodland Hills	9
Tulare	13	Woodville	13
Tustin	8	Woody	13
Twentynine Palms	14, 15	Wrightwood	14, 16
Twin Peaks	16	Yermo	14
Universal City	9	Yettem	13
Upland	10, 16	Yorba Linda	8
Valencia	9, 16 (C)	Yosemite	16
Valinda	9	Yucaipa	10, 16
Valyermo	14, 16	Yucca Valley	14 (T)
Venice	6		
Ventura	6, 9		
Victorville	14		
Vidal	15		

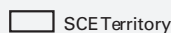
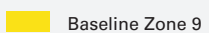
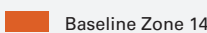

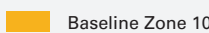
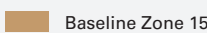
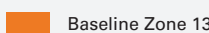
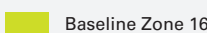
(To be inserted by utility)  
 Advice 4264-E  
 Decision \_\_\_\_\_

Issued By  
Carla Peterman  
 Senior Vice President

(To be inserted by Cal. PUC)  
 Date Submitted Jul 30, 2020  
 Effective Aug 29, 2020  
 Resolution \_\_\_\_\_



### Legend

	Baseline Zone 5		Baseline Zone 9		Baseline Zone 14
	Baseline Zone 6		Baseline Zone 10		Baseline Zone 15
	Baseline Zone 8		Baseline Zone 13		Baseline Zone 16



# Gas

Schedule No. GR  
RESIDENTIAL SERVICE  
 (Includes GR, GR-C and GT-R Rates)

Sheet 1

APPLICABILITY

The GR rate is applicable to natural gas procurement service to individually metered residential customers.

The GR-C, cross-over rate, is a core procurement option for individually metered residential core transportation customers with annual consumption over 50,000 therms, as set forth in Special Condition 10.

The GT-R rate is applicable to Core Aggregation Transportation (CAT) service to individually metered residential customers, as set forth in Special Condition 11.

The California Alternate Rates for Energy (CARE) discount of 20%, reflected as a separate line item on the bill, is applicable to income-qualified households that meet the requirements for the CARE program as set forth in Schedule No. G-CARE.

TERRITORY

Applicable throughout the service territory.

RATES

	<u>GR</u>	<u>GR-C</u>	<u>GT-R</u>
<u>Customer Charge, per meter per day:</u> .....	16.438¢	16.438¢	16.438¢

For "Space Heating Only" customers, a daily Customer Charge applies during the winter period from November 1 through April 30 <sup>1/</sup> :	33.149¢	33.149¢	33.149¢
-----------------------------------------------------------------------------------------------------------------------------------------------	---------	---------	---------

Baseline Rate, per therm (baseline usage defined in Special Conditions 3 and 4):

Procurement Charge: <sup>2/</sup> .....	15.938¢	22.107¢	N/A
Transmission Charge: .....	111.930¢	111.930¢	111.930¢
<u>Total Baseline Charge:</u> .....	127.868¢	134.037¢	111.930¢

Non-Baseline Rate, per therm (usage in excess of baseline usage):

Procurement Charge: <sup>2/</sup> .....	15.938¢	22.107¢	N/A
Transmission Charge: .....	161.301¢	161.301¢	161.301¢
<u>Total Non-Baseline Charge:</u> .....	177.239¢	183.408¢	161.301¢

<sup>1/</sup> For the summer period beginning May 1 through October 31, with some exceptions, usage will be accumulated to at least 20 Ccf (100 cubic feet) before billing, or it will be included with the first bill of the heating season which may cover the entire duration since a last bill was generated for the current calendar year.

(Footnotes continue next page.)III

(Continued)

(TO BE INSERTED BY UTILITY)  
 ADVICE LETTER NO. 6640-G  
 DECISION NO.

ISSUED BY  
**Dan Skopec**  
 Senior Vice President  
 Regulatory Affairs

(TO BE INSERTED BY CAL. PUC)  
 SUBMITTED May 8, 2026  
 EFFECTIVE May 10, 2026  
 RESOLUTION NO. G-3351

Schedule No. GR  
RESIDENTIAL SERVICE  
 (Includes GR, GR-C and GT-R Rates)  
 (Continued)

Sheet 2

RATES (Continued)

Cap-and-Trade Cost Exemption ..... (11.744¢)/therm

R

The Cap-and-Trade Cost Exemption is applicable to customers who are identified by the California Air Resources Board (CARB) as being Covered Entities for their Greenhouse Gas (GHG) emissions as part of the Cap-and-Trade program. A customer who is supplying fuel to a facility on behalf of the owner (e.g., tolling arrangement) of a facility that has been identified by CARB as a Covered Entity, may receive the Cap-and-Trade Cost Exemption if so authorized by the facility owner and agreed to by the Utility. Applicable Cap-and-Trade Cost Exemptions may be provided from the date CARB identifies a customer as being a Covered Entity or provided based upon documentation satisfactory to the Utility for the time period for which the customer was a Covered Entity, whichever is earlier.

Minimum Charge

The Minimum Charge shall be the applicable monthly Customer Charge.

Additional Charges

Rates may be adjusted to reflect any applicable taxes, franchise fees or other fees, regulatory surcharges, and interstate or intrastate pipeline charges that may occur.

SPECIAL CONDITIONS

1. Definitions: The definitions of principal terms used in this schedule are found either herein or in Rule No. 1, Definitions.
2. Number of Therms: The number of therms to be billed shall be determined in accordance with Rule No. 2.

(Footnotes continued from previous page.)

<sup>2/</sup> This charge is applicable to Utility Procurement Customers and includes the G-CPR Procurement Charge as shown in Schedule No. G-CP, which is subject to change monthly, as set forth in Special Condition 7.

(Continued)

(TO BE INSERTED BY UTILITY)  
 ADVICE LETTER NO. 6578-G  
 DECISION NO. D. 24-07-009; D. 25-  
 12-043; D. 23-05-006

ISSUED BY  
**Dan Skopec**  
 Senior Vice President  
 Regulatory Affairs

(TO BE INSERTED BY CAL. PUC)  
 SUBMITTED Dec 29, 2025  
 EFFECTIVE Jan 1, 2026  
 RESOLUTION NO. G-3605

Schedule No. GR  
RESIDENTIAL SERVICE  
 (Includes GR, GR-C and GT-R Rates)  
 (Continued)

SPECIAL CONDITIONS (Continued)

3. Baseline Usage: The following quantities of gas used in individually metered residences not in a Multi-family Accommodation complex are to be billed at the Baseline rates. Usage in excess of applicable baseline allowances will be billed at the Non-Baseline rates.

<u>Per Residence</u>	<u>Daily Therm Allowance for Climate Zones*</u>		
	<u>1</u>	<u>2</u>	<u>3</u>
Summer (May 1-Oct. 31)	0.424	0.424	0.424
Winter On-Peak (Dec., Jan., and Feb.)	1.600	1.867	2.600
Winter Off-Peak (Nov., Mar., and Apr.)	0.874	0.923	1.714

R,R,R  
 D,N  
 N

In Multi-family Accommodation complexes where individual dwelling units receive Individually Metered Service and where other residential services are provided from a separately metered central source, the applicable basic baseline allowance for each such individually metered dwelling unit, subject to verification, will be as follows:

<u>Codes</u>	<u>Per Residence</u>	<u>Daily Therm Allowance for Climate Zones*</u>			
		<u>1</u>	<u>2</u>	<u>3</u>	
1	Space heating only				
	Summer	0.000	0.000	0.000	
	Winter On-Peak	1.176	1.443	2.176	
	Winter Off-Peak	0.450	0.499	1.290	
2	Water heating and cooking	0.424	0.424	0.424	
	3	Cooking, water heating and space heating			
		Summer	0.424	0.424	0.424
Winter On-Peak		1.600	1.867	2.600	
	Winter Off-Peak	0.874	0.923	1.714	
4	Cooking and space heating				
	Summer	0.080	0.080	0.080	
	Winter On-Peak	1.256	1.523	2.256	
	Winter Off-Peak	0.530	0.579	1.370	
5	Cooking only	0.080	0.080	0.080	
6	Water heating only	0.344	0.344	0.344	
7	Water heating and space heating				
	Summer	0.344	0.344	0.344	
	Winter On-Peak	1.520	1.787	2.520	
	Winter Off-Peak	0.794	0.843	1.634	

D,N  
 N  
 R,R,R  
 R,R,R  
 D,N  
 N  
 R,R,R  
 R,R,R  
 R,R,R  
 D,N  
 N

\* Climate Zones are described in the Preliminary Statement.

(Continued)

(TO BE INSERTED BY UTILITY)  
 ADVICE LETTER NO. 5778  
 DECISION NO. 20-02-045

ISSUED BY  
**Dan Skopec**  
 Vice President  
 Regulatory Affairs

(TO BE INSERTED BY CAL. PUC)  
 SUBMITTED Mar 15, 2021  
 EFFECTIVE May 1, 2021  
 RESOLUTION NO. \_\_\_\_\_

Schedule No. GR  
RESIDENTIAL SERVICE  
(Includes GR, GR-C and GT-R Rates)  
(Continued)

Sheet 4

SPECIAL CONDITIONS (Continued)

4. Medical Baseline Usage: Upon completion of an application and verification by a state-licensed physician, nurse practitioner, physician's assistant, or osteopath (Form No. 4859-E), an additional baseline allowance of 0.822 therms per day will be provided for paraplegic, quadriplegic, or hemiplegic persons, those afflicted with multiple sclerosis or scleroderma, or persons being treated for a life-threatening illness or who have a compromised immune system.

Where it is established that the energy required for a Life-Support Device, as defined in Rule No. 1, exceeds 0.822 therms per day, an additional uniform daily Baseline allowance will be provided. The amount of the additional allowance will be determined by the Utility from load and operating time data of the Life-Support Device.

5. Space Heating Only: Applies to customers who are using gas primarily for space heating, as determined by survey or under the presumption that customers who use less than 11 Ccf per month during each of the regular billing periods ending in August and September qualify for Heat Only billing.
6. Interruption of Service: Service under this schedule is subject to interruption in whole or in part without notice in case of actual or anticipated shortage of natural gas resulting from an insufficient supply, inadequate transmission or delivery capacity or facilities or storage requirements. The Utility will not be liable for damages occasioned by interruption of service supplied under this schedule. Such interruption of service shall be made in accordance with Rule No. 23.
7. Rate Changes: The Utility will file core procurement rate changes on the last business day of each month to become effective on the first calendar day of the following month, except the Cross-Over Rate (GR-C), which will be filed on or before the 9<sup>th</sup> calendar day of each month to be effective on the 10<sup>th</sup> calendar day of each month.
8. Utility Service Agreement: As a condition precedent to receiving Core Aggregation Transportation service under this schedule, the customer's ESP must submit a Direct Access Service Request (DASR).
9. Term of Service: The minimum term of service for customers receiving service under the GR rate is one month, except for Core Aggregation Transportation customers. Core Aggregation customers have a minimum term of one year. Upon expiration of their one-year term, the customers shall be on a month-to-month term thereafter. For customers served under the GR-C rate, see Special Condition 10.

(Continued)

(TO BE INSERTED BY UTILITY)  
ADVICE LETTER NO. 5576-A  
DECISION NO. 02-04-026

ISSUED BY  
**Dan Skopec**  
Vice President  
Regulatory Affairs

(TO BE INSERTED BY CAL. PUC)  
SUBMITTED Jan 31, 2020  
EFFECTIVE Feb 27, 2020  
RESOLUTION NO. \_\_\_\_\_

Schedule No. GR  
RESIDENTIAL SERVICE  
(Includes GR, GR-C and GT-R Rates)  
(Continued)

Sheet 5

SPECIAL CONDITIONS (Continued)

10. Procurement Option for Core Aggregation Transportation Customers: Residential core aggregation transportation customers receiving service through an ESP under the GT-R rate with consumption over 50,000 therms in the last 12 months and who transferred from procuring their gas commodity from an ESP to Utility Procurement Service shall be subject to the terms and conditions applicable to the Cross-Over Rate, as defined in Schedule No. G-CP.
11. Transportation-Only Service Option: The GT-R rate is available to core customers with a minimum usage of 250,000 therms annually, either through an individual meter or from a group of end-use meters, where each end-use meter is classified as core usage and located within the Utility's service territory. Core customers who do not meet the above minimum may opt to aggregate their loads with other core customers and receive core aggregation service as set forth in Rule No. 32. Customers electing this service option must make arrangements for the purchase and delivery of gas supplies to the SoCalGas system to be transported by the Utility.
12. Gas Transportation Rules: Transportation service under this schedule is subject to the terms and conditions established in Rule No. 30, Transportation of Customer-Owned Gas, and Rule No. 32, Core Aggregation Transportation.
13. Gas Imbalance Service: Transportation Imbalance Service shall be provided to the customer's ESP under Schedule No. G-IMB.
14. Customer Responsible for Billing under Core Aggregation Transportation: The customer is ultimately responsible for the payment of billing charges assessed to the customer's aggregator for services rendered under this schedule. See Rule No. 32 for further details.
15. Approval Required for NGV Refueling: Due to California Air Resources Board (CARB) fuel specification regulations, the Utility may not be able to provide natural gas for motor vehicle refueling in some areas of its service territory. Therefore customers intending to provide or use natural gas as a motor vehicle fuel must inform and obtain written approval from the Utility prior to such provision or use. The Utility will determine which areas of its service territory can satisfy CARB fuel regulations for the provision of NGV service and whether the Utility can provide natural gas for this purpose.

(TO BE INSERTED BY UTILITY)

ADVICE LETTER NO. 5377  
DECISION NO. 15-10-032

5C6

ISSUED BY

**Dan Skopec**  
Vice President  
Regulatory Affairs

(TO BE INSERTED BY CAL. PUC)

SUBMITTED Oct 31, 2018  
EFFECTIVE Nov 30, 2018

RESOLUTION NO. \_\_\_\_\_

Home (<https://www.lbutilities.org/Home>) / Customer Service (<https://www.lbutilities.org/customer-service>) / Understanding Your Bill (<https://www.lbutilities.org/customer-service/Understanding-Your-Bill-Landing>) / Rates & Fees (<https://www.lbutilities.org/customer-service/Understanding-Your-Bill-Landing/rates-fees>) / Natural Gas Rates

## Natural Gas Rates

Our rates for gas services are comparable with Southern California Gas (SoCal Gas). As the customers of Long Beach are also the owners of our gas utility, our revenues provide not only our gas services and maintenance of our pipeline system but also are used to help pay for vital community services such as police, fire, parks, and library services. Your gas utility rates include both the cost to deliver service to your home or business and the cost of the natural gas commodity charged by our suppliers. Similar to other energy prices, the commodity cost of natural gas can increase and decrease according to gas market pricing. Long Beach Utilities does not produce natural gas; we buy natural gas on the open competitive market. We will continue to purchase natural gas at the most competitive price. However, as a direct result of these price fluctuations, your gas bill may be higher compared to last year's bill.



### Monthly Cost Of Gas: Commodity Charge Per Month

Long Beach Utilities' cost of gas is calculated using two pricing portfolios:

- Core customers
- Non-Core customers

These two portfolios may be comprised of any one or combination of three increments of supply as follows:

- Interstate supplies delivered into the Southern California Gas Company's intrastate pipeline system,
- Gas storage withdrawals, and
- Any local gas delivered directly to Long Beach Utilities' pipeline system.

For more detailed information on how the commodity charge is calculated, refer to the specific rate schedules that are listed below. **The Core Commodity Charge** applies to those customers billed under Rate Schedule 1, 2, 3 and/or 5. **The Non-Core Commodity Charge** applies to those customers billed under Rate Schedule 4 and/or 7.

The monthly Commodity Charges for each of the previous 15 months are as follows:

## Gas Rate Schedules

### Current Rates Effective April 1, 2026

Natural gas utilities operating in California must comply with Assembly Bill 32 (AB 32), California's Cap and Trade Program. A rate of \$0.13 per therm of natural gas will be assessed to customers' gas bills, with all proceeds used to fund programs that reduce greenhouse gas emissions at the State and local levels.

Schedule 1:	<a href="#"><u>Residential</u></a> <small>(PDF, 159KB)</small> ( <a href="https://files/sharedassets/utilities/v/1/customer-service/documents/2026-04-01-schedule-1.pdf">/files/sharedassets/utilities/v/1/customer-service/documents/2026-04-01-schedule-1.pdf</a> )
Schedule 2:	<a href="#"><u>Small Commercial &amp; Industrial</u></a> <small>(PDF, 151KB)</small> ( <a href="https://files/sharedassets/utilities/v/1/customer-service/documents/2026-04-01-schedule-2.pdf">/files/sharedassets/utilities/v/1/customer-service/documents/2026-04-01-schedule-2.pdf</a> )

Schedule 3:	<u>Commercial &amp; Industrial</u> <sup>(PDF, 151KB)</sup> <a href="/files/sharedassets/utilities/v/1/customer-service/documents/2026-04-01-schedule-3.pdf"> (/files/sharedassets/utilities/v/1/customer-service/documents/2026-04-01-schedule-3.pdf)</a>
Schedule 4:	<u>Large Commercial &amp; Industrial</u> <sup>(PDF, 153KB)</sup> <a href="/files/sharedassets/utilities/v/1/customer-service/documents/2026-04-01-schedule-4.pdf"> (/files/sharedassets/utilities/v/1/customer-service/documents/2026-04-01-schedule-4.pdf)</a>
Schedule 5:	<u>Compressed Natural Gas</u> <sup>(PDF, 170KB)</sup> <a href="/files/sharedassets/utilities/v/1/customer-service/documents/2026-04-01-schedule-5.pdf"> (/files/sharedassets/utilities/v/1/customer-service/documents/2026-04-01-schedule-5.pdf)</a>
Schedule 6:	Utility Electric Generation (no longer in effect)
Schedule 7:	<u>Electric Generation</u> <sup>(PDF, 171KB)</sup> <a href="/files/sharedassets/utilities/v/1/customer-service/documents/2026-04-01-schedule-7.pdf"> (/files/sharedassets/utilities/v/1/customer-service/documents/2026-04-01-schedule-7.pdf)</a>
Schedule 8:	Enhanced Oil Recovery (no longer in effect)
Schedule 9:	<u>Transportation or Exchange of Natural Gas</u> <sup>(PDF, 169KB)</sup> <a href="/files/sharedassets/utilities/v/1/customer-service/documents/2026-04-01-schedule-9.pdf"> (/files/sharedassets/utilities/v/1/customer-service/documents/2026-04-01-schedule-9.pdf)</a>
Schedule 10:	Air Conditioning Service (no longer in effect)

For more information regarding Natural Gas please visit [Long Beach Monthly Cost of Gas \(https://longbeach.gov/energyresources/information/cost-of-gas/\)](https://longbeach.gov/energyresources/information/cost-of-gas/).

## Core Commodity Charge (Per Therm)

May 2026	\$0.2567
April 2026	\$0.2580
March 2026	\$0.6571
February 2026	\$0.6680
January 2026	\$0.8324
December 2025	\$0.6827
November 2025	\$0.6712
October 2025	\$0.3809
September 2025	\$0.4114
August 2025	\$0.4486
July 2025	\$0.4749
June 2025	\$0.4051
May 2025	\$0.1461
April 2025	\$0.3272
March 2025	\$0.5366
February 2025	\$0.6678

## Non-Core Commodity Charge (Per Therm)

May 2026	\$0.2573
----------	----------

April 2026	\$0.2589
March 2026	\$0.6597
February 2026	\$0.6680
January 2026	\$0.8427
December 2025	\$0.6936
November 2025	\$0.6712
October 2025	\$0.3809
September 2025	\$0.4379
August 2025	\$0.4525
July 2025	\$0.4749
June 2025	\$0.4207
May 2025	\$0.1461
April 2025	\$0.3272
March 2025	\$0.5368
February 2025	\$0.6834

## BTU Factor

Long Beach Utilities measures our customers' gas consumption in CCF's (hundred cubic feet) and bills in therms, according to the rates set forth in Long Beach Utilities' Gas Rate Schedule. The CCF's measured are converted to therms by using the BTU (British thermal unit) factor for each billing month. BTU factors for the previous 15-month period are listed below:

May 2026	1.015
----------	-------

April 2026	1.018
March 2026	1.021
February 2026	1.019
January 2026	1.025
December 2025	1.027
November 2025	1.030
October 2025	1.035
September 2025	1.027
August 2025	1.027
July 2025	1.023
June 2025	1.018
May 2025	1.028
April 2025	1.029
March 2025	1.032
February 2025	1.029

**SCHEDULE 1**

---

**RESIDENTIAL**

Applicable to residential service of natural gas for cooking, water heating, space heating and other residential uses, as set forth in Section 15.36.020 of the Municipal Code.

**RATES:**

**Residential**

- **Daily Service Charge per Meter** **\$0.1644**
  
- **Tier I Rate (per therm)** **\$0.9684**  
Applicable to all usage at or below daily baseline therm allowances under Special Condition (1)
  
- **Tier II Rate (per therm)** **\$1.5179**  
Applicable to all usage above daily baseline therm allowances under Special Condition (1)
  
- **Cost of Gas (per therm)** Core Commodity Charge  
Applicable to all usage

**USE PRIORITY:**

Service under this schedule shall be limited to residential customers who have priority in the use of gas over customers served under any of the other rate schedules at times when there is insufficient gas to supply the demands of all customers.

**SPECIAL CONDITIONS:**

- (1) Applicable only to specific volumes of residential cooking, water heating, space heating and other residential uses. Based on the end use for (A) single-family and individually metered dwelling units and (B) master metered multi-family dwelling units, a Daily Baseline Therm Allowance (Baseline Allowance), will be applied. Usage falling at or below the Baseline Allowance will be charged at the Tier I Rate. Usage in excess of the Baseline Allowance will be billed at the Tier II Rate.

Billing Codes	End Use for Residence	Daily Baseline Therm Allowance	
		(A) Single Family and Individually-Metered Dwelling Units (Per Unit)	(B) Master-Metered Multi-Family Dwelling Units (Per Unit)
1	Space Heating Only <ul style="list-style-type: none"> <li>· Summer (5/1 through 10/31)</li> <li>· Winter ((11/1 through 4/30)</li> </ul>	0.473 1.691	0.000 1.210
2	Cooking & Water Heating <ul style="list-style-type: none"> <li>· Summer (5/1 through 10/31)</li> <li>· Winter On-Peak ((11/1 through 4/30)</li> </ul>	0.473 1.691	0.477 0.477
3	Basic Plus Space Heating <ul style="list-style-type: none"> <li>· Summer (5/1 through 10/31)</li> <li>· Winter (11/1 through 4/30)</li> </ul>	0.473 1.691	0.477 1.687
4	Cooking & Space Heating <ul style="list-style-type: none"> <li>· Summer (5/1 through 10/31)</li> <li>· Winter (11/1 through 4/30)</li> </ul>	0.473 1.691	0.089 1.299
5	Cooking Only <ul style="list-style-type: none"> <li>· Summer (5/1 through 10/31)</li> <li>· Winter (11/1 through 4/30)</li> </ul>	0.473 1.691	0.089 0.089
6	Water Heating <ul style="list-style-type: none"> <li>· Summer (5/1 through 10/31)</li> <li>· Winter (11/1 through 4/30)</li> </ul>	0.473 1.691	0.388 0.388
7	Water & Space Heating <ul style="list-style-type: none"> <li>· Summer (5/1 through 10/31)</li> <li>· Winter (11/1 through 4/30)</li> </ul>	0.473 1.691	0.388 1.598
8	Medical Condition per Exhibit "A" <ul style="list-style-type: none"> <li>· Summer (5/1 through 10/31)</li> <li>· Winter (11/1 through 4/30)</li> </ul>	1.295 2.513	N/A N/A
9	Non-Essential Uses	0.000	0.000

Monthly allowance is expressed in therms as determined by the system average one therm equals 100,000 Btu.

- (2) Residential customers using gas for non-essential uses only, will pay the Tier II Rate for all usage. These non-essential uses include, but are not limited to decorative fireplaces, gas lamps and clothes dryers.
- (3) Long Beach Utilities' (LBU) cost of gas is defined as an amount equal to LBU's weighted average cost per therm of gas supply purchased, necessary to meet the forecasted Core and Non-Core demand for the month. In addition, the cost of gas shall include the cost to administer the transportation, purchasing, remarketing, balancing, etc., of LBU's natural gas requirements, as well as the cost for any financial transactions implemented to reduce market exposure for the cost of gas. The gas purchased will be comprised of any one or combination of three increments of supply as follows:
  - (a) Interstate supplies delivered into the Southern California Gas Company (SoCalGas) intrastate pipeline system without consideration of SoCalGas (or any other intrastate pipeline company providing similar services) pipeline transportation and other system costs associated with intrastate delivery to the City of Long Beach (City);
  - (b) Gas storage withdrawals; and
  - (c) Any local gas delivered directly into LBU's pipeline system.
- (4) The Core Commodity Charge under this Schedule will be determined on a monthly basis and shall be equal to LBU's projected cost of gas. There will be no markup to the customer above LBU's actual cost of gas as determined by actual expenditures, but not including any discounts or rebates.
- (5) The cost of all gas purchased by LBU shall be assigned to either the Core or Non-Core Commodity Charge, according to the price of each increment. The Core demand (Rate Schedules 1, 2, 3, and 5) shall be met with sufficient volumes of the lowest cost increment(s) of gas.
- (6) The monthly Commodity Charge will be made available to customers by calling LBU at (562) 570-2066 and will also be posted on the City's internet website. The actual cost of gas charged to the customer may differ from the posted rate as the customer's billing period may overlap over more than one month and therefore the billed commodity charge will reflect the weighted average commodity charge based on the number of days in each month under the customer's billing cycle.
- (7) The Commodity Charge shall be subject to adjustment as the result of tariff, pricing changes, or regulatory action that may be imposed by governmental entities having jurisdiction therein.
- (8) These rates do not apply to services provided by SoCalGas operating under franchise with the City.



# Water

Schedule SJ-1

SAN JOSE HILLS SERVICE AREA  
RESIDENTIAL METERED SERVICE

APPLICABILITY

Applicable to all residential metered water service.

TERRITORY

Portions of Covina, West Covina, Walnut, La Puente, Glendora, Hacienda Heights and adjacent unincorporated areas in Los Angeles County.

RATES

Quantity Rates, for all water, per 100 cu. ft.:

Tariff Area No. 1	Block 1 .....	\$ 4.391	(I)
	Block 2 .....	4.928	
<b>Tariff Area No. 2</b>	<b>Block 1 .....</b>	<b>\$ 4.569</b>	<b> </b>
	<b>Block 2 .....</b>	<b>5.037</b>	<b> </b>
Tariff Area No. 3	Block 1 .....	\$ 4.765	
	Block 2 .....	5.446	(I)

	<u>Service Charge</u> <u>Per Meter</u> <u>Per Month</u>	<u>Block 1 Usage</u> <u>Up To (per 100 cu.ft.)</u> <u>Per Month</u>	
For 5/8 x 3/4-inch meter .....	\$ 16.55	20	(R)
For <b>3/4-inch meter</b> .....	<b>24.83</b>	20	
For 1-inch meter .....	41.38	28	
For <b>1-1/2-inch meter</b> .....	<b>82.76</b>	70	
For 2-inch meter .....	132.42	233	
For 3-inch meter .....	248.29	321	(R)

The Service Charge is a readiness-to-serve charge which is applicable to all residential metered service and to which is added the charge computed at the Quantity Rates.

(Continued)

(To be inserted by utility)

**Issued by**

(To be inserted by Cal. P.U.C.)

Advise Letter No. 406-W-A

Craig D. Gott  
Name

Date Filed 08/14/2025

Decision No. 25-07-012

President  
Title

Effective 09/26/2025

Resolution No. \_\_\_\_\_

<p>Schedule SJ-1          (Continued)  <u>SAN JOSE HILLS SERVICE AREA</u>  <u>RESIDENTIAL METERED SERVICE</u></p>	
<p><u>SPECIAL CONDITIONS</u></p>	
<p>1. The boundaries of the Tariff Areas in which the above rates apply are delineated on the Service Area Map for the San Jose Hills Service Area as filed in these tariff schedules.</p> <p>2. All bills are subject to the reimbursement fee set forth on Schedule No. UF.</p> <p>3. A surcharge of \$0.090 per 100 cubic feet is to be applied to the monthly bills of all metered customers, excluding those customers receiving a Customer Assistance Program (CAP) credit, in order to support the CAP, commencing on September 2, 2025, the effective date of Advice Letter 406-W-A.</p> <p>4. <u>Customer Assistance Program (CAP) Memorandum Account</u></p> <p style="padding-left: 20px;">a. The Company shall maintain a Customer Assistance Program (CAP) Memorandum Account to record the differences between CAP discounts, program costs, and the revenues generated by the CAP surcharge.</p> <p style="padding-left: 20px;">b. The Company will record the CAP discounts (credits) for service as provided under Schedule No. CAP -1.</p> <p style="padding-left: 20px;">c. The Company will record the CAP surcharge for service as provided under Special Conditions in Schedule SJ-1.</p> <p style="padding-left: 20px;">d. The Company will record the incremental costs for the CAP administration, which have not been reflected in authorized rates.</p> <p style="padding-left: 20px;">e. The Company shall maintain the CAP memorandum account by making entries at the end of each month as follows:</p> <p style="padding-left: 40px;">i. A debit entry shall be made to the CAP memorandum account at the end of each month to record the CAP discounts and program costs.</p> <p style="padding-left: 40px;">ii. A credit entry shall be made to the CAP memorandum account at the end of each month to record the revenues from the CAP surcharges.</p> <p style="padding-left: 40px;">iii. Interest shall accrue to the CAP memorandum account on a monthly basis by applying a rate equal to one-twelfth of the 3-month Commercial Paper Rate, as reported in the Federal Reserve Statistical Release, to the average of the beginning-of month and the end-of-month balances.</p> <p>The CAP Memorandum Account shall go into effect on the effective date of Advice Letter 254-W.</p> <p>5. A surcredit of \$0.006 per 100 cubic feet of water used is to be applied to the monthly bills of all metered customers, excluding those customers receiving a Low Income Ratepayer Assistance (LIRA) credit, commencing on the effective date of Advice Letter 359-W, for approximately 12 months period.</p>	<p>(I) (T) (T) (T)       (T) (T) (T)     (T)     (T) (T)</p>
<p>(Continued)</p>	

Schedule SJ-1  
(Continued)

SAN JOSE HILLS SERVICE AREA  
RESIDENTIAL METERED SERVICE

SPECIAL CONDITIONS

- 6. As authorized by the California Public Utilities Commission (C.P.U.C.), pursuant to D.19-05-029, all non Low Income Ratepayer Assistance (LIRA) bills are subject to a surcharge of \$0.025 per 100 cubic feet, for a 12-month period, beginning with the effective date of Advice Letter 335-W. This surcharge will recover the under-collected balance in the LIRA Program as of September 30, 2016.
- 7. As authorized by the California Public Utilities Commission (C.P.U.C.) pursuant to D.19-05-029, all bills are subject to a surcredit of \$0.080 per 100 cubic feet for a 12-month period, beginning with the effective date of Advice Letter 335-W. This surcredit will refund the overcollected balance in the Water Revenue Adjustment Mechanism (WRAM) Balancing Account.
- 8. As authorized by the California Public Utilities Commission (C.P.U.C.), all bills are subject to surcharge of \$0.204 per 100 cubic feet. This surcharge will amortize the shortfall in revenue between the interim rates implemented on January 1, 2018 and pursuant to Decision 19-05-029 the rates approved in Advice Letter 335-W which became effective on July 6, 2019. This surcharge shall commence on August 7, 2019 and remain in effect for an estimated 24-month period or until the shortfall in revenue is fully amortized.
- 9. As authorized by the California Public Utilities Commission (C.P.U.C.) pursuant to D.21-10-024, all bills are subject to a one-time surcharge of \$0.12 per 100 cubic feet of water used, beginning with the effective date of Advice Letter 359-W. This surcharge will amortize the under-collection balance in various Memorandum and Balancing Accounts. (D)  
(T)
- 10. As authorized by the California Public Utilities Commission (C.P.U.C.), all bills are subject to surcharge of \$0.031 per 100 cubic feet of water consumed. This surcharge will amortize the under-collection balance in the Allocated Parent Company IT Rate Base Memorandum Account related to the 2019 and 2020 Information Technology capital expenditures. The surcharge will commence on the effective date of Advice Letter 365-W, and will remain in effect for an estimated 19-month period or until the under-collection balance is fully amortized. (N)  
|  
|  
|  
|  
|  
(N)

(Continued)

(To be inserted by utility)

**Issued by**

(To be inserted by Cal. P.U.C.)

Advise Letter No. 365-W

Craig D. Gott  
Name

Date Filed 03/31/2022

Decision No. D.21-10-024

President  
Title

Effective 06/01/2022

Resolution No. \_\_\_\_\_

Schedule SJ-1  
 (Continued)

SAN JOSE HILLS SERVICE AREA  
RESIDENTIAL METERED SERVICE

SPECIAL CONDITIONS

11. As authorized by the California Public Utilities Commission (C.P.U.C.), all bills are subject to a one-time surcredit beginning on the effective date of Advice Letter 356-W. This surcredit will refund the 2020 balance in the Tax Cuts and Job Act Memorandum Account.

The table below shows the surcredit amount based on meter size:

Meter Size	One-Time Surcredit
5/8"x 3/4"	\$1.92
3/4"	\$2.88
1"	\$4.80
1-1/2"	\$9.60
2"	\$15.36
3"	\$28.80

12. As authorized by the California Public Utilities Commission (C.P.U.C.), all bills are subject to surcharge of \$0.226 per 100 cubic feet of water consumption. This surcharge will amortize the shortfall in revenue between the interim rates implemented on January 1, 2021 and the 2021 rates approved in Decision 21-10-024. This surcharge shall commence on the effective date of Advice Letter 362-W, and remain in effect for an estimated 24-month period or until the shortfall in revenue is fully amortized.

13. As authorized by the California Public Utilities Commission (C.P.U.C.), all bills are subject to a one-time surcharge of \$0.036 per 100 cubic feet of water consumption. This surcharge will recover the under-collection balance in the Low Income Rate Assistance (LIRA) Program, the difference between the interim rate implemented on January 1, 2021 and the 2021 rate approved in Decision 21-10-024. This surcharge shall commence on the effective date of Advice Letter 362-W.

14. As authorized by the California Public Utilities Commission (C.P.U.C.), all bills are subject to surcharge of \$0.279 per 100 cubic feet of water consumption. This surcharge will amortize the under-collection balance in pumped water, purchased water and purchased power reserve accounts. This surcharge shall commence on the effective date of Advice Letter 418-W, and remain in effect for an estimated 12-month period or until the under-collection in the balancing account has been fully amortized.

(D)  
 (N)  
 |  
 |  
 |  
 |  
 |  
 (N)

15. As authorized by the California Public Utilities Commission (C.P.U.C.), all bills are subject to surcharge of \$0.257 per 100 cubic feet of water consumption. This surcharge will amortize the under-collection balance in pump tax, purchased water and purchased power reserve account. This surcharge shall commence on the effective date of Advice Letter 414-W, and remain in effect for an estimated 24-month period or until the under-collection in the balancing account has been fully amortized.

(To be inserted by utility)

**Issued by**

(To be inserted by Cal. P.U.C.)

Advise Letter No. 418-W

Craig D. Gott

Date Filed 11/25/2025

Name

Decision No. \_\_\_\_\_

President

Effective 01/01/2026

Title

Resolution No. \_\_\_\_\_

Schedule SJ-1  
(Continued)

SAN JOSE HILLS SERVICE AREA  
RESIDENTIAL METERED SERVICE

SPECIAL CONDITIONS

16. As authorized by the California Public Utilities Commission (C.P.U.C.) pursuant to D.24-12-030 all bills are subject to a one-time surcredit of \$0.13 per 100 cubic feet of water used, beginning with the effective date of Advice Letter 406-W. This surcredit will amortize the over-collection balance in various Memorandum and Balancing Accounts.
17. As authorized by the California Public Utilities Commission (C.P.U.C.), all bills are subject to surcharge of \$0.230 per 100 cubic feet. This surcharge will amortize the shortfall in revenue between the interim rates implemented on January 1, 2024 and pursuant to Decision 24-12-030 the rates approved in Advice Letter 406-W which became effective on March 1, 2025. This surcharge shall commence on the effective date of Advice Letter 407-W, and remain in effect for an estimated 22-month period or until the shortfall in revenue is fully amortized.
18. As authorized by the California Public Utilities Commission (C.P.U.C.), all non Customer Assistance Program (CAP) bills are subject to a surcharge of \$0.037 per 100 cubic feet of water consumption. This surcharge will recover the under-collection balance in the CAP, the difference between the interim rate implemented on January 1, 2024 and pursuant to Decision 24-12-030 the rates approved in Advice Letter 406-W which became effective on March 1, 2025. This surcharge shall commence on the effective date of Advice Letter 407-W, and remain in effect for an estimated 12-month period or until the shortfall in CAP is fully amortized.
19. As authorized by the California Public Utilities Commission (C.P.U.C.) pursuant to D.24-12-030, all bills are subject to a one-time surcharge of \$0.074 per 100 cubic feet of water consumed. This surcharge will amortize the under-collection balance in the Catastrophic Event Memorandum Account (CEMA) related to COVID-19. The surcharge shall commence on the effective date of Advice Letter 408-W.
20. As authorized by the California Public Utilities Commission (C.P.U.C.) pursuant to D.24-12-030, all bills are subject to one-time surcharge of \$0.135 per 100 cubic feet of water used is to be applied to the monthly bills of all metered customers, excluding those customers receiving a Customer Assistance Program (CAP) credit, commencing on the effective date of Advice Letter 409-W. (N)  
|  
|  
|  
(N)

(To be inserted by utility)

**Issued by**

(To be inserted by Cal. P.U.C.)

Advise Letter No. 409-W Craig D. Gott Date Filed 01/29/2025  
Name  
Decision No. 24-12-030 President Effective 03/01/2025  
Title  
Resolution No. \_\_\_\_\_

Schedule WLM-1  
WHITTIER/LA MIRADA SERVICE AREA  
RESIDENTIAL METERED SERVICE

APPLICABILITY

Applicable to all residential metered water service.

TERRITORY

Portions of Whittier, La Mirada, Buena Park, La Habra, portions of Compton and Willowbrook, an unincorporated area of Los Angeles County, and other adjacent unincorporated areas of Los Angeles County and Orange County.

RATES

Quantity Rates, for all water, per 100 cu. ft.:

Tariff Area No. 1	Block 1 .....	\$ 3.864	(I)
	Block 2 .....	4.361	
Tariff Area No. 2	Block 1 .....	\$ 4.106	
	Block 2 .....	4.527	
Tariff Area No. 3	Block 1 .....	\$ 4.438	
	Block 2 .....	4.815	(I)

	<u>Service Charge</u> <u>Per Meter</u> <u>Per Month</u>	<u>Block 1 Usage</u> <u>Up To (per 100 cu.ft.)</u> <u>Per Month</u>	
For 5/8 x 3/4-inch meter .....	\$ 16.55	20	(R)
For 3/4-inch meter .....	24.83	20	
For 1-inch meter .....	41.38	28	
For 1-1/2-inch meter .....	82.76	70	
For 2-inch meter .....	132.42	233	
For 3-inch meter .....	248.29	321	(R)

The Service Charge is a readiness-to-serve charge which is applicable to all residential metered service and to which is added the charge computed at the Quantity Rates.

(Continued)

*(To be inserted by utility)*

**Issued by**

*(To be inserted by Cal. P.U.C.)*

Advise Letter No. <u>406-W-A</u>	Name <u>Craig D. Gott</u>	Date Filed <u>08/14/2025</u>
Decision No. <u>25-07-012</u>	Title <u>President</u>	Effective <u>09/26/2025</u>
		Resolution No. _____

Schedule WLM-1  
 (Continued)

WHITTIER/LA MIRADA SERVICE AREA  
RESIDENTIAL METERED SERVICE

SPECIAL CONDITIONS

1. The boundaries of the Tariff Areas in which the above rates apply are delineated on the Service Area Map for the Whittier/La Mirada District as filed in these tariff schedules.
2. All bills are subject to the reimbursement fee set forth on Schedule No. UF.
3. A surcharge of \$0.090 per 100 cubic feet is to be applied to the monthly bills of all metered customers, excluding those customers receiving a Customer Assistance Program (CAP) credit, in order to support the CAP, commencing on September 2, 2025, the effective date of Advice Letter 406-W-A. (I)  
(T)  
(T)
4. Customer Assistance Program (CAP) Memorandum Account (T)
  - a. The Company shall maintain a Customer Assistance Program (CAP) Memorandum Account to record the differences between CAP discounts, program costs, and the revenues generated by the CAP surcharge. |
  - b. The Company will record the CAP discounts (credits) for service as provided under Schedule No. CAP -1. |
  - c. The Company will record the CAP surcharge for service as provided under Special Conditions in Schedule WLM-1. (T)
  - d. The Company will record the incremental costs for the CAP administration, which have not been reflected in authorized rates. (T)
  - e. The Company shall maintain the CAP memorandum account by making entries at the end of each month as follows: (T)
    - i. A debit entry shall be made to the CAP memorandum account at the end of each month to record the CAP discounts and program costs. |
    - ii. A credit entry shall be made to the CAP memorandum account at the end of each month to record the revenues from the CAP surcharges. |
    - iii. Interest shall accrue to the CAP memorandum account on a monthly basis by applying a rate equal to one-twelfth of the 3-month Commercial Paper Rate, as reported in the Federal Reserve Statistical Release, to the average of the beginning-of month and the end-of-month balances. (T)

The CAP Memorandum Account shall go into effect on the effective date of Advice Letter 254-W. (T)
5. A Local Government Fee Surcharge is included as a separate line item on bills in the City of Whittier to collect franchise taxes. The amount collected is 4.0% of the gross amount of customers' bills beginning November 11, 2010 through November 10, 2011, 8.0% beginning November 11, 2011 through November 10, 2012, and 12.0% beginning November 11, 2012 through November 10, 2035.

(Continued)

(To be inserted by utility)

**Issued by**

(To be inserted by Cal. P.U.C.)

Advise Letter No. <u>406-W-A</u>	<u>Craig D. Gott</u> <small>Name</small>	Date Filed <u>08/14/2025</u>
Decision No. <u>25-07-012</u>	<u>President</u> <small>Title</small>	Effective <u>09/26/2025</u>
		Resolution No. _____

Schedule WLM-1  
 (Continued)

WHITTIER/LA MIRADA SERVICE AREA  
RESIDENTIAL METERED SERVICE

SPECIAL CONDITIONS

6. As authorized by the California Public Utilities Commission (C.P.U.C.), pursuant to D.19-05-029, all non Low Income Ratepayer Assistance (LIRA) bills are subject to a surcharge of \$0.025 per 100 cubic feet, for a 12-month period, beginning with the effective date of Advice Letter 335-W. This surcharge will recover the under-collected balance in the LIRA Program as of September 30, 2016.
7. As authorized by the California Public Utilities Commission (C.P.U.C.) pursuant to D.19-05-029, all bills are subject to a surcredit of \$0.141 per 100 cubic feet for a 12-month period, beginning with the effective date of Advice Letter 335-W. This surcredit will refund the overcollected balance in the Water Revenue Adjustment Mechanism (WRAM) Balancing Account.
8. As authorized by the California Public Utilities Commission (C.P.U.C.), all bills are subject to surcharge of \$0.157 per 100 cubic feet. This surcharge will amortize the shortfall in revenue between the interim rates implemented on January 1, 2018 and pursuant to Decision 19-05-029 the rates approved in Advice Letter 335-W which became effective on July 6, 2019. This surcharge shall commence on August 7, 2019 and remain in effect for an estimated 36-month period or until the shortfall in revenue is fully amortized.
9. A surcredit of \$0.006 per 100 cubic feet of water used is to be applied to the monthly bills of all metered customers, excluding those customers receiving a Low Income Ratepayer Assistance (LIRA) credit, commencing on the effective date of Advice Letter 359-W, for approximately 12 months period.
10. As authorized by the California Public Utilities Commission (C.P.U.C.) pursuant to D.21-10-024, all bills are subject to a one-time surcharge of \$0.12 per 100 cubic feet of water used, beginning with the effective date of Advice Letter 359-W. This surcharge will amortize the under-collection balance in various Memorandum and Balancing Accounts. (D)  
(T)
11. As authorized by the California Public Utilities Commission (C.P.U.C.), all bills are subject to surcharge of \$0.031 per 100 cubic feet of water consumed. This surcharge will amortize the under-collection balance in the Allocated Parent Company IT Rate Base Memorandum Account related to the 2019 and 2020 Information Technology capital expenditures. The surcharge will commence on the effective date of Advice Letter 365-W, and will remain in effect for an estimated 19-month period or until the under-collection balance is fully amortized. (N)  
|  
|  
|  
|  
(N)

(Continued)

(To be inserted by utility)

**Issued by**

(To be inserted by Cal. P.U.C.)

Advise Letter No.	<u>365-W</u>	<u>Craig D. Gott</u>	Date Filed	<u>03/31/2022</u>
		Name		
Decision No.	<u>D.21-10-024</u>	<u>President</u>	Effective	<u>06/01/2022</u>
		Title		
			Resolution No.	<u></u>

Schedule WLM-1  
 (Continued)

WHITTIER/LA MIRADA SERVICE AREA  
RESIDENTIAL METERED SERVICE

SPECIAL CONDITIONS

12. As authorized by the California Public Utilities Commission (C.P.U.C.), all bills are subject to a one-time surcredit beginning on the effective date of Advice Letter 356-W. This surcredit will refund the 2020 balance in the Tax Cuts and Job Act Memorandum Account.

The table below shows the surcredit amount based on meter size:

Meter Size	One-Time Surcredit
5/8"x 3/4"	\$1.92
3/4"	\$2.88
1"	\$4.80
1-1/2"	\$9.60
2"	\$15.36
3"	\$28.80

13. As authorized by the California Public Utilities Commission (C.P.U.C.), all bills are subject to surcharge of \$0.120 per 100 cubic feet of water consumption. This surcharge will amortize the shortfall in revenue between the interim rates implemented on January 1, 2021 and the 2021 rates approved in Decision 21-10-024. This surcharge shall commence on the effective date of Advice Letter 362-W, and remain in effect for an estimated 24-month period or until the shortfall in revenue is fully amortized.

14. As authorized by the California Public Utilities Commission (C.P.U.C.), all bills are subject to a one-time surcharge of \$0.036 per 100 cubic feet of water consumption. This surcharge will recover the under-collection balance in the Low Income Rate Assistance (LIRA) Program, the difference between the interim rate implemented on January 1, 2021 and the 2021 rate approved in Decision 21-10-024. This surcharge shall commence on the effective date of Advice Letter 362-W.

15. As authorized by the California Public Utilities Commission (C.P.U.C.), all bills are subject to surcharge of \$0.187 per 100 cubic feet of water consumption. This surcharge will amortize the under-collection balance in pumped water, purchased water and purchased power reserve accounts. This surcharge shall commence on the effective date of Advice Letter 418-W, and remain in effect for an estimated 12-month period or until the under-collection in the balancing account has been fully amortized.

(D)  
 (N)  
 |  
 |  
 |  
 |  
 (N)

16. As authorized by the California Public Utilities Commission (C.P.U.C.), all bills are subject to surcharge of \$0.270 per 100 cubic feet of water consumption. This surcharge will amortize the under-collection balance in pump tax, purchased water and purchased power reserve account. This surcharge shall commence on the effective date of Advice Letter 414-W, and remain in effect for an estimated 24-month period or until the under-collection in the balancing account has been fully amortized.

(To be inserted by utility)

**Issued by**

(To be inserted by Cal. P.U.C.)

Advise Letter No. 418-W

Craig D. Gott  
 Name

Date Filed 11/25/2025

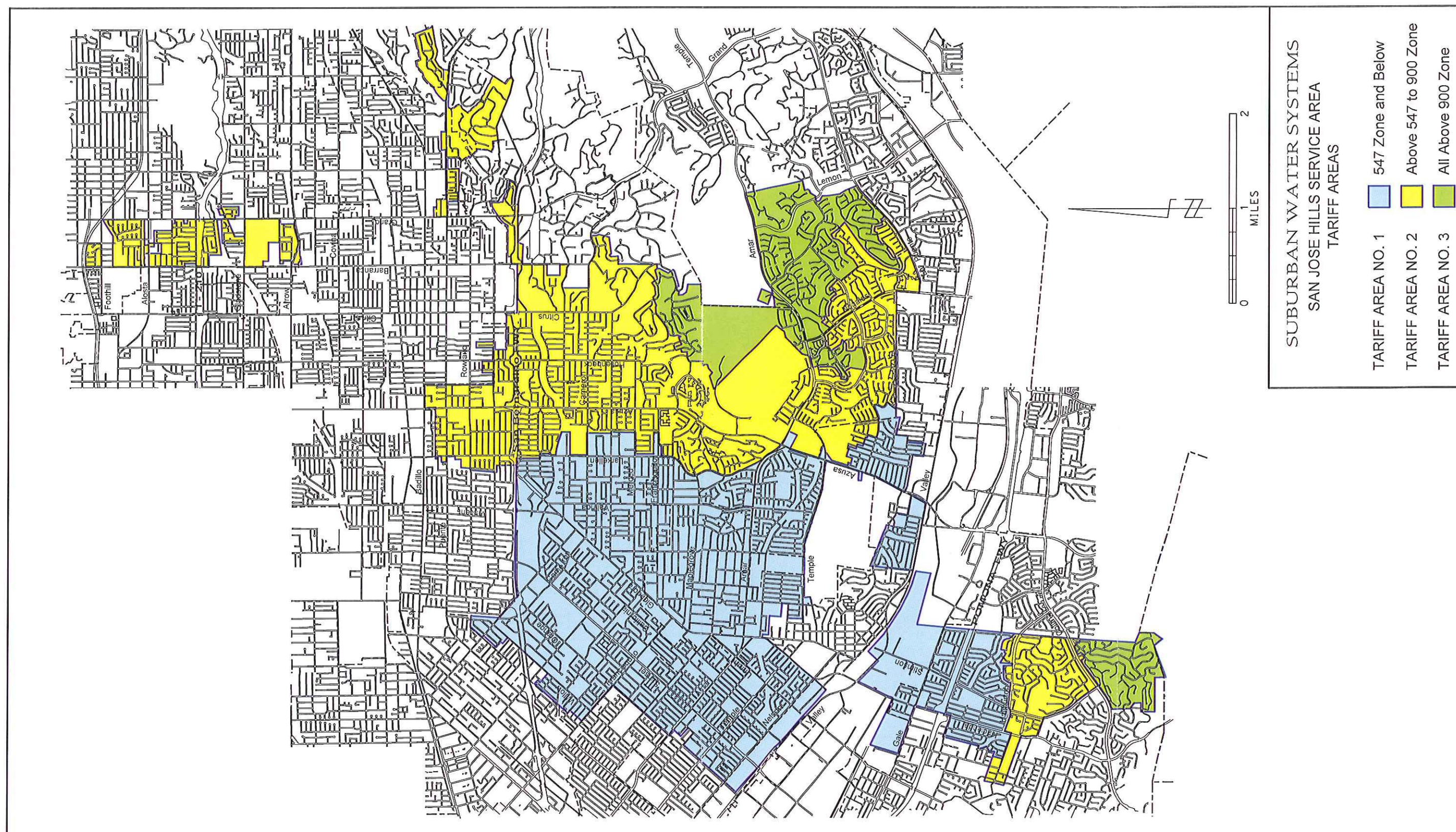
Decision No.

President  
 Title

Effective 01/01/2026

Resolution No.





(To be inserted by the utility)

Advice Letter No. 290-W

Decision No. 12-04-009

Issued by

Robert L. Kelly

Name

Vice-President

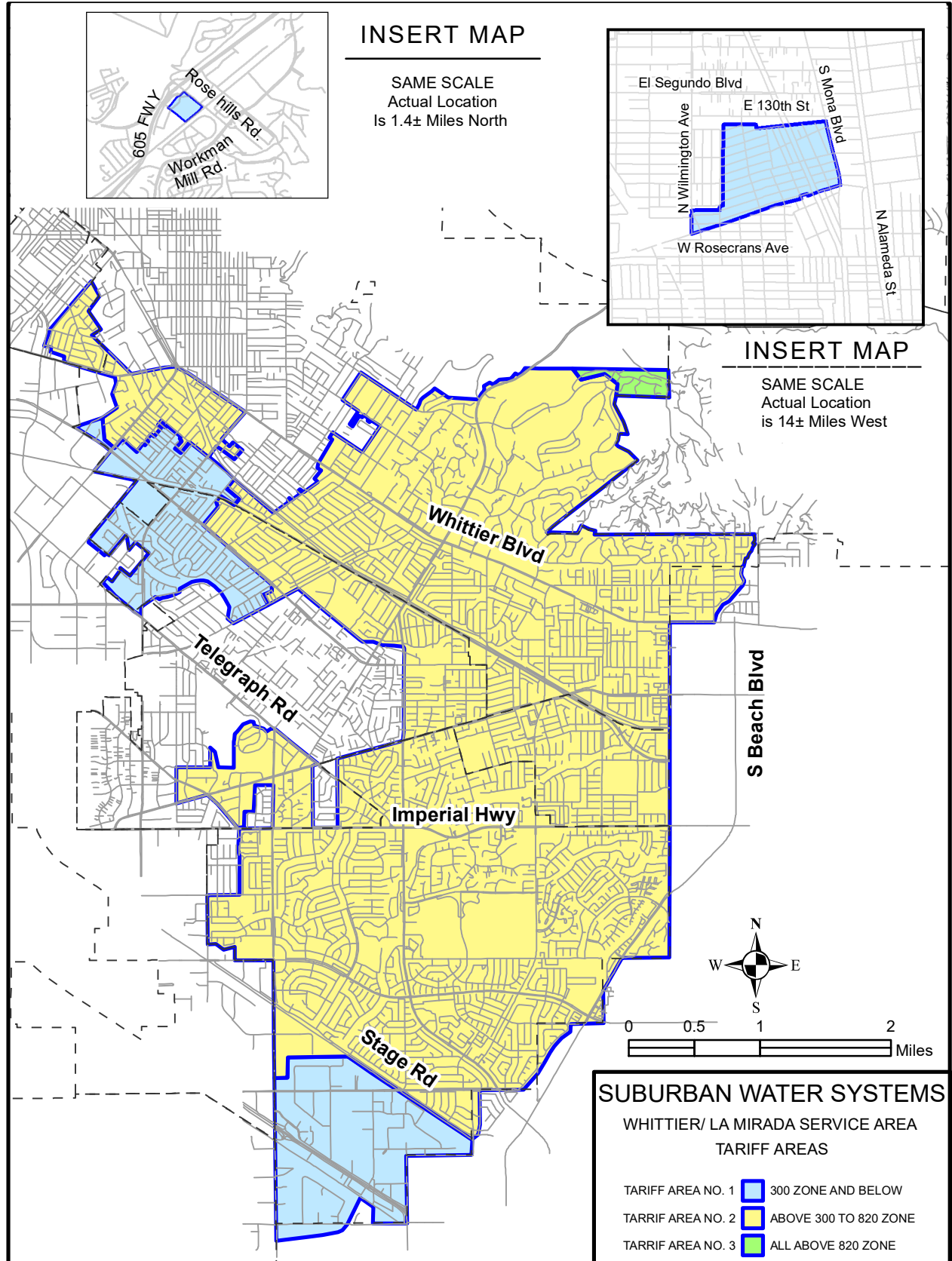
Title

(To be inserted by Cal. P.U.C.)

Date Filed APR 25 2012

Effective MAY - 1 2012

Resolution No. \_\_\_\_\_



(To be inserted by the utility)

Issued by

(To be inserted by Cal. P.U.C)

Advice Letter No. 409-W

Craig D. Gott  
 Name

Date Filed 01/29/2025

Decision No. 24-12-030

President  
 Title

Effective 03/01/2025

Resolution No. \_\_\_\_\_

## Water Rates

# Schedule A - Residential

### On this page

## Schedule A - Single-Dwelling Unit Residential Customers

LADWP's water rate for single family residential customers has four tiers effective April 15, 2016. This tier structure aligns with the costs to provide water and to encourage water conservation. For more information, please go to [Understanding Your Water Rates](#) →.

The number of hundred cubic feet (HCF) of water (one HCF equals 748 gallons) available to Schedule A customers at the Tier 1 rate is based on indoor basic water needs. Tiers 2 and 3 are based on five lot size categories, three temperature zones (low, medium, and high)\*, and seasons (winter and summer) to provide a sufficient allotment for outdoor native landscaping in Tier 2 and above average outdoor use in Tier 3. Tier 4 comes from the most costly water sources and reflects the higher costs from not conserving.

Customers with Water Rates Schedule A can find their water allotments and temperature zone by viewing LADWP Water Rates Schedule A Allotments (Bimonthly) or calling 1-800-DIAL-DWP (1-800-342-5397).

**LADWP Water Rates Schedule A Allotments (Bimonthly) PDF**

Total Consumption Charge per HCF of metered water usage for each tier of Schedule A consists of a Base Rate plus Adjustment Factors.

Base Rates (Effective July 1, 2019)				Adjustment Billing Factors*
Tier 1	Tier 2	Tier 3	Tier 4	
\$2.095	\$2.095	\$2.841	\$2.841	<u>Adjustment Factors - Schedule A</u> → —

Adjustment Billing Factors: \* Adjusted in January and July

\*Effective June 1, 2025, the tier allotments for low and medium temperature zones for summer season are the same as the high temperature zone allotment for summer season.

## Service Within the City of Los Angeles

Total Consumption Charge per HCF (includes Adjustment Factors)				
Month	Tier 1	Tier 2	Tier 3	Tier 4
<b>2026</b>				
January - June	\$12.495	\$14.681	\$15.427	\$17.522
July - December	\$11.794	\$14.278	\$15.024	\$15.024
<b>2025</b>				
January - June	\$11.609	\$13.621	\$14.367	\$14.367
July - December	\$12.141	\$13.852	\$14.598	\$15.331

## Service Outside the City of Los Angeles

Add Outside City Surcharge to rates above for service outside the city limits of Los Angeles as follows:

Outside City Surcharge			
January - December			
2023	2024	2025	2026
\$0.991	\$0.622	\$0.311	\$0.319

---

# Water Rates Ordinance

[Water Rates Ordinance PDF](#)

[Go to Residential Water Rates](#)

## Language

English



## Connect

 [Facebook](#)

[X.com](#)

 [LinkedIn](#)

 [Instagram](#)

 [Vimeo](#)

 [Youtube](#)

## Legal

[Rules Governing Water and Electric Service](#)

[Privacy Policy](#)

[Social Media](#)

[Public Records \(CPRA\)](#)

[Terms & Conditions](#)

[Statement on Public Accommodation](#)

## News and Media

[Newsroom](#)

[Reports](#)

[Publications](#)

[Events](#)

## Board Agendas

[Agendas](#)

Water Rates

# Schedule B - Multiple Unit Residential

On this page

## Schedule B - Multi-Dwelling Unit Residential Customers

Schedule B applies to two (2) or more dwelling units served by one meter.

Total Consumption Charge per hundred cubic feet (HCF) of metered water usage (one HCF equals 748 gallons) for each tier of Schedule B consists of a Base Rate plus Adjustment Factors.

Base Rates (Effective July 1, 2019)		Adjustment Billing Factors*
Tier 1	Tier 2	
\$2.095	\$3.504	<a href="#">Adjustment Factors - Schedule B →</a>

Adjustment Billing Factors: \*Adjusted in January and July

## Service Within the City of Los Angeles

Total Consumption Charge per HCF (includes Adjustment Factors)		
Month	Tier 1	Tier 2
2026		
January - June	\$11.586	\$15.181
July - December	\$10.885	\$14.778

Total Consumption Charge per HCF (includes Adjustment Factors)		
2025		
January - June	\$10.568	\$13.989
July - December	\$11.100	\$14.220

## Service Outside the City of Los Angeles

Add Outside City Surcharge to rates above for service outside the city limits of Los Angeles as follows:

Outside City Surcharge			
January - December			
2023	2024	2025	2026
\$0.991	\$0.622	\$0.311	\$0.319

## First Tier Usage Block

Effective July 1, 2017, the Tier 1 usage block is calculated by using the highest number of the following three factors multiplied by the number of days in the billing period.

1. 88% of the adjusted tier allotment created during the shortage year's average daily winter water use of fiscal years 2007, 2008, or 2009
2. 88% the average daily winter water use of December 2014 through March 2015
3. Minimum of 24 HCF per month

New customers that have not established a first tier usage block are billed at the Tier 1 rate until a first tier usage block is established from the prior year's December through March consumption.

For specific tier water allotments, customers can [log in to their account](#) → or call 1-800-DIAL-DWP (1-800-342-5397).

## General Provision N - High Seasonal Variation in Usage

During the High Season months, Schedule B customers may be eligible for reduced bills under General Provision N if their consumption for each of two consecutive High Season monthly billing periods is more than 200% of their winter average consumption (December through March) and is also at least 26 HCF above their first tier usage block. Customers that qualify are allowed 95% of their usage at the Tier 1 rate. The Provision N application includes a self-certified water conservation audit. For further information or to apply, please call (213) 367-0944.

## General Provision M - Large Irrigated Turf

Schedule B customers with 3 acres or more of turf providing water for landscape only may be eligible for increased first tier allotments under General Provision M. Customers that qualify are allowed 95% of their usage at the first tier rate. Customers must have first completed an audit of their water use in their premises in accordance with an LADWP approved manual on large turf water audits and have implemented the “Best Management Practices for Turf Irrigation” as approved by the Board of Water and Power Commissioners to the satisfaction of the LADWP. For more information or to apply, please call (213) 367-0944.

## Water Rates Ordinance

[Water Rates Ordinance PDF](#)

[Go to Residential Water Rates](#)

## Language



## Connect

 Facebook

 X.com

 LinkedIn

 Instagram

 Vimeo

 Youtube

## Legal

[Rules Governing Water and Electric Service](#)

[Privacy Policy](#)

[Social Media](#)

[Public Records \(CPRA\)](#)

[Terms & Conditions](#)

[Statement on Public Accommodation](#)

## News and Media

[Newsroom](#)

[Reports](#)

[Publications](#)

[Events](#)

## Board Agendas

[Agendas](#)

**PART 2 - RATE SCHEDULES AND SERVICE CHARGES OF WATER USE**  
**SECTION A - WATER USE DOMESTIC, COMMERCIAL, INDUSTRIAL AND**  
**AGRICULTURAL USES**

The rates to be charged and collected for water and water service supplied in any one month for domestic, commercial, industrial and agricultural uses within Waterworks Districts are established in this Section.

2-A-1 **CHARGE FOR METERED SERVICE:** Where there are more than one house, store, etc., on a parcel of land under one ownership, the District will, at the option of the District, serve the houses, stores, etc., through one or more water meters. The District will render one water bill for each of the water meters serving the premises.

Each individual ownership will be served through separate water meters.

The charge for water service through each meter will be determined by the addition of the established Service Charge, which is an amount for each size of meter, and of the total Quantity Charge, (including applicable assessments) for the consumption of water, either indicated by the District water meter or estimated by the District. In addition, some Districts have other charges for specific purposes as approved by the Board of Directors and defined within this section.

Meter Size (in.)	Number of Billing Units	Maximum Rated Flow of Service Connection & Meter Installation (gpm)
5/8 x 3/4	1	20
3/4	1	30
3/4 x 1	1	30
1	2	50
1 1/2	3	100
2	5	160
2 1/2	7	200
3	11	315
4	17	500
6	33	1000
8	53	1600
10	77	2300
12	100	3000

2-A-1 Rev. 4/22/75-Eff. 5/22/75, Para 3 & last Para Rev., Para 4 Deleted 7/15/93, Table Rev. 7/15/93, Fire protection service Added 7/15/93

**PART 2 - RATE SCHEDULES AND SERVICE CHARGES FOR USE OF WATER**  
**(Continued)**

**SECTION A - WATER USE DOMESTIC, COMMERCIAL, INDUSTRIAL AND**  
**AGRICULTURAL USES (Continued)**

2-A-1 CHARGE FOR METERED SERVICE: (Continued)

PRIVATE FIRE PROTECTION SERVICE: The fixed monthly rate to be charged and collected for each service to a private fire protection system shall be the applicable District minimum rates per billing unit, and the billing units for this service are related to the detector check valve size as follows:

Size of Detector Check Valve (in.)	Billing Units
4 and smaller	2.9
6	3.9
8	4.9
10	6.9
12	10.9

The number of billing units for all other type meters and for multiple meter assemblies of any type or various type meters shall be determined by dividing the on-site domestic demand in gpm by 30 gpm.

2-A-1a SERVICE AND QUANTITY CHARGE

SERVICE CHARGE is defined as the minimum charge determined by the number of billing units, which is based upon the size of meter. With the exception of detector check meter, this minimum charge provides for 500 cubic feet of water per billing unit per month. Private Fire Protection Service (detector check) meters are solely for the purpose of fire protection. Therefore, no water usage is allowed for or included in the service charge allowance. All water consumed shall be billed at the Quantity Charge rate of the applicable District. See also RULE 1-H-2.

2-A-1 Rev. 4/22/75-Eff. 5/22/75, Para 3 & last Para Rev., Para 4 Deleted 7/15/93, Table Rev. 7/15/93, Fire protection service Added 7/15/93

2-A-1a Rev. 2/62, 8/63, 6/64, 4/66, 10/68, 8/19/81, 4/22/75-Eff. 5/22/75, Rev. 7/15/93

**PART 2 - RATE SCHEDULES AND SERVICE CHARGES FOR USE OF WATER**  
**(Continued)**

**SECTION A - WATER USE DOMESTIC, COMMERCIAL, INDUSTRIAL AND**  
**AGRICULTURAL USES (Continued)**

2-A-1a SERVICE AND QUANTITY CHARGE (Continued)

QUANTITY CHARGE is defined as a consumption charge for all water used in excess of the service charge allowance with the exception of detector check meter. For Private Fire Protection Service (detector check) meters, the Quantity Charge is defined as a consumption charge for all water used. See also RULE 1-H-2.

The "Monthly Service Charge" for each rate table has been rounded to the nearest whole cent as applicable.

2-A-1b FIGURING MINIMUM CHARGE STANDARD: The minimum Service Charge per month is determined by multiplying the minimum charge of one billing unit by the total number of billing units for that meter size and entitles the customer to the quantity of water determined by multiplying the number of billing units by 500 cubic feet. All water used in excess thereof per month shall be sold in accordance with the Quantity Charge without regard to the number of billing units. This rule does not apply to detector check meters. See Rule 2-A-1a.

2-A-1c CONTRIBUTING FACTORS NEEDED FOR ADJUSTING WATER RATE: The Engineer may, after an evaluation of fixed costs and expenses which routinely affect the operating costs of a District, administratively adjust the water rate schedule to reflect any changes in these costs and expenses.

Annually on July 1, the Engineer shall review said fixed costs and adjust the District's water rate schedule to compensate for changes in operating costs as affected thereby. The adjusted rate shall be effective approximately thirty (30) days after making the review and notifying the District's customers of the new schedule.

The routine fixed costs and expenses are defined as follows:

1. Cost of water purchased.
2. Cost of electrical energy and other fuels.
3. Salary and wages.
4. Overhead costs including costs applied by the County of Los Angeles.

2-A-1a Rev. 2/62, 8/63, 6/64, 4/66, 10/68, 8/19/81, 4/22/75-Eff. 5/22/75, Rev. 7/15/93

2-A-1b Rev. 7/15/93

2-A-1c Added 8/69, Last Para. Added 4/71

**PART 2 - RATE SCHEDULES AND SERVICE CHARGES FOR USE OF WATER**  
**(Continued)**

**SECTION A - WATER USE DOMESTIC, COMMERCIAL, INDUSTRIAL AND**  
**AGRICULTURAL USES (Continued)**

2-A-1c CONTRIBUTING FACTORS NEEDED FOR ADJUSTING WATER RATE:  
(Continued)

For a District where a portion of the financing of the construction of new and replacement water facilities such as water mains, is derived from a property tax levy and the operating and maintenance expense is paid in part from taxes, the Engineer for the District may establish a water rate schedule for water service to publicly owned premises which do not pay District taxes at higher rates than applicable for water service to tax-paying premises. The higher schedule may not exceed by more than 10 percent, the schedule established for tax-paying premises and may only be applicable for fiscal years in which the District levies taxes for the herein described purposes.

2-A-2 WATERWORKS DISTRICT NO. 1, ATHENS-WOODCREST  
SERVICE TRANSFERRED TO SOUTHERN CALIFORNIA WATER CO.  
8-31-91

2-A-1c Added 8/69, Last Para.; Added 4/71  
2-A-2 Rev. 5/57, 7/58, 3/63, 6/64, 9/66, 8/69; Rev. 7/15/93  
2-A-2a Added 4/75; Rev. 5/31/77-Sch. 51; 6/13/78; 8/29/78-Sch. 54; 8/18/81-Sch. 66; 12/27/83-Sch. 68; 8/23/83-Sch. 69; 9/6/83-Sch. 70; 12/27/83-Sch. 71; 11/6/84-Sch. 74; 11/26/85-Sch. 77; Deleted 7/15/93  
2-A-2b Added 1976, Rev. 11/6/84-Sch. 74; Deleted 4/30/85  
2-A-2c Added 5/31/77-Sch. 52; Deleted 2/20/78  
2-A-3 Rev. 7/56, 5/57; Deleted 5/59

**PART 2 - RATE SCHEDULES AND SERVICE CHARGES FOR USE OF WATER**  
**(Continued)**

**SECTION A - WATER USE DOMESTIC, COMMERCIAL, INDUSTRIAL AND**  
**AGRICULTURAL USES (Continued)**

2-A-4 WATERWORKS DISTRICT NO. 40, ANTELOPE VALLEY, REGION 4,  
LANCASTER

2-A-4a WATER SOLD TO CUSTOMERS WITHIN 2472, 2555, AND 2576 SERVICE  
ZONES:

**RATE SCHEDULE 0427**

Meter Size	Billing Units	Monthly Allowance 100 CF	Monthly Service Charge
3/4"	1	5	\$ 30.292
3/4"x1"	1	5	\$ 30.292
1"	2	10	\$ 60.584
1 1/2"	3	15	\$ 90.876
2"	5	25	\$ 151.460
2 1/2"	7	35	\$ 212.044
3"	11	55	\$ 333.212
4"	17	85	\$ 514.964
6"	33	165	\$ 999.636
8"	53	265	\$ 1,605.476
10"	77	385	\$ 2,332.484
12"	100	500	\$ 3,029.200

SERVICE CHARGE per month for meter sizes other than shown above, the charge per billing unit is \$30.292.

QUANTITY CHARGE for each 100 cubic feet of water used in a month in excess of the monthly allowance is \$1.701.

2-A-4 Rev. 5/55, 7/56, 5/57, 5/59, 1/68, 4/22/03  
2-A-4a Added 1/63, Rev. 9/66, 10/68, 4/22/75, 2/1/77-Sch. 41R, Rev. 7/15/93, Rev. 2/05, 1/08, 1/09, 2/10, 1/11, 1/12, 1/13, 1/14, 1/15, 1/16, 1/17, 1/18, 1/19, 1/20, 1/21, 1/22, 1/23, 1/24

**PART 2 - RATE SCHEDULES AND SERVICE CHARGES FOR USE OF WATER**

**(Continued)**

**SECTION A - WATER USE DOMESTIC, COMMERCIAL, INDUSTRIAL AND AGRICULTURAL USES (Continued)**

FOR ALL 3/4" METERS (5/8"x3/4", 3/4", and 3/4"x1")

SUMMER CONSERVATION CREDIT for each 100 cubic feet of water used in summer months (three consecutive two month billing cycles) in excess of the monthly allowance, but less than or equal to 2000 cubic feet is \$0.170 (10% of the regular Quantity Charge).

SUMMER EFFECTIVE QUANTITY ADJUSTMENT for each 100 cubic feet of water used in summer months (three consecutive two month billing cycles) in excess of 2000 cubic feet, but less than or equal to 6500 cubic feet is \$0.085 (additional 5% adjustment on the regular Quantity Charge).

SUMMER EXCESSIVE SURCHARGE for each 100 cubic feet of water used in summer months (three consecutive two month billing cycles) in excess of 6500 cubic feet is \$0.850 (additional 50% surcharge to the regular Quantity Charge).

WINTER CONSERVATION CREDIT for each 100 cubic feet of water used in winter months (three consecutive two month billing cycles) in excess of the monthly allowance, but less than or equal to 1500 cubic feet is \$0.170 (10% of the regular Quantity Charge).

WINTER EFFECTIVE QUANTITY ADJUSTMENT for each 100 cubic feet of water used in winter months (three consecutive two month billing cycles) in excess of 1500 cubic feet, but less than or equal to 3000 cubic feet is \$0.085 (additional 5% adjustment on the regular Quantity Charge).

WINTER EXCESSIVE SURCHARGE for each 100 cubic feet of water used in winter months (three consecutive two month billing cycles) in excess of 3000 cubic feet is \$0.850 (additional 50% surcharge to the regular Quantity Charge).

Service Charge includes 500 cubic feet of water per billing unit per month.

See Rule 2-A-4j for Facilities Construction Surcharge.

The District Engineer will annually review the above water rate schedule and make recommendation to the Board for adjustment on January 1.

WATER SOLD TO CUSTOMERS OUTSIDE DISTRICT; see Rule 2-A-25a:  
RATE SCHEDULE 0437

2-A-4a Added 1/63, Rev. 9/66, 10/68, 4/22/75, 2/1/77-Sch. 41R, Rev. 7/15/93, Rev. 2/05, 1/08, 1/09, 2/10, 1/11,1/12, 3/13, 1/14, 1/15, 1/16, 1/17, 1/18, 1/19, 1/20, 1/21, 1/22, 1/23, 1/24

**PART 2 -RATE SCHEDULES AND SERVICE CHARGES FOR USE OF WATER**  
**(Continued)**

**SECTION A - WATER USE DOMESTIC, COMMERCIAL, INDUSTRIAL AND**  
**AGRICULTURAL USES (Continued)**

2-A-4b WATER SOLD TO CUSTOMERS WITHIN THE 2696 SERVICE ZONE:

**RATE SCHEDULE 0429**

Meter Size	Billing Units	Monthly Allowance 100 CF	Monthly Service Charge
3/4"	1	5	\$ 30.292
3/4"x1"	1	5	\$ 30.292
1"	2	10	\$ 60.584
1 1/2"	3	15	\$ 90.876
2"	5	25	\$ 151.460
2 1/2"	7	35	\$ 212.044
3"	11	55	\$ 333.212
4"	17	85	\$ 514.964
6"	33	165	\$ 999.636
8"	53	265	\$ 1,605.476
10"	77	385	\$ 2,332.484
12"	100	500	\$ 3,029.200

SERVICE CHARGE per month for meter sizes other than shown above, the charge per billing unit is \$30.292.

QUANTITY CHARGE for each 100 cubic feet of water used in a month in excess of the monthly allowance is \$1.701.

2-A-4b Added 1/63, Rev. 8/63, 6/64, 9/66, 10/68, 4/22/75-Sch. 41R, 6/13/78, 8/29/78-Sch. 54, 2/20/79-Sch. 59, 8/18/81-Sch. 66, 8/2/83-Sch. 68, 11/26/85-Sch. 77, Rev. 7/15/93, 4/22/03; Rev. 2/05, 1/08, 1/09, 2/10, 1/11, 1/12, 3/13, 1/14, 1/15, 1/16, 1/17, 1/18, 1/19, 1/20, 1/21, 1/22, 1/23, 1/24

**PART 2 -RATE SCHEDULES AND SERVICE CHARGES FOR USE OF WATER**  
**(Continued)**

**SECTION A - WATER USE DOMESTIC, COMMERCIAL, INDUSTRIAL AND**  
**AGRICULTURAL USES (Continued)**

FOR ALL 3/4" METERS (5/8"x3/4", 3/4", and 3/4"x1")

SUMMER CONSERVATION CREDIT for each 100 cubic feet of water used in summer months (three consecutive two month billing cycles) in excess of the monthly allowance, but less than or equal to 2000 cubic feet is \$0.170 (10% of the regular Quantity Charge).

SUMMER EFFECTIVE QUANTITY ADJUSTMENT for each 100 cubic feet of water used in summer months (three consecutive two month billing cycles) in excess of 2000 cubic feet, but less than or equal to 6500 cubic feet is \$0.085 (additional 5% adjustment on the regular Quantity Charge).

SUMMER EXCESSIVE SURCHARGE for each 100 cubic feet of water used in summer months (three consecutive two month billing cycles) in excess of 6500 cubic feet is \$0.850 (additional 50% surcharge to the regular Quantity Charge).

WINTER CONSERVATION CREDIT for each 100 cubic feet of water used in winter months (three consecutive two month billing cycles) in excess of the monthly allowance, but less than or equal to 1500 cubic feet is \$0.170 (10% off the regular Quantity Charge).

WINTER EFFECTIVE QUANTITY ADJUSTMENT for each 100 cubic feet of water used in winter months (three consecutive two month billing cycles) in excess of 1500 cubic feet, but less than or equal to 3000 cubic feet is \$0.085 (additional 5% adjustment on the regular Quantity Charge).

WINTER EXCESSIVE SURCHARGE for each 100 cubic feet of water used in winter months (three consecutive two month billing cycles) in excess of 3000 cubic feet is \$0.850 (additional 50% surcharge to the regular Quantity Charge).

Service Charge includes 500 cubic feet of water per billing unit per month.

See Rule 2-A-4j for Facilities Construction Surcharge.

The District Engineer will annually review the above water rate schedule and make recommendation to the Board for adjustment on January 1.

**WATER SOLD TO CUSTOMERS OUTSIDE DISTRICT, see Rule 2-A-25a:**  
**RATE SCHEDULE 0437**

2-A-4b Added 1/63, Rev. 8/63, 6/64, 9/66, 10/68, 4/22/75-Sch. 41R, 6/13/78, 8/29/78-Sch. 54, 2/20/79-Sch. 59, 8/18/81-Sch. 66, 8/2/83-Sch. 68, 11/26/85-Sch. 77, Rev. 7/15/93, 4/22/03; Rev. 2/05, 1/09, 2/10, 1/11, 1/12, 3/13, 1/14, 1/15, 1/16, 1/17, 1/18, 1/19, 1/20, 1/21, 1/22, 1/23, 1/24

**PART 2 - RATE SCHEDULES AND SERVICE CHARGES FOR USE OF WATER**  
**(Continued)**

**SECTION A - WATER USE DOMESTIC, COMMERCIAL, INDUSTRIAL AND**  
**AGRICULTURAL USES (Continued)**

2-A-4c WATER SOLD TO CUSTOMERS WITHIN THE 2837 SERVICE ZONE:

**RATE SCHEDULE 0430**

Meter Size	Billing Units	Monthly Allowance 100 CF	Monthly Service Charge
3/4"	1	5	\$ 30.292
3/4"x1"	1	5	\$ 30.292
1"	2	10	\$ 60.584
1 1/2"	3	15	\$ 90.876
2"	5	25	\$ 151.460
2 1/2"	7	35	\$ 212.044
3"	11	55	\$ 333.212
4"	17	85	\$ 514.964
6"	33	165	\$ 999.636
8"	53	265	\$ 1,605.476
10"	77	385	\$ 2,332.484
12"	100	500	\$ 3,029.200

SERVICE CHARGE per month for meter sizes other than shown above, the charge per billing unit is \$30.292.

QUANTITY CHARGE for each 100 cubic feet of water used in a month in excess of the monthly allowance is \$1.927.

2-A-4c Added 4/22/75, Rev. 2/1/77-Sch. 41R, 6/13/78, 8/29/78-Sch. 54, 2/20/79-Sch. 59, 8/18/81-Sch. 66, 8/2/83-Sch. 68, 11/26/85-Sch. 77, Rev. 7/15/93, 4/22/03; Rev. 2/05, 1/08, 1/09, 2/10, 1/11, 1/12, 3/13, 1/14, 1/15, 1/16, 1/17, 1/18, 1/19, 1/20, 1/21, 1/22, 1/23, 1/24

**PART 2 -RATE SCHEDULES AND SERVICE CHARGES FOR USE OF WATER**  
**(Continued)**

**SECTION A - WATER USE DOMESTIC, COMMERCIAL, INDUSTRIAL AND**  
**AGRICULTURAL USES (Continued)**

FOR ALL 3/4" METERS (5/8"x3/4", 3/4", and 3/4"x1")

SUMMER CONSERVATION CREDIT for each 100 cubic feet of water used in summer months (three consecutive two month billing cycles) in excess of the monthly allowance, but less than or equal to 2000 cubic feet is \$0.193 (10% of the regular Quantity Charge).

SUMMER EFFECTIVE QUANTITY ADJUSTMENT for each 100 cubic feet of water used in summer months (three consecutive two month billing cycles) in excess of 2000 cubic feet, but less than or equal to 6500 cubic feet is \$0.096 (additional 5% adjustment on the regular Quantity Charge).

SUMMER EXCESSIVE SURCHARGE for each 100 cubic feet of water used in summer months (three consecutive two month billing cycles) in excess of 6500 cubic feet is \$0.963 (additional 50% surcharge to the regular Quantity Charge).

WINTER CONSERVATION CREDIT for each 100 cubic feet of water used in winter months (three consecutive two month billing cycles) in excess of the monthly allowance, but less than or equal to 1500 cubic feet is \$0.193 (10% off the regular Quantity Charge).

WINTER EFFECTIVE QUANTITY ADJUSTMENT for each 100 cubic feet of water used in winter months (three consecutive two month billing cycles) in excess of 1500 cubic feet, but less than or equal to 3000 cubic feet is \$0.096 (additional 5% adjustment on the regular Quantity Charge).

WINTER EXCESSIVE SURCHARGE for each 100 cubic feet of water used in winter months (three consecutive two month billing cycles) in excess of 3000 cubic fee is \$0.963 (additional 50% surcharge to the regular Quantity Charge).

Service Charge includes 500 cubic feet of water per billing unit per month.

See Rule 2-A-4j for Facilities Construction Surcharge.

The District Engineer will annually review the above water rate schedule and make recommendation to the Board for adjustment on January 1.

- 2-A-4c Added 4/22/75, Rev. 2/1/77-Sch. 41R, 6/13/78, 8/29/78-Sch. 54, 2/20/79-Sch. 59, 8/18/81-Sch. 66, 8/2/83-Sch. 68, 11/26/85-Sch. 77, Rev. 7/15/93, 4/22/03; Rev. 2/05, 1/08, 1/09, 2/10, 1/11, 1/12, 3/13, 1/14, 1/15, 1/16, 1/17, 1/18, 1/19, 1/20, 1/21, 1/22, 1/23, 1/24
- 2-A-4d Added 4/22/75; Rev. 2/1/77-Sch. 41R, 6/13/78, 8/29/78-Sch. 54, 2/20/79-Sch. 59, 8/18/81-Sch. 66; Rev. 8/2/83-Sch.68, Rev.4/22/03; Deleted 2/05

**PART 2 -RATE SCHEDULES AND SERVICE CHARGES FOR USE OF WATER**  
**(Continued)**

**SECTION A - WATER USE DOMESTIC, COMMERCIAL, INDUSTRIAL AND**  
**AGRICULTURAL USES (Continued)**

2-A-4e CHARGES TO QUARTZ HILL COUNTY WATER DISTRICT FOR  
OVERLAPPED PORTIONS OF WATERWORKS DISTRICT NO. 40:

RATE SCHEDULE 0435

RATE SCHEDULE 0436

Charges for the total quantity of water delivered in a billing period to the Quartz Hill County Water District for the overlapped portions of County Waterworks District No. 40 was made pursuant to the County Board of Supervisors Agreement No. 6172 dated October 2, 1962 between Los Angeles County Waterworks District No. 40 and the Quartz Hill County Water District. This Agreement expired October 2, 1992 and was not renewed.

2-A-4e Numbering of Previous unnumbered Sec. 4/22/75; Rev. 11/26/85-Sch. 77; Rev. 7/15/93  
2-A-4f Added 6/13/78-Sch. 53, 8/2/83-Sch. 68, 11/26/85-Sch. 77, Deleted 7/15/93  
2-A-5 Rev. 5/55, Deleted 2/61

**PART 2 - RATE SCHEDULES AND SERVICE CHARGES FOR USE OF WATER**  
**(Continued)**

**SECTION A - WATER USE DOMESTIC, COMMERCIAL, INDUSTRIAL AND**  
**AGRICULTURAL USES (Continued)**

2-A-4g WATER SOLD TO CUSTOMERS WITHIN 2615 SERVICE ZONE: Service Charge by meter size per month for meters of chart given in Rule 2-A-1.

**RATE SCHEDULE 0428**

Meter Size	Billing Units	Monthly Allowance 100 CF	Monthly Service Charge
3/4"	1	5	\$ 30.292
3/4"x1"	1	5	\$ 30.292
1"	2	10	\$ 60.584
1 1/2"	3	15	\$ 90.876
2"	5	25	\$ 151.460
2 1/2"	7	35	\$ 212.044
3"	11	55	\$ 333.212
4"	17	85	\$ 514.964
6"	33	165	\$ 999.636
8"	53	265	\$ 1,605.476
10"	77	385	\$ 2,332.484
12"	100	500	\$ 3,029.200

SERVICE CHARGE per month for meter sizes other than shown above, the charge per billing unit is \$30.292.

QUANTITY CHARGE for each 100 cubic feet of water used in a month in excess of the monthly allowance is \$1.701.

2-A-4g Added 11/26/85-Sch. 77, Rev. 7/15/93, 4/22/03; Rev. 2/05, 1/08, 1/09, 2/10, 1/11, 1/12, 3/13, 1/14, 1/15, 1/16, 1/17, 1/18, 1/19, 1/20, 1/21, 1/22, 1/23, 1/24

**PART 2 - RATE SCHEDULES AND SERVICE CHARGES FOR USE OF WATER**  
**(Continued)**

**SECTION A - WATER USE DOMESTIC, COMMERCIAL, INDUSTRIAL AND**  
**AGRICULTURAL USES (Continued)**

FOR ALL 3/4" METERS (5/8"x3/4", 3/4", and 3/4"x1")

SUMMER CONSERVATION CREDIT for each 100 cubic feet of water used in summer months (three consecutive two month billing cycles) in excess of the monthly allowance, but less than or equal to 2000 cubic feet is \$0.170 (10% of the regular Quantity Charge).

SUMMER EFFECTIVE QUANTITY ADJUSTMENT for each 100 cubic feet of water used in summer months (three consecutive two month billing cycles) in excess of 2000 cubic feet, but less than or equal to 6500 cubic feet is \$0.085 (additional 5% adjustment on the regular Quantity Charge).

SUMMER EXCESSIVE SURCHARGE for each 100 cubic feet of water used in summer months (three consecutive two month billing cycles) in excess of 6500 cubic feet is \$0.850 (additional 50% surcharge to the regular Quantity Charge).

WINTER CONSERVATION CREDIT for each 100 cubic feet of water used in winter months (three consecutive two month billing cycles) in excess of the monthly allowance, but less than or equal to 1500 cubic feet is \$0.170 (10% of the regular Quantity Charge).

WINTER EFFECTIVE QUANTITY ADJUSTMENT for each 100 cubic feet of water used in winter months (three consecutive two month billing cycles) in excess of 1500 cubic feet, but less than or equal to 3000 cubic feet is \$0.085 (additional 5% adjustment on the regular Quantity Charge).

WINTER EXCESSIVE SURCHARGE for each 100 cubic feet of water used in winter months (three consecutive two month billing cycles) in excess of 3000 cubic feet is \$0.850 (additional 50% surcharge to the regular Quantity Charge).

Service Charge includes 500 cubic feet of water per billing unit per month.

See Rule 2-A-4j for Facilities Construction Surcharge.

The District Engineer will annually review the above water rate schedule and make recommendation to the Board for adjustment on January 1.

WATER SOLD TO CUSTOMERS OUTSIDE DISTRICT, see Rule 2-A-25a:  
RATE SCHEDULE 0437

2-A-4g

Added 11/26/85-Sch. 77, Rev. 7/15/93, 4/22/03; Rev. 2/05, 1/08, 1/09, 2/10, 1/11, 1/12, 3/13, 1/14, 1/15, 1/16, 1/17, 1/18, 1/19, 1/20, 1/21, 1/22, 1/23, 1/24

**PART 2 - RATE SCHEDULES AND SERVICE CHARGES FOR USE OF WATER**  
**(Continued)**

**SECTION A - WATER USE DOMESTIC, COMMERCIAL, INDUSTRIAL AND**  
**AGRICULTURAL USES (Continued)**

2-A-4h WATER SOLD TO CUSTOMERS WITHIN THE 2911 SERVICE ZONE:

**RATE SCHEDULE 0431**

Meter Size	Billing Units	Monthly Allowance 100 CF	Monthly Service Charge
3/4"	1	5	\$ 30.292
3/4"x1"	1	5	\$ 30.292
1"	2	10	\$ 60.584
1 1/2"	3	15	\$ 90.876
2"	5	25	\$ 151.460
2 1/2"	7	35	\$ 212.044
3"	11	55	\$ 333.212
4"	17	85	\$ 514.964
6"	33	165	\$ 999.636
8"	53	265	\$ 1,605.476
10"	77	385	\$ 2,332.484
12"	100	500	\$ 3,029.200

SERVICE CHARGE per month for meter sizes other than shown above, the charge per billing unit is \$30.292.

QUANTITY CHARGE for each 100 cubic feet of water used in a month in excess of the monthly allowance is \$1.927.

2-A-4h Added 11/26/85-Sch. 77, Rev. 7/15/93, 4/22/03; Rev. 2/05, 1/08, 1/09, 2/10, 1/11, 1/12, 3/13, 1/14, 1/15, 1/16, 1/17, 1/18, 1/19, 1/20, 1/21, 1/22, 1/23, 1/24

**PART 2 - RATE SCHEDULES AND SERVICE CHARGES FOR USE OF WATER**  
**(Continued)**

**SECTION A - WATER USE DOMESTIC, COMMERCIAL, INDUSTRIAL AND**  
**AGRICULTURAL USES (Continued)**

FOR ALL 3/4" METERS (5/8"x3/4", 3/4", and 3/4"x1")

SUMMER CONSERVATION CREDIT for each 100 cubic feet of water used in summer months (three consecutive two month billing cycles) in excess of the monthly allowance, but less than or equal to 2000 cubic feet is \$0.193 (10% of the regular Quantity Charge).

SUMMER EFFECTIVE QUANTITY ADJUSTMENT for each 100 cubic feet of water used in summer months (three consecutive two month billing cycles) in excess of 2000 cubic feet, but less than or equal to 6500 cubic feet is \$0.096 (additional 5% adjustment on the regular Quantity Charge).

SUMMER EXCESSIVE SURCHARGE for each 100 cubic feet of water used in summer months (three consecutive two month billing cycles) in excess of 6500 cubic feet is \$0.963 (additional 50% surcharge to the regular Quantity Charge).

WINTER CONSERVATION CREDIT for each 100 cubic feet of water used in winter months (three consecutive two month billing cycles) in excess of the monthly allowance, but less than or equal to 1500 cubic feet is \$0.193 (10% of the regular Quantity Charge).

WINTER EFFECTIVE QUANTITY ADJUSTMENT for each 100 cubic feet of water used in winter months (three consecutive two month billing cycles) in excess of 1500 cubic feet, but less than or equal to 3000 cubic feet is \$0.096 (additional 5% adjustment on the regular Quantity Charge).

WINTER EXCESSIVE SURCHARGE for each 100 cubic feet of water used in winter months (three consecutive two month billing cycles) in excess of 3000 cubic feet is \$0.963 (additional 50% surcharge to the regular Quantity Charge).

Service Charge includes 500 cubic feet of water per billing unit per month.

See Rule 2-A-4j for Facilities Construction Surcharge.

The District Engineer will annually review the above water rate schedule and make recommendation to the Board for adjustment on January 1.

**PART 2 - RATE SCHEDULES AND SERVICE CHARGES FOR USE OF WATER**  
**(Continued)**

**SECTION A - WATER USE DOMESTIC, COMMERCIAL, INDUSTRIAL AND**  
**AGRICULTURAL USES (Continued)**

2-A-4i WATER SOLD TO CUSTOMERS WITHIN THE 2980 ZONE:

**RATE SCHEDULE 0433**

Meter Size	Billing Units	Monthly Allowance 100 CF	Monthly Service Charge
3/4"	1	5	\$ 33.828
3/4"x1"	1	5	\$ 33.828
1"	2	10	\$ 67.656
1 1/2"	3	15	\$ 101.484
2"	5	25	\$ 169.140
2 1/2"	7	35	\$ 236.796
3"	11	55	\$ 372.108
4"	17	85	\$ 575.076
6"	33	165	\$ 1,116.324
8"	53	265	\$ 1,792.884
10"	77	385	\$ 2,604.756
12"	100	500	\$ 3,382.800

SERVICE CHARGE per month for meter sizes other than shown above, the charge per billing unit is \$33.828.

QUANTITY CHARGE for each 100 cubic feet of water used in a month in excess of the monthly allowance is \$2.344.

2-A-4i Added 11/26/85-Sch. 77, Rev. 7/15/93, 4/22/03; Rev. 2/05, 1/08, 1/09, 2/10, 1/11, 1/12, 3/13, 1/14, 1/15, 1/16, 1/17, 1/18, 1/19, 1/20, 1/21, 1/22, 1/23, 1/24

**PART 2 - RATE SCHEDULES AND SERVICE CHARGES FOR USE OF WATER**  
**(Continued)**

**SECTION A - WATER USE DOMESTIC, COMMERCIAL, INDUSTRIAL AND**  
**AGRICULTURAL USES (Continued)**

FOR ALL 3/4" METERS (5/8"x3/4", 3/4", and 3/4"x1")

SUMMER CONSERVATION CREDIT for each 100 cubic feet of water used in summer months (three consecutive two month billing cycles) in excess of the monthly allowance, but less than or equal to 2000 cubic feet is \$0.234 (10% of the regular Quantity Charge).

SUMMER EFFECTIVE QUANTITY ADJUSTMENT for each 100 cubic feet of water used in summer months (three consecutive two month billing cycles) in excess of 2000 cubic feet, but less than or equal to 6500 cubic feet is \$0.117 (additional 5% adjustment on the regular Quantity Charge).

SUMMER EXCESSIVE SURCHARGE for each 100 cubic feet of water used in summer months (three consecutive two month billing cycles) in excess of 6500 cubic feet is \$1.172 (additional 50% surcharge to the regular Quantity Charge).

WINTER CONSERVATION CREDIT for each 100 cubic feet of water used in winter months (three consecutive two month billing cycles) in excess of the monthly allowance, but less than or equal to 1500 cubic feet is \$0.234 (10% of the regular Quantity Charge).

WINTER EFFECTIVE QUANTITY ADJUSTMENT for each 100 cubic feet of water used in winter months (three consecutive two month billing cycles) in excess of 1500 cubic feet, but less than or equal to 3000 cubic feet is \$0.117 (additional 5% adjustment on the regular Quantity Charge).

WINTER EXCESSIVE SURCHARGE for each 100 cubic feet of water used in winter months (three consecutive two month billing cycles) in excess of 3000 cubic feet is \$1.172 (additional 50% surcharge to the regular Quantity Charge).

Service Charge includes 500 cubic feet of water per billing unit per month.

See Rule 2-A-4j for Facilities Construction Surcharge.

The District Engineer will annually review the above water rate schedule and make recommendation to the Board for adjustment on January 1.

WATER SOLD TO CUSTOMERS OUTSIDE DISTRICT, see Rule 2-A-25a:  
RATE SCHEDULE 0438

2-A-4i Added 11/26/85-Sch. 77, Rev. 7/15/93, 4/22/03; Rev. 2/05, 1/08, 1/09, 2/10, 1/11, 1/12, 3/13, 1/14, 1/15, 1/16, 1/17, 1/18, 1/19, 1/20, 1/21, 1/22, 1/23, 1/24

**PART 2 - RATE SCHEDULES AND SERVICE CHARGES FOR USE OF WATER**  
**(Continued)**

**SECTION A - WATER USE DOMESTIC, COMMERCIAL, INDUSTRIAL AND**  
**AGRICULTURAL USES (Continued)**

2-A-4j **SURCHARGE FOR FACILITIES CONSTRUCTION:** A rate of \$0.106 per 100 cubic feet for all water sold, including service charge allowance, shall apply in all WATERWORKS DISTRICT NO. 40 service zones.

Revenues derived from the Surcharge for Facilities Construction shall be deposited in the District's Accumulated Capital Fund and shall be used exclusively for the construction of new water system facilities for the replacement of older facilities, including the improvement of the water system.

The District Engineer will annually review the above water rate schedule and make recommendation to the Board for adjustment on January 1.

2-A-4k **WATER SOLD TO CUSTOMERS WITHIN THE 2880 SERVICE ZONE:**  
**RATE SCHEDULE 0434**

Meter Size	Billing Units	Monthly Allowance 100 CF	Monthly Service Charge
3/4"	1	5	\$ 33.828
3/4"x1"	1	5	\$ 33.828
1"	2	10	\$ 67.656
1 1/2"	3	15	\$ 101.484
2"	5	25	\$ 169.140
2 1/2"	7	35	\$ 236.796
3"	11	55	\$ 372.108
4"	17	85	\$ 575.076
6"	33	165	\$ 1,116.324
8"	53	265	\$ 1,792.884
10"	77	385	\$ 2,604.756
12"	100	500	\$ 3,382.800

SERVICE CHARGE per month for meter sizes other than shown above, the charge per billing unit is \$33.828.

QUANTITY CHARGE for each 100 cubic feet of water used in a month in excess of the monthly allowance is \$2.344.

2-A-4j Added 1/05/88, Rev. 7/15/93; Rev. 1/04, 4/22/03; Rev. 2/05, 1/08, 2/10, 1/11, 1/12  
 2-A-4k Added 4/22/03; Rev. 2/05, 1/08, 1/09, 2/10, 1/11, 1/12, 3/13, 1/14, 1/15, 1/16, 1/17, 1/18, 1/19, 1/20, 1/21, 1/22, 1/23, 1/24

**PART 2 - RATE SCHEDULES AND SERVICE CHARGES FOR USE OF WATER (Continued)**

**SECTION A - WATER USE DOMESTIC, COMMERCIAL, INDUSTRIAL AND AGRICULTURAL USES (Continued)**

FOR ALL 3/4" METERS (5/8"x3/4", 3/4", and 3/4"x1")

SUMMER CONSERVATION CREDIT for each 100 cubic feet of water used in summer months (three consecutive two month billing cycles) in excess of the monthly allowance, but less than or equal to 2000 cubic feet is \$0.234 (10% of the regular Quantity Charge).

SUMMER EFFECTIVE QUANTITY ADJUSTMENT for each 100 cubic feet of water used in summer months (three consecutive two month billing cycles) in excess of 2000 cubic feet, but less than or equal to 6500 cubic feet is \$0.117 (additional 5% adjustment on the regular Quantity Charge).

SUMMER EXCESSIVE SURCHARGE for each 100 cubic feet of water used in summer months (three consecutive two month billing cycles) in excess of 6500 cubic feet is \$1.172 (additional 50% surcharge to the regular Quantity Charge).

WINTER CONSERVATION CREDIT for each 100 cubic feet of water used in winter months (three consecutive two month billing cycles) in excess of the monthly allowance, but less than or equal to 1500 cubic feet is \$0.234 (10% of the regular Quantity Charge).

WINTER EFFECTIVE QUANTITY ADJUSTMENT for each 100 cubic feet of water used in winter months (three consecutive two month billing cycles) in excess of 1500 cubic feet, but less than or equal to 3000 cubic feet, is \$0.117 (additional 5% adjustment on the regular Quantity Charge).

WINTER EXCESSIVE SURCHARGE for each 100 cubic feet of water used in winter months (three consecutive two month billing cycles) in excess of 3000 cubic feet is \$1.172 (additional 50% surcharge to the regular Quantity Charge).

Service Charge includes 500 cubic feet of water per billing unit per month.

See Rule 2-A-4j for Facilities Construction Surcharge.

The District Engineer will annually review the above water rate schedule and make recommendation to the Board for adjustment on January 1.

**PART 2 -RATE SCHEDULES AND SERVICE CHARGES FOR USE OF WATER**  
**(Continued)**

**SECTION A - WATER USE DOMESTIC, COMMERCIAL, INDUSTRIAL AND**  
**AGRICULTURAL USES (Continued)**

WATER SOLD TO CUSTOMERS OUTSIDE DISTRICT, see Rule 2-A-25a:  
RATE SCHEDULE 0438

- 2-A-6 WATERWORKS DISTRICT NO. 10, WILLOWBROOK  
SERVICE TRANSFERRED TO SOUTHERN CALIFORNIA WATER CO.  
8/31/91
- 2-A-7 CITY OF LOMITA - CITY WATER SYSTEM  
SERVICE TRANSFERRED TO CITY OF LOMITA 1/1/92
- 2-A-8 WATERWORKS DISTRICT NO. 16, MIRAMONTE PARK  
SERVICE TRANSFERRED TO SOUTHERN CALIFORNIA WATER CO.  
8/31/91

- 2-A-6 Rev. 5/57, 2/61, 11/62, 6/64, 9/66, 8/69, 4/22/75, Rev. 7/15/93
- 2-A-6a Added 4/75, Rev. 5/31/77-Sch. 50, 6/13/78, 8/29/78-Sch. 54, Deleted 8/15/81-Sch. 66, 9/6/83-Sch. 70, 11/6/84-Sch. 74, 11/26/82-Sch. 77, Deleted 7/15/93
- 2-A-6b Added 5/31/77-Sch. 52, Deleted 2/13/78
- 2-A-7 Rev. 5/55, 5/57, 6/58, 2/62, 5/62, 6/64, Rev. 7/15/93
- 2-A-7a Added 5/62, Rev. 2/63, 6/64, 10/66, 8/69, 4/22/75, 3/8/77-Sch. 43, 6/13/78, 8/29/78-Sch. 54, 3/6/79-Sch. 61, 8/2/83-Sch. 68, 12/27/83-Sch. 71, 11/26/85-Sch. 77, Deleted 7/15/93
- 2-A-7a Adopted by Lomita City Council 3/20/89, New Water Rate Effective on May 1, 1989
- 2-A-7a-1 Construction Surcharge Water Rate Adopted by Lomita City Council on 4/03/89, Construction Surcharge Water Rate effective on May 1, 1989
- 2-A-7b Added 5/62, Rev. 2/63, 6/64, 9/66, 8/69, 4/22/75, 3/8/77-Sch. 43, 6/13/78, 8/29/78-Sch. 54, 3/6/79-Sch. 61, 8/2/83-Sch. 68, 12/27/83-Sch. 71, 11/26/85-Sch. 77, Deleted 7/15/93
- 2-A-7c Added 7/15/75, Deleted 2/15/77-Sch. 42
- 2-A-7d Added 5/31/71-Sch. 52, Deleted 1/2/78
- 2-A-7b-1 Adopted by Lomita City Council 3-20-89, New Water Rate Effective on May 1, 1989, Construction Surcharge Water Rate Adopted by Lomita City Council on 4-03-89, Construction Surcharge Water Rate effective on May 1, 1989, Deleted 7/15/93
- 2-A-8 Rev. 5/57, 3/63, 6/64, 9/66, 8/69, 4/22/75, Rev. 7/15/93
- 2-A-8a Added 4/75, Rev. 5/31/77-Wch. 49, 6/13/78, 8/2/83-Sch. 68, 11/6/84-Sch. 74, 11/26/85-Sch. 77, Deleted 7/15/93
- 2-A-8b Added 5/31/77-Sch. 52, Deleted 2/13/78

**PART 2 - RATE SCHEDULES AND SERVICE CHARGES FOR USE OF WATER**  
**(Continued)**

**SECTION A - WATER USE DOMESTIC, COMMERCIAL, INDUSTRIAL AND**  
**AGRICULTURAL USES (Continued)**

2-A-9 WATERWORKS DISTRICT NO. 21, KAGEL CANYON

2-A-9a WATER SOLD TO CUSTOMERS WITHIN THE 2105 SERVICE ZONE:

RATE SCHEDULE 2105

Meter Size	Billing Units	Monthly Allowance 100 CF	Monthly Service Charge
3/4"	1	5	\$ 53.792
3/4"x1"	1	5	\$ 53.792
1"	2	10	\$ 107.584
1 1/2"	3	15	\$ 161.376
2"	5	25	\$ 268.960
2 1/2"	7	35	\$ 376.544
3"	11	55	\$ 591.712
4"	17	85	\$ 914.464
6"	33	165	\$ 1,775.136
8"	53	265	\$ 2,850.976
10"	77	385	\$ 4,141.984
12"	100	500	\$ 5,379.200

SERVICE CHARGE per month for meter sizes other than shown above, the charge per billing unit is \$53.792.

QUANTITY CHARGE for each 100 cubic feet of water used in a month in excess of the monthly allowance is \$7.725.

Service Charge includes 500 cubic feet of water per billing unit per month.

Water Service will be provided to the County of Los Angeles-owned Dexter Park and the Fire Station, located outside the District's boundaries, pursuant to the Agreement between the District and the County.

2-A-9 Rev. 6/55, 9/55, 5/57, 11/57, 6/64, 9/66, 8/69, 4/22/75  
 2-A-9a Added 4/75, Rev. 5/31/77-Sch. 48, 6/13/78, 8/29/78-Sch. 54, 6/12/79-Sch. 60R, 8/18/81-Sch. 66, 8/2/83-Sch. 68, 8/13/83-Sch. 68, 8/13/85-Sch. 75, Rev. 7/15/93, 9/24/02; Rev. 10/24/06, 1/08, 1/09, 2/10, 1/15, 1/16, 1/17, 1/18, 1/19, 1/20, 1/21, 1/22, 1/23, 1/24

**PART 2 - RATE SCHEDULES AND SERVICE CHARGES FOR USE OF WATER**  
**(Continued)**

**SECTION A - WATER USE DOMESTIC, COMMERCIAL, INDUSTRIAL AND**  
**AGRICULTURAL USES (Continued)**

WATER SOLD TO CUSTOMERS OUTSIDE DISTRICT, see Rule 2-A-25a:

RATE SCHEDULE 2107

2-A-9b FACILITIES REPAIR SURCHARGE

When the water facility repair expenditures exceed the current year budgeted estimate for the District and no emergency disaster funding is available from State or Federal agencies, the Board of Supervisors, as the governing Board for the District, may find that there is shortage of District General Fund revenues and establish a Facilities Repair Surcharge in an amount not to exceed \$1.00 per 100 cubic feet of water sold. The District must give the customers mailed notice of the amount and duration of the proposed surcharge at least ten days before the Board will consider its approval. The surcharge will become effective no sooner than the first full billing period after the date of the Board approval.

2-A-10 WATERWORKS DISTRICT NO. 22, LIBERTY ACRES  
SERVICE TRANSFERRED TO SOUTHERN CALIFORNIA WATER CO.  
8/31/91

- 2-A-9a Added 4/75, Rev. 5/31/77-Sch. 48, 6/13/78, 8/29/78-Sch. 54, 6/12/79-Sch. 60R, 8/18/81-Sch. 66, 8/2/83-Sch. 68, 8/13/83-Sch. 68, 8/13/85-Sch. 75, Rev. 7/15/93, 9/24/02; Rev. 10/24/06
- 2-A-9b Added 5/31/77-Sch. 52, Deleted 1/23/78, Reinstated 6/8/95-Ordinance No. 95-0026.
- 2-A-9c Removed 1/13
- 2-A-9d Removed 1/13
- 2-A-10 Rev. 5/44, 6/55, 6/56, 5/57, 5/59, 2/63, 6/64, 9/66, 8/69, 4/22/75, Rev. 7/15/93
- 2-A-10a Added 4/75, 3/22/77-Sch. 44, 6/13/78, 8/29/78-Sch. 54, 6/12/79-Sch. 55, 8/18/81-Sch. 66, 8/3/82-Sch. 67C, 8/2/83-Sch. 68, 11/16/84-Sch. 74, 11/26/85-Sch. 77, Deleted 7/15/93
- 2-A-10b Added 4/75, 6/12/79-Sch. 55, Deleted 7/15/93
- 2-A-10c Added 5/31/77-Sch. 52, Deleted 1/23/78
- 2-A-11 Rev. 7/69, Deleted 2/61

**PART 2 - RATE SCHEDULES AND SERVICE CHARGES FOR USE OF WATER**  
**(Continued)**  
**SECTION A - WATER USE DOMESTIC, COMMERCIAL, INDUSTRIAL AND**  
**AGRICULTURAL USES (Continued)**

2-A-12 WATERWORKS DISTRICT NO. 40, ANTELOPE VALLEY, REGION 24,  
PEARBLOSSOM

2-A-12a WATER SOLD TO CUSTOMERS WITHIN REGION 24:

RATE SCHEDULE 2405

Meter Size	Billing Units	Monthly Allowance 100 CF	Monthly Service Charge
3/4"	1	5	\$ 32.863
3/4"x1"	1	5	\$ 32.863
1"	2	10	\$ 65.726
1 1/2"	3	15	\$ 98.589
2"	5	25	\$ 164.315
2 1/2"	7	35	\$ 230.041
3"	11	55	\$ 361.493
4"	17	85	\$ 558.671
6"	33	165	\$ 1,084.479
8"	53	265	\$ 1,741.739
10"	77	385	\$ 2,530.451
12"	100	500	\$ 3,286.300

SERVICE CHARGE per month for meter sizes other than shown above, the charge per billing unit is \$32.863.

QUANTITY CHARGE for each 100 cubic feet of water used in a month in excess of the monthly allowance is \$1.891.

2-A-12 Added 6/60, Rev. 04/22/03

2-A-12a Added 6/60, Rev. 6/64, 9/66, 8/69, 4/22/75, 2/1/77-Sch. 41R, 6/13/78, 8/29/78-Sch. 54, 8/18/81-Sch. 66, 8/2/83-Sch. 68, 8/13/85-Sch. 75, Rev. 7/15/93, 04/22/03; Rev. 2/05, 1/08, 1/09, 2/10, 1/11, 1/12, 3/13, 1/14, 1/15, 1/16, 1/17, 1/18, 1/19, 1/20, 1/21, 1/22, 1/23, 1/24

**PART 2 - RATE SCHEDULES AND SERVICE CHARGES FOR USE OF WATER**  
**(Continued)**

**SECTION A - WATER USE DOMESTIC, COMMERCIAL, INDUSTRIAL AND**  
**AGRICULTURAL USES (Continued)**

FOR ALL 3/4" METERS (5/8"x3/4", 3/4", and 3/4"x1")

SUMMER CONSERVATION CREDIT for each 100 cubic feet of water used in summer months (three consecutive two month billing cycles) in excess of the monthly allowance, but less than or equal to 2000 cubic feet is \$0.189 (10% of the regular Quantity Charge).

SUMMER EFFECTIVE QUANTITY ADJUSTMENT for each 100 cubic feet of water used in summer months (three consecutive two month billing cycles) in excess of 2000 cubic feet, but less than or equal to 9500 cubic feet is \$0.095 (additional 5% adjustment on the regular Quantity Charge).

SUMMER EXCESSIVE SURCHARGE for each 100 cubic feet of water used in summer months (three consecutive two month billing cycles) in excess of 9500 cubic feet is \$0.946 (additional 50% surcharge to the regular Quantity Charge).

WINTER CONSERVATION CREDIT for each 100 cubic feet of water used in winter months (three consecutive two month billing cycles) in excess of the monthly allowance, but less than or equal to 1500 cubic feet is \$0.189 (10% of the regular Quantity Charge).

WINTER EFFECTIVE QUANTITY ADJUSTMENT for each 100 cubic feet of water used in winter months (three consecutive two month billing cycles) in excess of 1500 cubic feet, but less than or equal to 3500 cubic feet is \$0.095 (additional 5% adjustment on the regular Quantity Charge).

WINTER EXCESSIVE SURCHARGE for each 100 cubic feet of water used in winter months (three consecutive two month billing cycles) in excess of 3500 cubic feet is \$0.946 (additional 50% surcharge to the regular Quantity Charge).

Service Charge includes 500 cubic feet of water per billing unit per month.

See Rule 2-A-4j for Facilities Construction Surcharge.

The District Engineer will annually review the above water rate schedule and make recommendation to the Board for adjustment on January 1.

2-A-12a Added 6/60, Rev. 6/64, 9/66, 8/69, 4/22/75, 2/1/77-Sch. 41R, 6/13/78, 8/29/78-Sch. 54, 8/18/81-Sch. 66, 8/2/83-Sch. 68, 8/13/85-Sch. 75, Rev. 7/15/93, 04/22/03; Rev. 2/05, 1/08, 1/09, 2/10, 1/11, 3/12, 1/14, 1/15, 1/16, 1/17, 1/18, 1/19, 1/20, 1/21, 1/22, 1/23, 1/24

**PART 2 - RATE SCHEDULES AND SERVICE CHARGES FOR USE OF WATER**  
**(Continued)**

**SECTION A - WATER USE DOMESTIC, COMMERCIAL, INDUSTRIAL AND**  
**AGRICULTURAL USES (Continued)**

WATER SOLD TO CUSTOMERS OUTSIDE DISTRICT, see Rule 2-A-25a:  
 RATE SCHEDULE 2406

2-A-13 WATERWORKS DISTRICT NO. 26, EL PORTO BEACH  
 SERVICE TRANSFERRED TO CITY OF MANHATTAN BEACH 7/1/83

2-A-14 WATERWORKS DISTRICT NO. 40, ANTELOPE VALLEY, REGION 27,  
 LITTLEROCK

2-A-14a WATER SOLD TO CUSTOMERS WITHIN REGION 27:

RATE SCHEDULE 2705

Meter Size	Billing Units	Monthly Allowance 100 CF	Monthly Service Charge
3/4"	1	5	\$ 36.056
3/4"x1"	1	5	\$ 36.056
1"	2	10	\$ 72.112
1 1/2"	3	15	\$ 108.168
2"	5	25	\$ 180.280
2 1/2"	7	35	\$ 252.392
3"	11	55	\$ 396.616
4"	17	85	\$ 612.952
6"	33	165	\$ 1,189.848
8"	53	265	\$ 1,910.968
10"	77	385	\$ 2,776.312
12"	100	500	\$ 3,605.600

SERVICE CHARGE per month for meter sizes other than shown above, the charge per billing unit is \$36.056.

QUANTITY CHARGE for each 100 cubic feet of water used in a month in excess of the monthly allowance is \$1.891.

2-A-12b Added 6/60, Rev. 6/64, 10,66, 8/69, 4/22/75, 2/1/75-Sch. 41R, 6/12/78, 8/29/78-Sch. 54, 8/18/81-Sch. 66, 8/2/83-Sch. 68, 8/13/85-Sch. 75, Rev. 7/15/93, Deleted 04/22/03

2-A-14 Added 10/57, Rev. 6/58, 4/22/03

2-A-14a Added 7/59, Rev. 9/66, 8/69, 4/22/75, 5/31/77-Sch. 45, 6/13/78, 8/29/78-Sch. 54, 8/18/81-Sch. 66, 8/2/83-Sch. 68, 8/13/85-Sch. 75, Rev. 7/15/93, 4/22/03; Rev. 2/05, 1/08, 1/09, 2/10, 1/11, 1/12, 3/13, 1/14, 1/15, 1/16, 1/17, 1/18, 1/19, 1/20, 1/21, 1/22, 1/23, 1/24

**PART 2 - RATE SCHEDULES AND SERVICE CHARGES FOR USE OF WATER**  
**(Continued)**

**SECTION A - WATER USE DOMESTIC, COMMERCIAL, INDUSTRIAL AND**  
**AGRICULTURAL USES (Continued)**

FOR ALL 3/4" METERS (5/8"x3/4", 3/4", and 3/4"x1")

SUMMER CONSERVATION CREDIT for each 100 cubic feet of water used in summer months (three consecutive two month billing cycles) in excess of the monthly allowance, but less than or equal to 2000 cubic feet is \$0.189 (10% of the regular Quantity Charge).

SUMMER EFFECTIVE QUANTITY ADJUSTMENT for each 100 cubic feet of water used in summer months (three consecutive two month billing cycles) in excess of 2000 cubic feet, but less than or equal to 9500 cubic feet is \$0.095 (additional 5% adjustment on the regular Quantity Charge).

SUMMER EXCESSIVE SURCHARGE for each 100 cubic feet of water used in summer months (three consecutive two month billing cycles) in excess of 9500 cubic feet is \$0.946 (additional 50% surcharge to the regular Quantity Charge).

WINTER CONSERVATION CREDIT for each 100 cubic feet of water used in winter months (three consecutive two month billing cycles) in excess of the monthly allowance, but less than or equal to 1500 cubic feet is \$0.189 (10% of the regular Quantity Charge).

WINTER EFFECTIVE QUANTITY ADJUSTMENT for each 100 cubic feet of water used in winter months (three consecutive two month billing cycles) in excess of 1500 cubic feet, but less than or equal to 3500 cubic feet is \$0.095 (additional 5% adjustment on the regular Quantity Charge).

WINTER EXCESSIVE SURCHARGE for each 100 cubic feet of water used in winter months (three consecutive two month billing cycles) in excess of 3500 cubic feet is \$0.946 (additional 50% surcharge to the regular Quantity Charge).

Service Charge includes 500 cubic feet of water per billing unit per month.  
See Rule 2-A-4j for Facilities Construction Surcharge.

The District Engineer will annually review the above water rate schedule and make recommendation to the Board for adjustment on January 1.

**WATER SOLD TO CUSTOMERS OUTSIDE DISTRICT, see Rule 2-A-25a:  
RATE SCHEDULE 2706**

2-A-14a Added 7/59, Rev. 9/66, 8/69, 4/22/75, 5/31/77-Sch. 45, 6/13/78, 8/29/78-Sch. 54, 8/18/81-Sch. 66, 8/2/83-Sch. 68, 8/13/85-Sch. 75, Rev. 7/15/93, 4/22/03; Rev. 2/05, 1/08, 1/09, 2/10, 1/11, 1/12, 3/13, 1/14, 1/15, 1/16, 1/17, 1/18, 1/19, 1/20, 1/21, 1/22, 1/23, 1/24

**PART 2 - RATE SCHEDULES AND SERVICE CHARGES FOR USE OF WATER**  
**(Continued)**

**SECTION A - WATER USE DOMESTIC, COMMERCIAL, INDUSTRIAL AND**  
**AGRICULTURAL USES (Continued)**

2-A-16 WATERWORKS DISTRICT NO. 29, MALIBU,

2-A-16a TIERED-RATE STRUCTURE

The QUANTITY CHARGE for District No. 29, shall be separated into three tiers, namely the CONSERVATION USE CHARGE, NORMAL USE CHARGE, and EXCESSIVE USE CHARGE.

During summer months, (three consecutive two month billing cycles, the CONSERVATION USE CHARGE shall apply to each 100 cubic feet of water used in excess of the monthly allowance, but less than or equal to 2,000 cubic feet per billing unit.

During summer months (three consecutive two month billing cycles), the NORMAL USE CHARGE shall apply to each 100 cubic feet of water used in excess of 2,000 cubic feet per billing unit, but less than or equal to 5,000 cubic feet per billing unit.

During summer months (three consecutive two month billing cycles), the EXCESSIVE USE CHARGE shall apply to each 100 cubic feet of water used in excess of 5,000 cubic feet per billing unit.

During winter months (three consecutive two month billing cycles), the CONSERVATION USE CHARGE shall apply to each 100 cubic feet of water used in excess of the monthly allowance, but less than or equal to 1,500 cubic feet per billing unit.

During winter months (three consecutive two month billing cycles), the NORMAL USE CHARGE shall apply to each 100 cubic feet of water used in excess of 1,500 cubic feet per billing unit, but less than or equal to 3,500 cubic feet per billing unit.

During winter months (three consecutive two month billing cycles), the EXCESSIVE USE CHARGE for each 100 cubic feet of water used in excess of 3,500 cubic feet per billing unit.

**WATER SOLD TO CUSTOMERS OUTSIDE DISTRICT, see Rule 2-A-25a:  
RATE SCHEDULE 2955**

2-A-16 Added 3/62

2-A-16a Added 7/62, Rev. 2/63, 4/65, 4/66, 8/69, 4/22/75, 2/1/77-Sch. 41R, 5/31/77-Sch. 52, 7/13/78-Sch. 53, 8/18/81-Sch. 66, 8/3/82-Sch. 670, 8/2/83-Sch. 68, 2/7/84-Sch. 72, 8/13/85-Sch. 75, Rev. 6/24/93, 9/1/94, Rev. 10/10/96-Ordinance No. 96-0056, Added tiered-rate 10/24/06

**PART 2 - RATE SCHEDULES AND SERVICE CHARGES FOR USE OF WATER**  
**(Continued)**

**SECTION A - WATER USE DOMESTIC, COMMERCIAL, INDUSTRIAL AND**  
**AGRICULTURAL USES (Continued)**

2-A-16b WATER SOLD TO CUSTOMERS WITHIN THE DISTRICT, EAST MALIBU  
 NON-PUMPED ZONE-METERED SERVICE:

BRN 29-54 RATE SCHEDULE 2954

Meter Size	Billing Units	Monthly Allowance 100 CF	Monthly Service Charge
3/4"	1	5	\$ 45.327
3/4"x1"	1	5	\$ 45.327
1"	2	10	\$ 90.654
1 1/2"	3	15	\$ 135.981
2"	5	25	\$ 226.635
2 1/2"	7	35	\$ 317.289
3"	11	55	\$ 498.597
4"	17	85	\$ 770.559
6"	33	165	\$ 1,495.791
8"	53	265	\$ 2,402.331
10"	77	385	\$ 3,490.179
12"	100	500	\$ 4,532.700

SERVICE CHARGE per month for meter sizes other than shown above, the charge per billing unit is \$45.327.

CONSERVATION USE CHARGE IS.....\$7.682

NORMAL USE CHARGE IS.....\$8.955

EXCESSIVE USE CHARGE IS .....\$12.758

Service Charge includes 500 cubic feet of water per billing unit per month.

See Rule 2-A-16o for Facilities Construction Surcharge.

The District Engineer will annually review the above water rate schedule and make recommendations to the Board for an adjustment on January 1.

2-A-16b Added 7/62, Rev. 10/63, 8/69, 4/22/75, 2/1/77-Sch. 41R, 5/31/77-Sch. 52, 7/13/78-Sch. 53, 8/18/81-Sch. 66, 8/3/82-Sch. 67D, 8/2/83-Sch. 68, 2/7/84-Sch. 72, 8/13/85-Sch. 75, Rev. 6/24/93, 9/1/94, Rev. 10/10/96-Ordinance No. 96-0056, Rev. 10/24/06, 1/08, 1/09, 2/10, 1/11, 1/12, 1/13, 1/14, 1/15, 1/16, 1/17, 1/18, 1/20, 1/21, 1/23, 1/24

**PART 2 - RATE SCHEDULES AND SERVICE CHARGES FOR USE OF WATER**

**(Continued)**

**SECTION A - WATER USE - DOMESTIC, COMMERCIAL, INDUSTRIAL, AND AGRICULTURAL USES (Continued)**

2-A-16c WATER SOLD TO CUSTOMERS WITHIN DISTRICT; EAST MALIBU PUMPED ZONE-METERED SERVICE: (includes Big Rock Mesa, Las Flores Mesa, Hume Tract, and Sunset Mesa areas).

**BRN 29-57 RATE SCHEDULE 2957**

Meter Size	Billing Units	Monthly Allowance 100 CF	Monthly Service Charge
3/4"	1	5	\$ 45.327
3/4"x1"	1	5	\$ 45.327
1"	2	10	\$ 90.654
1 1/2"	3	15	\$ 135.981
2"	5	25	\$ 226.635
2 1/2"	7	35	\$ 317.289
3"	11	55	\$ 498.597
4"	17	85	\$ 770.559
6"	33	165	\$ 1,495.791
8"	53	265	\$ 2,402.331
10"	77	385	\$ 3,490.179
12"	100	500	\$ 4,532.700

SERVICE CHARGE per month for meter sizes other than shown above, the charge per billing unit is \$45.327

CONSERVATION USE CHARGE IS..... \$7.966

NORMAL USE CHARGE IS..... \$9.336

EXCESSIVE USE CHARGE IS .....\$13.308

Service Charge includes 500 cubic feet of water per billing unit per month.

See Rule 2-A-16o for Facilities Construction Surcharge.

The District Engineer will annually review the above water rate schedule and make recommendations to the Board for an adjustment on January 1.

**WATER SOLD TO CUSTOMERS OUTSIDE DISTRICT, see Rule 2-A-25a:  
RATE SCHEDULE 2958**

2-A-16c Added 8/64, Deleted 8/19/81, Rev. 4/22/75, 2/1/77-Sch. 41R, 5/31/77-Sch. 52, 7/13/78-Sch. 53, Deleted 8/18/81, Rev. 10/06, 1/08, 1/09, 2/10, 1/11, 1/12, 1/13, 1/14, 1/15, 1/16, 1/17, 1/18, 1/20, 1/21, 1/23, 1/24

**PART 2 - RATE SCHEDULES AND SERVICE CHARGES FOR USE OF WATER**

**(Continued)**

**SECTION A - WATER USE - DOMESTIC, COMMERCIAL, INDUSTRIAL, AND AGRICULTURAL USES (Continued)**

2-A-16d WATER SOLD TO CUSTOMERS WITHIN DISTRICT; TOPANGA PUMPED ZONE-METERED SERVICE: (includes Topanga Canyon, Tuna Canyon, and Saddle Peak areas).

**BRN 29-60 RATE SCHEDULE 2960**

Meter Size	Billing Units	Monthly Allowance 100 CF	Monthly Service Charge
3/4"	1	5	\$ 45.327
3/4"x1"	1	5	\$ 45.327
1"	2	10	\$ 90.654
1 1/2"	3	15	\$ 135.981
2"	5	25	\$ 226.635
2 1/2"	7	35	\$ 317.289
3"	11	55	\$ 498.597
4"	17	85	\$ 770.559
6"	33	165	\$ 1,495.791
8"	53	265	\$ 2,402.331
10"	77	385	\$ 3,490.179
12"	100	500	\$ 4,532.700

SERVICE CHARGE per month for meter sizes other than shown above, the charge per billing unit is \$45.327.

CONSERVATION USE CHARGE IS..... \$8.081

NORMAL USE CHARGE IS..... \$9.411

EXCESSIVE USE CHARGE IS ..... \$13.444

Service Charge includes 500 cubic feet of water per billing unit per month. See Rule 2-A-16o for Facilities Construction Surcharge.

The District Engineer will annually review the above water rate schedule and make recommendations to the Board for adjustment on January 1.

**WATER SOLD TO CUSTOMERS OUTSIDE DISTRICT, see Rule 2-A-25a: RATE SCHEDULE 2961**

2-A-16d Added 8/69, Rev. 4/22/75, 2/1/77-Sch. 41R, 5/31/77-Sch. 52, 7/13/78-Sch. 53, 8/18/81-Sch. 66, 8/3/82 Sch. 67D, 8/2/83-Sch. 68, 2/7/84-Sch. 72, 8/13/85-Sch. 75, Rev. 6/24/93, 9/1/94, Rev. 10/10/96-Ordinance No. 96-0056; Rev. 10/24/06, 1/08, 1/09, 2/10, 1/11, 1/12, 1/13, 1/14, 1/15, 1/16, 1/17, 1/18, 1/20, 1/21, 1/23, 1/24

**PART 2 - RATE SCHEDULES AND SERVICE CHARGES FOR USE OF WATER**

**(Continued)**

**SECTION A - WATER USE - DOMESTIC, COMMERCIAL, INDUSTRIAL, AND AGRICULTURAL USES (Continued)**

2-A-16e WATER SOLD TO CUSTOMERS WITHIN DISTRICT; AREA OF RANCHO TOPANGA-MALIBU SEQUIT:

BRN 29-62 RATE SCHEDULE 2962

Meter Size	Billing Units	Monthly Allowance 100 CF	Monthly Service Charge
3/4"	1	5	\$ 45.327
3/4"x1"	1	5	\$ 45.327
1"	2	10	\$ 90.654
1 1/2"	3	15	\$ 135.981
2"	5	25	\$ 226.635
2 1/2"	7	35	\$ 317.289
3"	11	55	\$ 498.597
4"	17	85	\$ 770.559
6"	33	165	\$ 1,495.791
8"	53	265	\$ 2,402.331
10"	77	385	\$ 3,490.179
12"	100	500	\$ 4,532.700

SERVICE CHARGE per month for meter sizes other than shown above, the charge per billing unit is \$45.327.

CONSERVATION USE CHARGE IS..... \$8.081

NORMAL USE CHARGE IS..... \$9.411

EXCESSIVE USE CHARGE IS ..... \$13.444

Service Charge includes 500 cubic feet of water per billing unit per month.

2-A-16e Added 4/71, Rev. 4/22/75, 2/1/77-Sch. 41R, 5/31/77-Sch. 52, 7/13/78 Sch. 53, 8/18/81-Sch. 66, 8/3/82-Sch. 67D, 8/2/83-Sch. 68, 2/7/84-Sch. 72, 8/13/85-Sch. 75, Rev. 6/24/93 Rev. 10/24/06, 1/08, 1/09, 2/10, 1/11, 1/12, 1/13, 1/14, 1/15, 1/16, 1/17, 1/18, 1/20, 1/21, 1/23, 1/24

**PART 2 - RATE SCHEDULES AND SERVICE CHARGES FOR USE OF WATER**  
**(Continued)**

**SECTION A - WATER USE DOMESTIC, COMMERCIAL, INDUSTRIAL AND**  
**AGRICULTURAL USES (Continued)**

See Rule 2-A-16o for Facilities Construction Surcharge.

The District Engineer will annually review the above water rate schedule and make recommendations to the Board for adjustment on January 1.

2-A-16g WATER SOLD TO CUSTOMERS OUTSIDE DISTRICT, see Rule 2-A-25a:  
RATE SCHEDULES 2955, 2958, 2961, and 2963

2-A-16m WATER SOLD TO CUSTOMERS OUTSIDE DISTRICT:  
RATE SCHEDULE 2965

WATER SOLD TO CUSTOMERS PARTLY INSIDE AND PARTLY OUTSIDE DISTRICT: The total monthly charge shall be the "inside the District total charge for the applicable water service area", increased by twenty-five percent (25%).

2-A-16o SURCHARGE FOR FACILITIES CONSTRUCTION: The Service Charge shall be increased by the amount of \$2.420 per billing unit per month.

The Quantity Charge shall be increased by the amount of \$0.961 per each 100 cubic-feet of water consumed in excess of the service charge allowance.

Revenues derived from the Service Charge and Quantity Charge Surcharges for Facilities Construction shall be deposited in the District's Accumulative Capital Fund and shall be used exclusively for the construction of new water system facilities for the replacement of older facilities, including the improvement of the water system.

2-A-16f Added 4/71, Rev. 4/22/75, Deleted 2/1/77-Sch. 41R; Rev. 10/24/06  
2-A-16g Added 4/71, Rev. 4/22/75, 5/31/77-Sch. 52, 2/7/84-Sch. 72, 8/13/85, Sch. 75, Rev. 7/15/93  
2-A-16h Added 4/22/75, 5/31/77-Sch. 52, Rev. 2/7/84-Sch. 72, 8/13/85-Sch. 75, Rev. 7/15/93, Deleted 7/29/93  
2-A-16i Added 7/15/75, Deleted 2/15/77-Sch. 42  
2-A-16j Added 5/31/77-Sch. 52, Deleted 1/2/78  
2-A-16k Added 5/31/77-Sch. 52, Deleted 1/2/78  
2-A-16l Added 5/31/77-Sch. 52, Deleted 1/2/78  
2-A-16m Added 3/25/81, Rev. 2/7/84-Sch. 72, 8/13/85-Sch. 75, Rev. 7/15/93  
2-A-16n Added 7/22/80-Sch. 63, Deleted 9/84  
2-A-16o Added 8/3/82-Sch.67C; Rev 7/15/93; Rev. 10/24/06, 1/08, 2/10, 1/11, 1/12, 1/13, 1/15, 1/16, 1/17  
2-A-16p Added 9/4/84-Sch. 73; Deleted - Big Rock Land Movement Surcharge was removed as of 5/31/87

**PART 2 - RATE SCHEDULES AND SERVICE CHARGES FOR USE OF WATER**  
**(Continued)**

**SECTION A - WATER USE DOMESTIC, COMMERCIAL, INDUSTRIAL AND**  
**AGRICULTURAL USES (Continued)**

2-A-17 WATERWORKS DISTRICT NO. 40, ANTELOPE VALLEY, REGION 33,  
 SUN VILLAGE

2-A-17a WATER SOLD TO CUSTOMERS WITHIN REGION 33:

RATE SCHEDULE 3303

Meter Size	Billing Units	Monthly Allowance 100 CF	Monthly Service Charge
3/4"	1	5	\$ 36.056
3/4"x1"	1	5	\$ 36.056
1"	2	10	\$ 72.112
1 1/2"	3	15	\$ 108.168
2"	5	25	\$ 180.280
2 1/2"	7	35	\$ 252.392
3"	11	55	\$ 396.616
4"	17	85	\$ 612.952
6"	33	165	\$ 1,189.848
8"	53	265	\$ 1,910.968
10"	77	385	\$ 2,776.312
12"	100	500	\$ 3,605.600

SERVICE CHARGE per month for meter sizes other than shown above,  
 the charge per billing unit is \$36.056.

QUANTITY CHARGE for each 100 cubic feet of water used in a month in  
 excess of the monthly allowance is \$1.891.

2-A-17 Added 11/62; Rev. 8/63, 3/64, 4/22/03, 1/08  
 2-A-17a Rev. 8/69, 4/22/75, 2/1/77-Sch. 41R, 6/13/78, 8/29/78-Sch. 54, 3/13/79-Sch. 57, 8/12/81-Sch.  
 66, 8/2/83-Sch. 68, 8/13/85-Sch. 7, Rev. 7/15/93, 4/22/03; Rev. 2/05, 1/08, 1/09, 2/10, 1/11,  
 1/12, 3/13, 1/14, 1/15, 1/16, 1/17, 1/18, 1/19, 1/20, 1/21, 1/22, 1/23, 1/24

**PART 2 - RATE SCHEDULES AND SERVICE CHARGES FOR USE OF WATER**  
**(Continued)**

**SECTION A - WATER USE DOMESTIC, COMMERCIAL, INDUSTRIAL AND**  
**AGRICULTURAL USES (Continued)**

FOR ALL 3/4" METERS (5/8"x3/4", 3/4", and 3/4"x1")

SUMMER CONSERVATION CREDIT for each 100 cubic feet of water used in summer months (three consecutive two month billing cycles) in excess of the monthly allowance, but less than or equal to 2000 cubic feet is \$0.189 (10% of the regular Quantity Charge).

SUMMER EFFECTIVE QUANTITY ADJUSTMENT for each 100 cubic feet of water used in summer months (three consecutive two month billing cycles) in excess of 2000 cubic feet, but less than or equal to 9000 cubic feet is \$0.095 (additional 5% adjustment on the regular Quantity Charge).

SUMMER EXCESSIVE SURCHARGE for each 100 cubic feet of water used in summer months (three consecutive two month billing cycles) in excess of 9000 cubic feet is \$0.946 (additional 50% surcharge to the regular Quantity Charge).

WINTER CONSERVATION CREDIT for each 100 cubic feet of water used in winter months (three consecutive two month billing cycles) in excess of the monthly allowance, but less than or equal to 1500 cubic feet is \$0.189 (10% of the regular Quantity Charge).

WINTER EFFECTIVE QUANTITY ADJUSTMENT for each 100 cubic feet of water used in winter months (three consecutive two month billing cycles) in excess of 1500 cubic feet, but less than or equal to 3500 cubic feet is \$0.095 (additional 5% adjustment on the regular Quantity Charge).

WINTER EXCESSIVE SURCHARGE for each 100 cubic feet of water used in winter months (three consecutive two month billing cycles) in excess of 3500 cubic feet is \$0.946 (additional 50% surcharge to the regular Quantity Charge).

Service Charge includes 500 cubic feet of water per billing unit per month.

See Rule 2-A-4j for Facilities Construction Surcharge.

The District Engineer will annually review the above water rate schedule and make recommendation to the Board for adjustment on January 1.

**WATER SOLD TO CUSTOMERS OUTSIDE DISTRICT, see Rule 2-A-25a:  
RATE SCHEDULE 3304**

2-A-17a Rev. 8/69, 4/22/75, 2/1/77-Sch. 41R, 6/13/78, 8/29/78-Sch. 54, 3/13/79-Sch. 57, 8/12/81-Sch. 66, 8/2/83-Sch. 68, 8/13/85-Sch. 7, Rev. 7/15/93, 4/22/03; Rev. 2/05, 1/08, 1/09, 2/10, 1/11, 1/12, 3/13, 1/14, 1/15, 1/16, 1/17, 1/18, 1/19, 1/20, 1/21, 1/22, 1/23, 1/24

**PART 2 - RATE SCHEDULES AND SERVICE CHARGES FOR USE OF WATER**  
**(Continued)**

**SECTION A - WATER USE DOMESTIC, COMMERCIAL, INDUSTRIAL AND**  
**AGRICULTURAL USES (Continued)**

2-A-18 WATERWORKS DISTRICT NO. 40, ANTELOPE VALLEY, REGION 34,  
 DESERT VIEW HIGHLANDS

2-A-18a WATER SOLD TO CUSTOMERS WITHIN THE 2911 SERVICE ZONES:

**RATE SCHEDULE 3405**

Meter Size	Billing Units	Monthly Allowance 100 CF	Monthly Service Charge
3/4"	1	5	\$ 35.036
3/4"x1"	1	5	\$ 35.036
1"	2	10	\$ 70.072
1 1/2"	3	15	\$ 105.108
2"	5	25	\$ 175.180
2 1/2"	7	35	\$ 245.252
3"	11	55	\$ 385.396
4"	17	85	\$ 595.612
6"	33	165	\$ 1,156.188
8"	53	265	\$ 1,856.908
10"	77	385	\$ 2,697.772
12"	100	500	\$ 3,503.600

SERVICE CHARGE per month for meter sizes other than shown above,  
 charge per billing unit is \$35.036.

QUANTITY CHARGE for each 100 cubic feet of water used in a month in  
 excess of the monthly allowance is \$3.062.

2-A-18 Added 3/64; Rev. 4/22/03

2-A-18a Added 3/63, Rev. 6/64, 9/66, 10/68, 4/22/75 5/31/77-Sch. 46, 6/13/78, 8/29/78-Sch. 56,  
 8/18/81-Sch. 66, 8/2/83-Sch. 68, 8/13/85-Sch. 75, Rev. 7/15/93, 4/22/03; Rev. 2/05, 1/08,  
 1/09, 2/10, 1/11. 1/12, 3/13, 1/14, 1/15, 1/16, 1/17, 1/18, 1/19, 1/20, 1/21, 1/22, 1/23, 1/24

**PART 2 - RATE SCHEDULES AND SERVICE CHARGES FOR USE OF WATER**  
**(Continued)**

**SECTION A - WATER USE DOMESTIC, COMMERCIAL, INDUSTRIAL AND**  
**AGRICULTURAL USES (Continued)**

FOR ALL 3/4" METERS (5/8"x3/4", 3/4", and 3/4"x1")

SUMMER CONSERVATION CREDIT for each 100 cubic feet of water used in summer months (three consecutive two month billing cycles) in excess of the monthly allowance, but less than or equal to 2000 cubic feet is \$0.306 (10% of the regular Quantity Charge).

SUMMER EFFECTIVE QUANTITY ADJUSTMENT for each 100 cubic feet of water used in summer months (three consecutive two month billing cycles) in excess of 2000 cubic feet, but less than or equal to 6500 cubic feet is \$0.153 (additional 5% adjustment on the regular Quantity Charge).

SUMMER EXCESSIVE SURCHARGE for each 100 cubic feet of water used in summer months (three consecutive two month billing cycles) in excess of 6500 cubic feet is \$1.531 (additional 50% surcharge to the regular Quantity Charge).

WINTER CONSERVATION CREDIT for each 100 cubic feet of water used in winter months (three consecutive two month billing cycles) in excess of the monthly allowance, but less than or equal to 1500 cubic feet is \$0.306 (10% of the regular Quantity Charge).

WINTER EFFECTIVE QUANTITY ADJUSTMENT for each 100 cubic feet of water used in winter months (three consecutive two month billing cycles) in excess of 1500 cubic feet, but less than or equal to 3000 cubic feet is \$0.153 (additional 5% adjustment on the regular Quantity Charge).

WINTER EXCESSIVE SURCHARGE for each 100 cubic feet of water used in winter months (three consecutive two month billing cycles) in excess of 3000 cubic feet is \$1.531 (additional 50% surcharge to the regular Quantity Charge).

Service Charge includes 500 cubic feet of water per billing unit per month.

See Rule 2-A-4j for Facilities Construction Surcharge.

The District Engineer will annually review the above water rate schedule and make recommendation to the Board for adjustment on January 1.

2-A-18a Added 3/63, Rev. 6/64, 9/66, 10/68, 4/22/75 5/31/77-Sch. 46, 6/13/78, 8/29/78-Sch. 56, 8/18/81-Sch. 66, 8/2/83-Sch. 68, 8/13/85-Sch. 75, Rev. 7/15/93, 4/22/03; Rev. 2/05, 1/08, 1/09, 2/10, 1/11, 1/12, 3/13, 1/14, 1/15, 1/16, 1/17, 1/18, 1/19, 1/20, 1/21, 1/22, 1/23, 1/24  
2-A-18b Deleted 4/22/03

**PART 2 - RATE SCHEDULES AND SERVICE CHARGES FOR USE OF WATER**  
**(Continued)**

**SECTION A - WATER USE DOMESTIC, COMMERCIAL, INDUSTRIAL AND**  
**AGRICULTURAL USES (Continued)**

2-A-18a WATER SOLD TO CUSTOMERS WITHIN THE 2911 SERVICE ZONES:  
 In the area of the District known as Ritter Ranch, which is defined in Agreement No. 66407 as amended between the District and Ritter Park Associates, the quantity charge shall apply to the amount of water used in excess of the monthly/minimum up to the maximum allowed per Agreement No. 66407 as amended when the District imposes the water use restrictions required by Part 5 of these Rules.

WATER SOLD TO CUSTOMERS OUTSIDE DISTRICT, see Rule 2-A-25a:  
 RATE SCHEDULE 3408

2-A-18c WATER SOLD TO CUSTOMERS WITHIN THE 2970 AND 3240 SERVICE ZONES EXCLUDING ANAVERDE:  
**RATE SCHEDULE 3404**

Meter Size	Billing Units	Monthly Allowance 100 CF	Monthly Service Charge
3/4"	1	5	\$ 35.036
3/4"x1"	1	5	\$ 35.036
1"	2	10	\$ 70.072
1 1/2"	3	15	\$ 105.108
2"	5	25	\$ 175.180
2 1/2"	7	35	\$ 245.252
3"	11	55	\$ 385.396
4"	17	85	\$ 595.612
6"	33	165	\$ 1,156.188
8"	53	265	\$ 1,856.908
10"	77	385	\$ 2,697.772
12"	100	500	\$ 3,503.600

SERVICE CHARGE per month for meter sizes other than shown above, the charge per billing unit is \$35.036.

QUANTITY CHARGE for each 100 cubic feet of water used in a month in excess of the monthly allowance is \$3.062.

2-A-18a Added 3/63, Rev. 6/64, 9/66, 10/68, 4/22/75 5/31/77-Sch. 46, 6/13/78, 8/29/78-Sch. 56, 8/18/81-Sch. 66, 8/2/83-Sch. 68, 8/13/85-Sch. 75, Rev. 7/15/93, 4/22/03; Rev. 2/05

2-A-18b Deleted 4/22/03

2-A-18c Added 4/22/03; Rev. 2/05, 1/08, 1/09, 2/10, 1/11, 1/12, 3/13, 1/14, 1/15, 1/16, 1/17, 1/18, 1/19, 1/20, 1/21, 1/22, 1/23, 1/24

**PART 2 - RATE SCHEDULES AND SERVICE CHARGES FOR USE OF WATER**  
**(Continued)**

**SECTION A - WATER USE DOMESTIC, COMMERCIAL, INDUSTRIAL AND**  
**AGRICULTURAL USES (Continued)**

FOR ALL 3/4" METERS (5/8"x3/4", 3/4", and 3/4"x1")

SUMMER CONSERVATION CREDIT for each 100 cubic feet of water used in summer months (three consecutive two month billing cycles) in excess of the monthly allowance, but less than or equal to 2000 cubic feet is \$0.306 (10% of the regular Quantity Charge).

SUMMER EFFECTIVE QUANTITY ADJUSTMENT for each 100 cubic feet of water used in summer months (three consecutive two month billing cycles) in excess of 2000 cubic feet, but less than or equal to 6500 cubic feet is \$0.153 (additional 5% adjustment on the regular Quantity Charge).

SUMMER EXCESSIVE SURCHARGE for each 100 cubic feet of water used in summer months (three consecutive two month billing cycles) in excess of 6500 cubic feet is \$1.531 (additional 50% surcharge to the regular Quantity Charge).

WINTER CONSERVATION CREDIT for each 100 cubic feet of water used in winter months (three consecutive two month billing cycles) in excess of the monthly allowance, but less than or equal to 1500 cubic feet is \$0.306 (10% of the regular Quantity Charge).

WINTER EFFECTIVE QUANTITY ADJUSTMENT for each 100 cubic feet of water used in winter months (three consecutive two month billing cycles) in excess of 1500 cubic feet, but less than or equal to 3000 cubic feet is \$0.153 (additional 5% adjustment on the regular Quantity Charge).

WINTER EXCESSIVE SURCHARGE for each 100 cubic feet of water used in winter months (three consecutive two month billing cycles) in excess of 3000 cubic feet is \$1.531 (additional 50% surcharge to the regular Quantity Charge).

Service Charge includes 500 cubic feet of water per billing unit per month.

See Rule 2-A-4j for Facilities Construction Surcharge.

The District Engineer will annually review the above water rate schedule and make recommendation to the Board for adjustment on January 1.

**PART 2 - RATE SCHEDULES AND SERVICE CHARGES FOR USE OF WATER**  
**(Continued)**

**SECTION A - WATER USE DOMESTIC, COMMERCIAL, INDUSTRIAL AND**  
**AGRICULTURAL USES (Continued)**

2-A-18c WATER SOLD TO CUSTOMERS OUTSIDE DISTRICT, see Rule 2-A-25a:  
 RATE SCHEDULE 3408

2-A-18d WATER SOLD TO CUSTOMERS WITHIN THE 3240 SERVICE ZONE,  
 ANAVERDE:

**RATE SCHEDULE 3406**

Meter Size	Billing Units	Monthly Allowance 100 CF	Monthly Service Charge
3/4"	1	5	\$ 35.036
3/4"x1"	1	5	\$ 35.036
1"	2	10	\$ 70.072
1 1/2"	3	15	\$ 105.108
2"	5	25	\$ 175.180
2 1/2"	7	35	\$ 245.252
3"	11	55	\$ 385.396
4"	17	85	\$ 595.612
6"	33	165	\$ 1,156.188
8"	53	265	\$ 1,856.908
10"	77	385	\$ 2,697.772
12"	100	500	\$ 3,503.600

SERVICE CHARGE per month for meter sizes other than shown above,  
 the charge per billing unit is \$35.036.

QUANTITY CHARGE for each 100 cubic feet of water used in a month in  
 excess of the monthly allowance is \$3.381.

FOR ALL 3/4" METERS (5/8"x3/4", 3/4", and 3/4"x1")

SUMMER CONSERVATION CREDIT for each 100 cubic feet of water used in  
 summer months (three consecutive two month billing cycles) in excess of  
 the monthly allowance, but less than or equal to 2000 cubic feet is \$0.338  
 (10% of the regular Quantity Charge).

2-A-18d Added 05/21/07, Rev. 1/08, 1/09, 2/10, 1/11, 1/12, 3/13, 1/14, 1/15, 1/16, 1/17, 1/18, 1/19,  
 1/20, 1/21, 1/22, 1/23, 1/24

**PART 2 - RATE SCHEDULES AND SERVICE CHARGES FOR USE OF WATER**  
**(Continued)**

**SECTION A - WATER USE DOMESTIC, COMMERCIAL, INDUSTRIAL AND**  
**AGRICULTURAL USES (Continued)**

SUMMER EFFECTIVE QUANTITY ADJUSTMENT for each 100 cubic feet of water used in summer months (three consecutive two month billing cycles) in excess of 2000 cubic feet, but less than or equal to 6500 cubic feet is \$0.169 (additional 5% adjustment on the regular Quantity Charge).

SUMMER EXCESSIVE SURCHARGE for each 100 cubic feet of water used in summer months (three consecutive two month billing cycles) in excess of 6500 cubic feet is \$1.690 (additional 50% surcharge to the regular Quantity Charge).

WINTER CONSERVATION CREDIT for each 100 cubic feet of water used in winter months (three consecutive two month billing cycles) in excess of the monthly allowance, but less than or equal to 1500 cubic feet is \$0.338 (10% of the regular Quantity Charge).

WINTER EFFECTIVE QUANTITY ADJUSTMENT for each 100 cubic feet of water used in winter months (three consecutive two month billing cycles) in excess of 1500 cubic feet, but less than or equal to 3000 cubic feet is \$0.169 (additional 5% adjustment on the regular Quantity Charge).

WINTER EXCESSIVE SURCHARGE for each 100 cubic feet of water used in winter months (three consecutive two month billing cycles) in excess of 3000 cubic feet is \$1.690 (additional 50% surcharge to the regular Quantity Charge).

Service Charge includes 500 cubic feet of water per billing unit per month.

See RULE 2-A-4j for Facilities Construction Surcharge.

The District Engineer will annually review the above water rate schedule and make recommendation to the Board for adjustment on January 1.

WATER SOLD TO CUSTOMERS OUTSIDE DISTRICT, see Rule 2-A-25a:  
RATE SCHEDULE 3409

**PART 2 - RATE SCHEDULES AND SERVICE CHARGES FOR USE OF WATER**  
**(Continued)**

**SECTION A - WATER USE DOMESTIC, COMMERCIAL, INDUSTRIAL AND**  
**AGRICULTURAL USES (Continued)**

2-A-18e WATER SOLD TO CUSTOMERS WITHIN THE 3430 SERVICE ZONE,  
 ANAVERDE:

**RATE SCHEDULE 3407**

Meter Size	Billing Units	Monthly Allowance 100 CF	Monthly Service Charge
3/4"	1	5	\$ 35.036
3/4"x1"	1	5	\$ 35.036
1"	2	10	\$ 70.072
1 1/2"	3	15	\$ 105.108
2"	5	25	\$ 175.180
2 1/2"	7	35	\$ 245.252
3"	11	55	\$ 385.396
4"	17	85	\$ 595.612
6"	33	165	\$ 1,156.188
8"	53	265	\$ 1,856.908
10"	77	385	\$ 2,697.772
12"	100	500	\$ 3,503.600

SERVICE CHARGE per month for meter sizes other than shown above,  
 the charge per billing unit is \$35.036.

QUANTITY CHARGE for each 100 cubic feet of water used in a month in  
 excess of the monthly allowance is \$3.550.

FOR ALL 3/4" METERS (5/8"x3/4", 3/4", and 3/4"x1")

SUMMER CONSERVATION CREDIT for each 100 cubic feet of water used in  
 summer months (three consecutive two month billing cycles) in excess of  
 the monthly allowance, but less than or equal to 2000 cubic feet is \$0.355  
 (10% of the regular Quantity Charge).

SUMMER EFFECTIVE QUANTITY ADJUSTMENT for each 100 cubic feet of  
 water used in summer months (three consecutive two month billing cycles) in  
 excess of 2000 cubic feet, but less than or equal to 6500 cubic feet is \$0.178  
 (additional 5% adjustment on the regular Quantity Charge).

2-A-18e Added 5/21/07, Rev. 1/08, 1/09, 2/10, 1/11, 1/12, 3/13, 1/14, 1/15, 1/16, 1/17, 1/18, 1/19, 1/20,  
 1/21, 1/22, 1/23, 1/24

**PART 2 - RATE SCHEDULES AND SERVICE CHARGES FOR USE OF WATER**  
**(Continued)**

**SECTION A - WATER USE DOMESTIC, COMMERCIAL, INDUSTRIAL AND**  
**AGRICULTURAL USES (Continued)**

SUMMER EXCESSIVE SURCHARGE for each 100 cubic feet of water used in summer months (three consecutive two month billing cycles) in excess of 6500 cubic feet is \$1.775 (additional 50% surcharge to the regular Quantity Charge).

WINTER CONSERVATION CREDIT for each 100 cubic feet of water used in winter months (three consecutive two month billing cycles) in excess of the monthly allowance, but less than or equal to 1500 cubic feet is \$0.355 (10% of the regular Quantity Charge).

WINTER EFFECTIVE QUANTITY ADJUSTMENT for each 100 cubic feet of water used in winter months (three consecutive two month billing cycles) in excess of 1500 cubic feet, but less than or equal to 3000 cubic feet is \$0.178 (additional 5% adjustment on the regular Quantity Charge).

WINTER EXCESSIVE SURCHARGE for each 100 cubic feet of water used in winter months (three consecutive two month billing cycles) in excess of 3000 cubic feet is \$1.775 (additional 50% surcharge to the regular Quantity Charge).

Service Charge includes 500 cubic feet of water per billing unit per month.

See RULE 2-A-4j for Facilities Construction Surcharge.

The District Engineer will annually review the above water rate schedule and make recommendation to the Board for adjustment on January 1.

WATER SOLD TO CUSTOMERS OUTSIDE DISTRICT, see Rule 2-A-25a:  
RATE SCHEDULE 3410

**PART 2 - RATE SCHEDULES AND SERVICE CHARGES FOR USE OF WATER**  
**(Continued)**

**SECTION A - WATER USE DOMESTIC, COMMERCIAL, INDUSTRIAL AND**  
**AGRICULTURAL USES (Continued)**

2-A-19 WATERWORKS DISTRICT NO. 40, ANTELOPE VALLEY, REGION 35,  
NORTHEAST LOS ANGELES COUNTY

2-A-19a KEY-OPERATED WATER DISPENSER SERVICE: Advance charge for key,  
pursuant to Rule 1-H-34, for any six-month interval beginning March 1 or  
September 1.

For District Customer.....\$101.16

Advance Charge for replacement of misplaced or lost key..... \$11.47

2-A-19 Added 3/66, Rev. 4/22/03

2-A-19a Added 3/66, Rev. 8/69, 4/22/75, 2/1/77-Sch. 41R, 6/13/78, 8/29/78-Sch. 54, 8/18/81-Sch. 66,  
8/2/83-Sch. 68, 8/13/85-Sch. 75, Rev. 7/15/93, 1/08, 1/09, 2/10, 1/11, 1/12, 3/13, 1/14, 1/15,  
3/15, 1/16, 1/17, 1/18, 3/19, 2/20, 1/21, 6/21, 1/22, 1/23, 1/24

**PART 2 - RATE SCHEDULES AND SERVICE CHARGES FOR USE OF WATER**

**(Continued)**

**SECTION A - WATER USE DOMESTIC, COMMERCIAL, INDUSTRIAL AND AGRICULTURAL USES (Continued)**

2-A-19b WATER SOLD TO CUSTOMERS WITHIN REGION 35:

RATE SCHEDULE 3505

Meter Size	Billing Units	Monthly Allowance 100 CF	Monthly Service Charge
3/4"	1	5	\$ 37.888
3/4"x1"	1	5	\$ 37.888
1"	2	10	\$ 75.776
1 1/2"	3	15	\$ 113.664
2"	5	25	\$ 189.440
2 1/2"	7	35	\$ 265.216
3"	11	55	\$ 416.768
4"	17	85	\$ 644.096
6"	33	165	\$ 1,250.304
8"	53	265	\$ 2,008.064
10"	77	385	\$ 2,917.376
12"	100	500	\$ 3,788.800

SERVICE CHARGE per month for meter sizes other than shown above, the charge per billing unit is \$37.888.

QUANTITY CHARGE for each 100 cubic feet of water used in a month in excess of the monthly allowance is \$2.249.

2-A-19b Added 4/66, Rev. 8/69, 4/22/75, 2/1/77-Sch. 41R 6/13/78, 8/29/78-Sch. 54, 8/18/81-Sch. 66, 8/2/83-Sch. 68, 8/13/85-Sch. 75, Rev. 7/15/93, 4/22/03; Rev. 2/05, 1/08, 2/10, 4/10, 1/11, 1/12, 3/13, 1/14, 1/15, 1/16, 1/17, 1/18, 1/19, 1/20, 1/21, 1/22, 1/23, 1/24

**PART 2 - RATE SCHEDULES AND SERVICE CHARGES FOR USE OF WATER**  
**(Continued)**

**SECTION A - WATER USE DOMESTIC, COMMERCIAL, INDUSTRIAL AND**  
**AGRICULTURAL USES (Continued)**

FOR ALL 3/4" METERS (5/8"x3/4", 3/4", and 3/4"x1")

SUMMER CONSERVATION CREDIT for each 100 cubic feet of water used in summer months (three consecutive two month billing cycles) in excess of the monthly allowance, but less than or equal to 2000 cubic feet is \$0.225(10% of the regular Quantity Charge).

SUMMER EFFECTIVE QUANTITY ADJUSTMENT for each 100 cubic feet of water used in summer months (three consecutive two month billing cycles) in excess of 2000 cubic feet, but less than or equal to 9500 cubic feet is \$0.112 (additional 5% adjustment on the regular Quantity Charge).

SUMMER EXCESSIVE SURCHARGE for each 100 cubic feet of water used in summer months (three consecutive two month billing cycles) in excess of 9500 cubic feet is \$1.124 (additional 50% surcharge to the regular Quantity Charge).

WINTER CONSERVATION CREDIT for each 100 cubic feet of water used in winter months (three consecutive two month billing cycles) in excess of the monthly allowance, but less than or equal to 1500 cubic feet is \$0.225 (10% of the regular Quantity Charge).

WINTER EFFECTIVE QUANTITY ADJUSTMENT for each 100 cubic feet of water used in winter months (three consecutive two month billing cycles) in excess of 1500 cubic feet, but less than or equal to 4000 cubic feet is \$0.112 (additional 5% adjustment on the regular Quantity Charge).

WINTER EXCESSIVE SURCHARGE for each 100 cubic feet of water used in winter months (three consecutive two month billing cycles) in excess of 4000 cubic feet is \$1.124 (additional 50% surcharge to the regular Quantity Charge).

Service Charge includes 500 cubic feet of water per billing unit per month.

See Rule 2-A-4j for Facilities Construction Surcharge.

The District Engineer will annually review the above water rate schedule and make recommendation to the Board for adjustment on January 1.

2-A-19b Added 4/66, Rev. 8/69, 4/22/75, 2/1/77-Sch. 41R 6/13/78, 8/29/78-Sch. 54, 8/18/81-Sch. 66, 8/2/83-Sch. 68, 8/13/85-Sch. 75, Rev. 7/15/93, 4/22/03; Rev. 2/05, 1/08, 2/10, 4/10, 1/11, 1/12, 3/13, 1/14, 1/15, 1/16, 1/17, 1/18, 1/19, 1/20, 1/21, 1/22, 1/23, 1/24

**PART 2 - RATE SCHEDULES AND SERVICE CHARGES FOR USE OF WATER**  
**(Continued)**

**SECTION A - WATER USE DOMESTIC, COMMERCIAL, INDUSTRIAL AND**  
**AGRICULTURAL USES (Continued)**

2-A-20 WATERWORKS DISTRICT NO. 36, VAL VERDE

2-A-20a WATER SOLD TO CUSTOMERS WITHIN DISTRICT:

RATE SCHEDULE 3605

Meter Size	Billing Units	Monthly Allowance 100 CF	Monthly Service Charge
3/4"	1	5	\$ 24.000
3/4"x1"	1	5	\$ 24.000
1"	2	10	\$ 48.000
1 1/2"	3	15	\$ 72.000
2"	5	25	\$ 120.000
2 1/2"	7	35	\$ 168.000
3"	11	55	\$ 264.000
4"	17	85	\$ 408.000
6"	33	165	\$ 792.000
8"	53	265	\$ 1,272.000
10"	77	385	\$ 1,848.000
12"	100	500	\$ 2,400.000

SERVICE CHARGE per month for meter sizes other than shown above, the charge per billing unit is \$24.000.

QUANTITY CHARGE for each 100 cubic feet of water used in a month in excess of the monthly allowance is \$3.158.

Service Charge includes 500 cubic feet of water per billing unit per month.

2-A-20 Added 8/64, Rev. 4/65, 8/69, 4/22/75

2-A-20a Added 4/22/75, Rev. 2/1/77-Sch. 41R, 6/13/78, 8/29/78-Sch. 54, 8/19/81-Sch. 66, 8/23/83-Sch. 69, 8/13/85-Sch. 76, Rev. 5/20/93, 7/03, 1/09, 2/10, 1/11, 1/12, 1/13, 1/14, 1/15, 1/16, 1/17, 1/21, 1/22, 1/23, 1/24

**PART 2 - RATE SCHEDULES AND SERVICE CHARGES FOR USE OF WATER**  
**(Continued)**

**SECTION A - WATER USE DOMESTIC, COMMERCIAL, INDUSTRIAL AND**  
**AGRICULTURAL USES (Continued)**

2-A-20b WATER SOLD TO CUSTOMERS OUTSIDE DISTRICT, see Rule 2-A-25a:  
RATE SCHEDULE 3606

See RULE 2-A-20c for FACILITIES CONSTRUCTION SURCHARGE.

**PART 2 - RATE SCHEDULES AND SERVICE CHARGES FOR USE OF WATER**

**(Continued)**

**SECTION A - WATER USE DOMESTIC, COMMERCIAL, INDUSTRIAL AND AGRICULTURAL USES (Continued)**

2-A-20c SURCHARGE FOR FACILITIES CONSTRUCTION: A rate of \$0.268 per 100 cubic feet for all water sold, including service charge allowance.

2-A-21 WATERWORKS DISTRICT NO. 37, ACTON

2-A-21a WATER SOLD TO CUSTOMERS WITHIN DISTRICT:

**RATE SCHEDULE 3703**

Meter Size	Billing Units	Monthly Allowance 100 CF	Monthly Service Charge
3/4"	1	5	\$ 26.656
3/4"x1"	1	5	\$ 26.656
1"	2	10	\$ 53.312
1 1/2"	3	15	\$ 79.968
2"	5	25	\$ 133.280
2 1/2"	7	35	\$ 186.592
3"	11	55	\$ 293.216
4"	17	85	\$ 453.152
6"	33	165	\$ 879.648
8"	53	265	\$ 1,412.768
10"	77	385	\$ 2,052.512
12"	100	500	\$ 2,665.600

SERVICE CHARGE per month for meter sizes other than shown above, the charge per billing unit is \$26.656.

QUANTITY CHARGE for each 100 cubic feet of water used in a month in excess of the monthly allowance is \$1.741.

Service Charge includes 500 cubic feet of water per billing unit per month.

2-A-21b SURCHARGE FOR FACILITIES CONSTRUCTION: A rate of \$0.175 per 100 cubic feet for all water sold, including service charge allowance

2-A-20c Added 5/20/93 Rev. 1/11, 1/12, 1/13, 1/14, 1/15, 1/16, 1/17

2-A-20d Added 7/03, Deleted 1/13

2-A-21 Added 12/70, Rev. 4/22/75

2-A-21a Added 4/22/75, Rev. 2/1/77-Sch. 41R, 6/13/78, 8/29/78-Sch. 54, 8/18/81-Sch. 66, 8/2/83-Sch. 68, 8/13/85-Sch. 75, Rev. 7/15/93, 2/10, 1/11, 1/12, 1/13, 1/14, 1/15, 1/16, 1/17, 1/18, 1/19, 1/20, 1/21, 1/22, 1/23, 1/24

2-A-21b Added 1/13, 1/17

**PART 2 - RATE SCHEDULES AND SERVICE CHARGES FOR USE OF WATER**  
**(Continued)**

**SECTION A - WATER USE DOMESTIC, COMMERCIAL, INDUSTRIAL AND**  
**AGRICULTURAL USES (Continued)**

WATER SOLD TO CUSTOMERS OUTSIDE DISTRICT, see Rule 2-A-25a:  
 RATE SCHEDULE 3704

2-A-22 WATERWORKS DISTRICT NO. 40, ANTELOPE VALLEY, REGION 38, LAKE  
 LOS ANGELES

2-A-22a WATER SOLD TO CUSTOMERS WITHIN REGION 38:

RATE SCHEDULE 3807

Meter Size	Billing Units	Monthly Allowance 100 CF	Monthly Service Charge
3/4"	1	5	\$ 36.947
3/4"x1"	1	5	\$ 36.947
1"	2	10	\$ 73.894
1 1/2"	3	15	\$ 110.841
2"	5	25	\$ 184.735
2 1/2"	7	35	\$ 258.629
3"	11	55	\$ 406.417
4"	17	85	\$ 628.099
6"	33	165	\$ 1,219.251
8"	53	265	\$ 1,958.191
10"	77	385	\$ 2,844.919
12"	100	500	\$ 3,694.700

SERVICE CHARGE per month for meter sizes other than shown above,  
 the charge per billing unit is \$36.947.

QUANTITY CHARGE for each 100 cubic feet of water used in a month in  
 excess of the monthly allowance is \$1.927.

2-A-22 Added 10/68, Rev. 8/69, 4/22/75; Rev. 4/22/03

2-A-22a Added 4/22/75, Rev. 5/31/77-Sch. 47, 6/13/78, 8/29/78-Sch. 54, 8/18/81-Sch. 66, 8/2/83-Sch.  
 68, 8/13/85-Sch. 75, Rev. 7/15/93, 4/22/03; Rev. 2/05, 1/08, 1/09, 2/10, 1/11, 1/12, 3/13, 1/14,  
 1/15, 1/16, 1/17, 1/18, 1/19, 1/20, 1/21, 1/22, 1/23, 1/24

**PART 2 - RATE SCHEDULES AND SERVICE CHARGES FOR USE OF WATER**  
**(Continued)**

**SECTION A - WATER USE DOMESTIC, COMMERCIAL, INDUSTRIAL AND**  
**AGRICULTURAL USES (Continued)**

FOR ALL 3/4" METERS (5/8"x3/4", 3/4", and 3/4"x1")

SUMMER CONSERVATION CREDIT for each 100 cubic feet of water used in summer months (three consecutive two month billing cycles) in excess of the monthly allowance, but less than or equal to 2000 cubic feet is \$0.193 (10% of the regular Quantity Charge).

SUMMER EFFECTIVE QUANTITY ADJUSTMENT for each 100 cubic feet of water used in summer months (three consecutive two month billing cycles) in excess of 2000 cubic feet, but less than or equal to 8500 cubic feet is \$0.096 (additional 5% adjustment on the regular Quantity Charge).

SUMMER EXCESSIVE SURCHARGE for each 100 cubic feet of water used in summer months (three consecutive two month billing cycles) in excess of 8500 cubic feet is \$0.963 (additional 50% surcharge to the regular Quantity Charge).

WINTER CONSERVATION CREDIT for each 100 cubic feet of water used in winter months (three consecutive two month billing cycles) in excess of the monthly allowance, but less than or equal to 1500 cubic feet is \$0.193 (10% of the regular Quantity Charge).

WINTER EFFECTIVE QUANTITY ADJUSTMENT for each 100 cubic feet of water used in winter months (three consecutive two month billing cycles) in excess of 1500 cubic feet, but less than or equal to 3500 cubic feet is \$0.096 (additional 5% adjustment on the regular Quantity Charge).

WINTER EXCESSIVE SURCHARGE for each 100 cubic feet of water used in winter months (three consecutive two month billing cycles) in excess of 3500 cubic feet is \$0.963 (additional 50% surcharge to the regular Quantity Charge).

Service Charge includes 500 cubic feet of water per billing unit per month.

See Rule 2-A-4j for Facilities Construction Surcharge.

The District Engineer will annually review the above water rate schedule and make recommendation to the Board for adjustment on January 1.

**WATER SOLD TO CUSTOMERS OUTSIDE DISTRICT, see Rule 2-A-25a:  
RATE SCHEDULE 3809**

**PART 2 - RATE SCHEDULES AND SERVICE CHARGES FOR USE OF WATER**  
**(Continued)**

**SECTION A - WATER USE DOMESTIC, COMMERCIAL, INDUSTRIAL AND**  
**AGRICULTURAL USES (Continued)**

- 2-A-22b WATER DELIVERED TO WATERWORKS DISTRICT NO. 35, NORTHEAST LOS ANGELES COUNTY: For water delivered by District No. 38, District No. 35 is to be charged the prevailing water rate of District No. 38 when the water supply delivered is produced by District No. 38 from its water wells. Should the supply delivered be all or a portion of water bought by District No. 38 from the Antelope Valley-East Kern Water Agency, District No. 35 is to be charged a water rate computed by District No. 38 from month to month on the basis of costs of District No. 38.

2-A-22b Added 8/2/83-Sch. 68, Rev. 8/13/85-Sch. 75, Rev. 7/15/93  
2-A-22c Deleted 4/22/03

**PART 2 - RATE SCHEDULES AND SERVICE CHARGES FOR USE OF WATER**  
**(Continued)**

**SECTION A - WATER USE DOMESTIC, COMMERCIAL, INDUSTRIAL AND**  
**AGRICULTURAL USES (Continued)**

2-A-22d WATER SOLD TO WILSONA SCHOOL DISTRICT

Pursuant to County Cooperative Agreement No. 70423, District forces installed water system improvements for Wilsona School District for their facility at 18020 East Avenue O, Palmdale, California, in the County of Los Angeles. Pursuant to the agreement, Wilsona School District is to payback the District for said water system improvements in monthly payments of \$851.74 per month via the bi-monthly water bill for the 4-inch meter serving the property (Account No. 38-008-00000), beginning with the first water bill and continuing until the contract amount is paid in full. Rate Schedule 3898 has been established for this purpose.

RATE SCHEDULE 3898

Meter Size	Billing Units	Monthly Allowance 100 CF	Monthly Service Charge
3/4"	1	5	\$ 46.030
3/4"x1"	1	5	\$ 46.030
1"	2	10	\$ 92.060
1 1/2"	3	15	\$ 138.090
2"	5	25	\$ 230.150
2 1/2"	7	35	\$ 322.210
3"	11	55	\$ 506.330
4"	17	85	\$ 782.510
6"	33	165	\$ 1,518.990
8"	53	265	\$ 2,439.590
10"	77	385	\$ 3,544.310
12"	100	500	\$ 4,603.000

SERVICE CHARGE per month for meter sizes other than shown above, the charge per billing unit is \$46.030.

QUANTITY CHARGE for each 100 cubic feet of water used in a month in excess of the monthly allowance is \$2.556.

2-A-22d Added 4/22/03; Rev. 2/05, 2/10, 1/11, 1/12, 3/13, 1/14, 1/15, 1/16, 1/17, 1/18, 1/19, 1/20, 1/21, 1/22, 1/23, 1/24

**PART 2 - RATE SCHEDULES AND SERVICE CHARGES FOR USE OF WATER**  
**(Continued)**

**SECTION A - WATER USE DOMESTIC, COMMERCIAL, INDUSTRIAL AND**  
**AGRICULTURAL USES (Continued)**

FOR ALL 3/4" METERS (5/8"x3/4", 3/4", and 3/4"x1")

SUMMER CONSERVATION CREDIT for each 100 cubic feet of water used in summer months (three consecutive two month billing cycles) in excess of the monthly allowance, but less than or equal to 2000 cubic feet is \$0.256 (10% of the regular Quantity Charge).

SUMMER EFFECTIVE QUANTITY ADJUSTMENT for each 100 cubic feet of water used in summer months (three consecutive two month billing cycles) in excess of 2000 cubic feet, but less than or equal to 8500 cubic feet is \$0.128 (additional 5% adjustment on the regular Quantity Charge).

SUMMER EXCESSIVE SURCHARGE for each 100 cubic feet of water used in summer months (three consecutive two month billing cycles) in excess of 8500 cubic feet is \$1.278 (additional 50% surcharge to the regular Quantity Charge).

WINTER CONSERVATION CREDIT for each 100 cubic feet of water used in winter months (three consecutive two month billing cycles) in excess of the monthly allowance, but less than or equal to 1500 cubic feet is \$0.256 (10% off the regular Quantity Charge).

WINTER EFFECTIVE QUANTITY ADJUSTMENT for each 100 cubic feet of water used in winter months (three consecutive two month billing cycles) in excess of 1500 cubic feet, but less than or equal to 3500 cubic feet is \$0.128 (additional 5% adjustment on the regular Quantity Charge).

WINTER EXCESSIVE SURCHARGE for each 100 cubic feet of water used in winter months (three consecutive two month billing cycles) in excess of 3500 cubic feet is \$1.278 (additional 50% surcharge to the regular Quantity Charge).

Service Charge includes 500 cubic feet of water per billing unit per month.

See Rule 2-A-4j for Facilities Construction Surcharge.

The District Engineer will annually review the above water rate schedule and make recommendation to the Board for adjustment on January 1.

**PART 2 - RATE SCHEDULES AND SERVICE CHARGES FOR USE OF WATER**  
**(Continued)**

**SECTION A - WATER USE DOMESTIC, COMMERCIAL, INDUSTRIAL AND**  
**AGRICULTURAL USES (Continued)**

2-A-23 WATERWORKS DISTRICT NO. 40, ANTELOPE VALLEY, REGION 39,  
 ROCK CREEK

2-A-23a WATER SOLD TO CUSTOMERS WITHIN REGION 39:

RATE SCHEDULE 3953

Meter Size	Billing Units	Monthly Allowance 100 CF	Monthly Service Charge
3/4"	1	5	\$ 47.640
3/4"x1"	1	5	\$ 47.640
1"	2	10	\$ 95.280
1 1/2"	3	15	\$ 142.920
2"	5	25	\$ 238.200
2 1/2"	7	35	\$ 333.480
3"	11	55	\$ 524.040
4"	17	85	\$ 809.880
6"	33	165	\$ 1,572.120
8"	53	265	\$ 2,524.920
10"	77	385	\$ 3,668.280
12"	100	500	\$ 4,764.000

SERVICE CHARGE per month for meter sizes other than shown above,  
 the charge per billing unit is \$47.640.

QUANTITY CHARGE for each 100 cubic feet of water used in a month in  
 excess of the monthly allowance is \$3.251.

2-A-23 Added 2/69, Rev. 8/69, 4/22/75; Rev. 4/22/03

2-A-23a Added 4/22/75, Rev. 2/1/77-Sch. 41R, 6/13/78, 8/29/78-Sch. 54, 2/6/79-Sch. 58, Rev. 7/15/93,  
 4/22/03; Rev. 2/05, 1/08, 1/09, 2/10, 1/11, 1/12, 3/13, 1/14, 1/15, 1/16, 1/17, 1/18, 1/19, 1/20,  
 1/21, 1/22, 1/23, 1/24

**PART 2 - RATE SCHEDULES AND SERVICE CHARGES FOR USE OF WATER**  
**(Continued)**

**SECTION A - WATER USE DOMESTIC, COMMERCIAL, INDUSTRIAL AND**  
**AGRICULTURAL USES (Continued)**

FOR ALL 3/4" METERS (5/8"x3/4", 3/4", and 3/4"x1")

SUMMER CONSERVATION CREDIT for each 100 cubic feet of water used in summer months (three consecutive two month billing cycles) in excess of the monthly allowance, but less than or equal to 2000 cubic feet is \$0.325 (10% of the regular Quantity Charge).

SUMMER EFFECTIVE QUANTITY ADJUSTMENT for each 100 cubic feet of water used in summer months (three consecutive two month billing cycles) in excess of 2000 cubic feet, but less than or equal to 8500 cubic feet is \$0.163 (additional 5% adjustment on the regular Quantity Charge).

SUMMER EXCESSIVE SURCHARGE for each 100 cubic feet of water used in summer months (three consecutive two month billing cycles) in excess of 8500 cubic feet is \$1.626 (additional 50% surcharge to the regular Quantity Charge).

WINTER CONSERVATION CREDIT for each 100 cubic feet of water used in winter months (three consecutive two month billing cycles) in excess of the monthly allowance, but less than or equal to 1500 cubic feet is \$0.325 (10% of the regular Quantity Charge).

WINTER EFFECTIVE QUANTITY ADJUSTMENT for each 100 cubic feet of water used in winter months (three consecutive two month billing cycles) in excess of 1500 cubic feet, but less than or equal to 3000 cubic feet is \$0.163 (additional 5% adjustment on the regular Quantity Charge).

WINTER EXCESSIVE SURCHARGE for each 100 cubic feet of water used in winter months (three consecutive two month billing cycles) in excess of 3000 cubic feet is \$1.626 (additional 50% surcharge to the regular Quantity Charge).

Service Charge includes 500 cubic feet of water per billing unit per month.

See Rule 2-A-4j for Facilities Construction Surcharge.

The District Engineer will annually review the above water rate schedule and make recommendation to the Board for adjustment on January 1.

WATER SOLD TO CUSTOMERS OUTSIDE DISTRICT, see Rule 2-A-25a:  
RATE SCHEDULE 3954

2-A-23a Added 4/22/75, Rev. 2/1/77-Sch. 41R, 6/13/78, 8/29/78-Sch. 54, 2/6/79-Sch. 58, Rev. 7/15/93, 4/22/03; Rev. 2/05, 1/08, 1/09, 2/10, 1/11, 1/12, 3/13, 1/14, 1/15, 1/16, 1/17, 1/18, 1/19, 1/20, 1/21, 1/22, 1/23, 1/24

**PART 2 - RATE SCHEDULES AND SERVICE CHARGES FOR USE OF WATER**  
**(Continued)**

**SECTION A - WATER USE DOMESTIC, COMMERCIAL, INDUSTRIAL AND**  
**AGRICULTURAL USES (Continued)**

2-A-24 MARINA DEL REY WATER SYSTEM

2-A-24a WATER SOLD TO CUSTOMERS WITHIN THE MARINA DEL REY WATER SYSTEM:

RATE SCHEDULE 8001

QUANTITY CHARGE for each 100 cubic feet of water used in a month is

\$4.250.

SERVICE CHARGE for each water service is \$5.775 per month per Water Demand Factor (WDF). The calculated WDF for a customer's service charge is based on the annual average of the customer's historical water use in the prior three years relative to the annual average water demand in Marina Del Rey Water System over the same period. The WDF will be calculated annually, and if needed, adjusted accordingly.

2-A-24b WATER SOLD TO CUSTOMERS OUTSIDE THE MARINA DEL REY WATER SYSTEM FOR EMERGENCIES:

RATE SCHEDULE 8002

Water sold to customers outside the Marina del Rey Water System for emergencies will be billed to the customer at 1.5 times the quantity charge indicated in Rule 2-A-24a.

2-A-24c SURCHARGE FOR THE MARINA DEL REY ACCUMULATIVE CAPITAL OUTLAY FUND:

A rate of \$2.200 per 100 cubic feet for all water sold.

2-A-24 Added 7/29/93

2-A-24a Added 7/29/93, Rev. 6/23/98-Ordinance No. 98-0028;Rev. 5/22/07, 2/10, 1/11, 1/12, 1/13, 1/14, 1/15, 1/16, 1/17, 1/18, 1/19, 1/20, 1/21, 1/22, 1/23, 1/24, 4/24

2-A-24b Added 7/29/93, Rev. 6/23/98-Ordinance No. 98-0028;Rev. 5/22/07

2-A-24c Added 7/29/93, Rev. 6/23/98-Ordinance No. 98-0028;Rev. 5/22/07, 2/10, 1/11, 1/12, 1/13, 1/14, 1/15, 1/16, 1/17

**PART 2 - RATE SCHEDULES AND SERVICE CHARGES FOR USE OF WATER**  
**(Continued)**

**SECTION A - WATER USE DOMESTIC, COMMERCIAL, INDUSTRIAL AND**  
**AGRICULTURAL USES (Continued)**

2-A-25a WATER SOLD TO CUSTOMERS OUTSIDE DISTRICT. The total monthly charge for water sold to customers entirely outside the District shall be 150 percent of the total monthly charge for water sold to customers in the nearest applicable water service area within the District in addition to any other applicable charges.

See RULE 2-A-4j for Facilities Construction Surcharge.

2-A-25b WATER SOLD TO CUSTOMERS PARTLY OUTSIDE DISTRICT. The total monthly charge for water sold to customers partly outside the District shall be 125 percent of the total monthly charge for water sold to customers in the nearest applicable water service area entirely within the District in addition to any other applicable charges.

See RULE 2-A-4j for Facilities Construction Surcharge.

2-A-25a Added 4/22/03  
2-A-25b Added 4/22/03

**PART 2 - RATE SCHEDULES AND SERVICE CHARGES FOR USE OF WATER**  
**(Continued)**

**SECTION B - WATER RATES FOR MISCELLANEOUS SERVICES**

2-B-4 CONSTRUCTION WATER SERVICE (Metered): The District shall require that all water used for construction purposes be metered. The District will furnish, install, and remove the meter, valve, and fittings to be located at a fire hydrant or other convenient point in the system as determined by the District. The customer shall be responsible for the loss of or damage to the meter and other equipment used therefor. The charge for the metering facility is to guarantee the return of the meter to the District in an operative manner. The installation and removal charge shall be as follows:

Flow Tube Fire Hydrant Meter Size (in.)	Installation & Removal Charge
2 & smaller	\$232.23
2 1/2	\$262.47
3	\$396.09
4	\$655.37

For the District to relocate the meter from one location to another location at the request of the Customer, the charge is as follows:

Meter Size (in.)	Charge
2 & smaller	\$100.24
2 1/2	\$124.08
3	\$230.65
4	\$381.76

The charges for installation, removal, and relocation of the meters larger than 4-inch or for meters 4-inch and smaller requiring an extraordinary installation, will be on an estimated basis of current costs.

The installation, removal, and relocation charges shall become revenue to the District.

2-B-1 Rev. 5/61, Deleted 7/15/93  
 2-B-2 Deleted 4/66  
 2-B-3 Rev. 6/64, 4/65, Deleted 7/15/93  
 2-B-4 Rev. 6/64, 4/65, 10/68, 8/69, 4/22/75, 2/1/77-Sch. 41R, 5/29/79-Sch. 62, 8/18/81-Sch. 66, 8/3/82-Sch. 67A, 8/2/83-Sch. 68, 8/23/83-Sch. 69, 9/6/83-Sch. 70, 9/4/84-Sch. 73, 11/6/84-Sch. 74, 8/13/85-Sch. 75, 11/26/85-Sch. 77, Rev. 7/15/93, 1/11, 1/12, 1/13, 2/14, 3/15, 1/16, 1/17, 1/18, 3/19, 2/20, 6/21, 1/22, 1/23, 1/24

**PART 2 - RATE SCHEDULES AND SERVICE CHARGES FOR USE OF WATER**  
**(Continued)**  
**SECTION B - WATER RATES FOR MISCELLANEOUS SERVICES**  
**(Continued)**

2-B-5 PRIVATE FIRE PROTECTION SERVICE: The fixed monthly rate to be charged and collected for each service to a private fire protection system shall be the applicable District minimum rates per billing unit, and the billing units for this service are related to the detector check valve size as follows:

Size of Detector Check Valve (in.)	Billing Units
4 & smaller	2.9
6	3.9
8	4.9
10	6.9
12	10.9

2-B-7 STREET SPRINKLING, WASHING SERVICE, STORM DRAIN AND CULVERT FLUSHING SERVICE: Shall be done only through metered connection.

2-B-8 ANY WATER SOLD TO CUSTOMERS OUTSIDE OF DISTRICT: Shall be determined by and at the discretion of the District.

- 2-B-5 Rev. 5/62, 6/64, 4/22/75, Revised to reduce charges in District Nos. 4 & 34 - 9/02/86; Rev. 7/15/93
- 2-B-6 Rev. 9/60, 4/61; Deleted 4/22/75
- 2-B-7 Rev. 7/15/93
- 2-B-8 Added 7/62; Rev. 7/15/93
- 2-B-9 Added 4/71, Rev. 4/22/75; Deleted 7/15/93
- 2-B-10 Added 4/22/85, Rev. 2/1/77-Sch. 41R, 5/29/79-Sch. 62, 8/18/81-Sch. 66, 8/3/82-Sch. 67A, 8/2/83-Sch. 68, 8/23/83-Sch. 69, 9/6/83-Sch. 70, 9/4/84-Sch. 73, 11/6/84-Sch. 74, 8/13/85-Sch. 75, 11/26/85-Sch. 77; Deleted 7/15/93
- 2-B-11 Added 7/15/75; Deleted 2/15/77-Sch. 42

**Schedule No. EL-1-R**  
**East Los Angeles Tariff Area**  
**RESIDENTIAL METERED SERVICE**

**APPLICABILITY**

Applicable to all metered water service provided to single-family residential customers.

**TERRITORY**

East Los Angeles, Commerce and vicinity, Los Angeles County.

**RATES**

1 CCF is 100 cubic feet (approximately 748 gallons)

Quantity Rates:

For 1 - 6 CCF, per CCF	\$1.9674	(I)
For 7 - 14 CCF, per CCF	\$7.8449	(I)
For over 14 CCF, per CCF	\$9.8039	(I)

Service Charge:

Per Meter Per Month

For	5/8 x 3/4 - inch meter	\$35.38	(I)
For	3/4 - inch meter	\$53.08	
For	Fire Sprinkler with 1 - inch meter	\$36.44	
For	1 - inch meter	\$88.46	
For	1-1/2 - inch meter	\$176.90	
For	2 - inch meter	\$283.04	
For	3 - inch meter	\$530.71	
For	4 - inch meter	\$884.51	
For	6 - inch meter	\$1,769.03	
For	8 - inch meter	\$2,830.44	
For	10 - inch meter	\$4,068.76	
For	12 - inch meter	\$5,837.78	
For	14 - inch meter	\$7,960.61	(I)

The service charge is a readiness-to-serve charge which is applicable to all metered service and to which is added the charge for water used computed at the quantity rates.

**SPECIAL CONDITIONS**

1. Qualifying low-income individually metered residential customers are eligible for credits as shown on **Schedule CAP**.

(Continued)

(To be inserted by utility)	Issued By	(To be inserted by CPUC)
Advice Letter <u>2570</u>	<u>Greg Milleman</u>	Date Filed _____
Decision	<u>Vice President</u>	Effective _____
	<u>Rates and Regulatory Affairs</u>	Resolution _____

**Schedule No. EL-1-R**  
**East Los Angeles Tariff Area**  
**RESIDENTIAL METERED SERVICE**

SPECIAL CONDITIONS (continued)

2. All bills are subject to the following tariff schedules: **Schedule UF** (CPUC reimbursement fee) and applicable surcharges and surcredits on **Schedule RSF** (Rate Support Fund), **Schedule CAP** (Customer Assistance Program), and **Schedule AS** (Additional Surcharges and Surcredits).

3. **Fire sprinkler rate:** A single-family residence with a meter size that has a “fire sprinkler” rate (listed above) is eligible for that rate if: (a) the customer is paying for service where a residential fire sprinkler system is required/requested to be installed by local fire or building codes; (b) a smaller meter would be large enough to provide adequate service in the absence of the additional demand needed to supply water to the system; (c) the sprinkler system is served through the meter providing residential water service; and (d) the customer requests the “fire sprinkler” rate. The Company may seek verification that the above criteria are met. This service will be considered a general metered service, and not a fire service, so the rules and conditions for general metered service shall apply.

4. **Water Expense Increase:** Beginning on January 1, 2026, rates in this area will reflect a 1.09% revenue increase due to higher wholesale water charges by the Central Basin Municipal Water District and increased charges for purchased power from Southern California Edison This caused quantity rates to go up by the following amounts: \$0.0331/CCF for Tier 1 usage, \$0.1321/CCF for Tier 2 usage, and \$0.1650/CCF for Tier 3 usage. Amounts collected from these quantity rate increases will be tracked in a balancing account, as required by Section 792.5 of the Public Utilities Code. The monthly service charges are not changing.

(T)(I)  
|  
(T)(I)



# Trash

**From:** [Morrison, Andrea](#)  
**To:** [Alice Azizyan](#)  
**Subject:** RE: [EXTERNAL] Waste Management  
**Date:** Tuesday, May 12, 2026 9:13:07 AM  
**Attachments:** [image005.png](#)  
[image006.png](#)  
[image007.png](#)  
[image008.png](#)  
[image009.png](#)

---

**CAUTION:** This email originated from outside of the organization. Do not click links or open attachments unless you can validate the sender and know the content is safe.

Good morning Alice,  
I'm happy to help. The average rate for Los Angeles County is \$45.24 currently.

Thank you,

## **ANDREA MORRISON**

**Sr. Manager, Contracts**

Public Sector Solution, Southern California

[Amorris5@wm.com](mailto:Amorris5@wm.com)

C: 951.214.1873



---

**From:** Alice Azizyan <[Alice.Azizyan@lacda.org](mailto:Alice.Azizyan@lacda.org)>  
**Sent:** Tuesday, May 12, 2026 8:33 AM  
**To:** Morrison, Andrea <[amorris5@wm.com](mailto:amorris5@wm.com)>  
**Subject:** [EXTERNAL] Waste Management

Good morning Andrea,

I am conducting research for the Los Angeles County Development Authority's annual Utility Allowance Study for our housing assistance programs. May I ask your assistance in providing me with the average rate for residential trash collection in Los Angeles County? This information will be reflected when we publish our updated study effective July 1, 2026.

Thank you in advance,

*Alice Azizyan, Communication and Marketing Analyst II  
Housing Assistance Division*

*Los Angeles County Development Authority*  
700 W. Main Street  
Alhambra, CA 91801  
Phone: 626.943.3955

[www.lacda.org](http://www.lacda.org)



Disclaimer: PLEASE NOTE: This e-mail and any attachments, contains information that is, or may be, covered by electronic communications privacy laws, and is also confidential, private, privileged, and proprietary in nature and is solely transmitted for the purposes of the intended recipient(s). If the reader of this message is not an intended recipient, or if this message has been inadvertently directed to your attention, you are hereby notified that you have received this message and any attached document(s) in error and that any review, dissemination, distribution, or copying of this message is strictly prohibited. If you have received this message in error, please notify us immediately by return e-mail and delete and destroy all copies of the original message. You are hereby notified that the Los Angeles County Development Authority (LACDA) does not intend to waive any privilege or privacy rights that might ordinarily attach to this communication.

**Recycling is a good thing. Please recycle any printed emails.**

Disclaimer: PLEASE NOTE: This e-mail and any attachments, contains information that is, or may be, covered by electronic communications privacy laws, and is also confidential, private, privileged and proprietary in nature and is solely transmitted for the purposes of the intended recipient(s). If the reader of this message is not an intended recipient, or if this message has been inadvertently directed to your attention, you are hereby notified that you have received this message and any attached document(s) in error and that any review, dissemination, distribution, or copying of this message is strictly prohibited. If you have received this message in error, please notify us immediately by return e-mail and delete and destroy all copies of the original message. You are hereby notified that the Los Angeles County Development Authority (LACDA) does not intend to waive any privilege or privacy rights that might ordinarily attach to this communication.



**Range**

Hide filters

SHOW ONLY

Available nearby

BRAND

- Frigidaire
- Whirlpool
- GE
- Samsung
- Viking

See 3 more

PRICE

- Up to \$670
- \$670 - \$800
- \$800 - \$900
- \$900 - \$1,400
- Over \$1,400

\$min to \$max Go

MATERIAL

Stainless Steel

Shop Stove Prices 5.1 Cubic Feet

Sponsored



30 in. 5.1 Cu. Ft. Freestanding Gas  
**\$529.00**  
 Home Depot



30 in. 5.1 Cu. Ft. 5 Burner Freestanding  
**\$899.00** ~~\$1,199.00~~  
 Home Depot  
 ★★★★★ 4.5 · 1K+



30 in. 5.1 Cu. Ft. 6-Burner Gas Range In ...  
**\$429.00**  
 Home Depot  
 ★★★★★ 5.0 · 2



Frigidaire - 5.1 Cu. Ft. Freestanding Gas  
**\$769.99** ~~\$1,049.99~~  
 Best Buy  
 Free shipping



30 in. 5.1 Cu. Ft. Gas Range With Self-...  
**\$1,549.00**  
 Home Depot



30 in. 5.1 Cu. Ft. Gas Range With Self-...  
**\$669.00**  
 Home Depot



Insignia - 30 in. Elements 5.3 Cu. Ft.  
**\$529.99** ~~\$649.99~~  
 Best Buy  
 Free shipping



Frigidaire - 30 in. Wide 5 Burners 5.1 Cu. Ft.  
**\$899.99** ~~\$1,249.99~~  
 Best Buy  
 ★★★★★ 4.5 · 800



Whirlpool - 30 in. Wide 4 Burners 5.1 Cu. Ft.  
**\$799.99**  
 Best Buy  
 ★★★★★ 4.0 · 1K+



Whirlpool - 30 in. Wide 4 Burners 5.1 Cu. Ft.  
**\$779.99**  
 Best Buy  
 ★★★★★ 4.0 · 721



Whirlpool - 30 in. Wide 5 Burners 5.1 Cu. Ft.  
**\$829.99** ~~\$989.99~~  
 Best Buy  
 ★★★★★ 4.5 · 1K+



30 in. 5-Burner Freestanding Smart  
**\$849.00** ~~\$1,149.00~~  
 Home Depot  
 ★★★★★ 4.5 · 861



Frigidaire - Gallery 30...  
**\$1,299.99** ~~\$1,599.99~~  
 Best Buy  
 ★★★★★ 5.0 · 1K+



30 in. 5-Burner Element Smart  
**\$849.00** ~~\$1,149.00~~  
 Home Depot  
 ★★★★★ 4.5

Showing 1 - 35 out of 162 results for "stove prices 5.1 cubic feet"

Sort by: Featured



Frigidaire 5.1 Cu Ft Gas Range -  
**\$699.99**  
RC Willey



SALE  
4 · 549  
Whirlpool 5.1 Cu. Ft. Stainless  
**\$829.12** ~~\$999.99~~  
Electronic Express  
Free shipping

Frigidaire - 5.1 Cu. Ft. Freestanding  
**\$769.12** ~~\$1,049.99~~  
Best Buy Marketplace



3.8 · 761  
Whirlpool 5.1 Cu. Ft. Stainless  
**\$798.00**  
Abt Electronics  
Free shipping

5.1 Cu. Ft. 30" Wide Gas Range -  
**\$709.00** ~~\$1,099.00~~  
BrandsMartUSA



4 · 549  
Whirlpool 5.1 Cu. Ft. White  
**\$828.00**  
Abt Electronics  
Free shipping

Frigidaire 5.1 Cu. Ft. Stainless  
**\$899.12** ~~\$1,499.99~~  
Electronic Express  
Free shipping



SALE  
4.4 · 1K+  
Frigidaire 30 in. 5.1 Cu. Ft. Gas  
**\$698.97** ~~\$979.97~~  
PC Richard

SALE  
Whirlpool 5.1 Cu. Ft. Freestanding  
**\$779.00** ~~\$979.00~~  
Homewise Appliance



3.8 · 761  
Whirlpool 5.1 Cu. Ft. Stainless  
**\$798.00**  
Abt.com  
Free shipping



SALE  
4.4 · 1K+  
Frigidaire - 30 in. Wide 5 Burners  
**\$699.99** ~~\$979.99~~  
Best Buy  
Free shipping



3.8 · 761  
5.1 Cu. Ft. Freestanding Gas  
**\$966.00**  
Park Ave Appliance



SALE  
4.6 · 414  
Frigidaire Gallery 5.1 Cu. Ft. Gas  
**\$1,193.00** ~~\$1,999.00~~



PRICE Whirlpool® 5.1 Cu. Ft.  
**\$350.00**



4.4 · 1K+  
Frigidaire Fcrg3083a 30" Wide 5.1  
**\$1,365.57**



SALE  
4.6 · 382  
Frigidaire 30 in. 5.1 Cu. Ft.  
**\$998.97** ~~\$1,499.97~~



NFM NFM



SALE

Frigidaire 30 in. 5.1 Cu. Ft. Air-Fry  
**\$998.97** ~~\$1,499.97~~

PC Richard

az. AccessoryZ



3.8 · 761

Whirlpool 5.1 Cu. Ft. Stainless  
**\$698.00**

Abt Electronics, Inc.

Free shipping

Walmart  
Free shipping



SALE

3.9 · 474

5.1 Cu. Ft. Freestanding Gas  
**\$799.99** ~~\$979.99~~

Alabama Appliance

PC Richard



SALE

Amana AGR5330BAS 5.1 Cu. Ft.  
**\$92.99** ~~\$956.31~~

yesnocoffee



Frigidaire 30-Inch 5.1 Cu. Ft. 5-  
**\$907.00**

eBay



3.8 · 761

Whirlpool 5.1 Cu. Ft. Black  
**\$798.00**

Abt Electronics



4.4 · 1K+

Frigidaire FCRG3083A 30 Inch  
**\$1,099.00**

Ferguson Home



2025 5.1 Cu. Ft Freestanding Gas  
**\$69.32**

us.sdichterlaw



SALE

**\$92.99** ~~\$956.31~~  
www.oimamanapls



SALE

**\$92.99** ~~\$956.31~~  
us.sdichterlaw



4.1 · 317

**\$827.00**  
Whirlpool



**\$64.22**  
huffordr



4.4 · 1K+  
 Frigidaire Fcrg3062a 30" Wide 5.1  
**\$1,090.00**  
 Walmart  
 Free shipping



4.3 · 304  
 Frigidaire FCRG3052BS 30 Inches  
**\$963.59**  
 Voomi Supply



4.7 · 13  
 Frigidaire 30-In 5 Burners 5.1-Cu Ft  
**\$769.00**  
 Lowe's



4.4 · 1K+  
 Frigidaire FCRG3062AS 5.1 Cu. Ft.  
**\$939.72**  
 Newegg



4.6 · 382  
 Frigidaire GCFG3059BF Gallery 30  
**\$1,889.00**  
 Ferguson Home  
 Free shipping



3.9 · 291  
 Amana Agr4203mn 30" Wide 5.1  
**\$848.11**  
 Walmart  
 Free shipping



4.1 · 512  
 Whirlpool® Freestanding Gas  
**\$828.99**  
 Whirlpool



Viking 5.1 Cu. Ft. 36"W  
 Freestanding LP Gas Sealed  
**\$9,999.00**  
 Best Buy



SALE  
 30 in. 5 Burners Slide-In  
**\$999.00** ~~\$1,499.00~~  
 Home Depot  
 ★★★★★ 4.5 · 963



SALE  
 GE CCS500VSS 30"  
**\$893.00** ~~\$1,349.00~~  
 US Appliance  
 ★★★★★ 4.5 · 424



Viking 36"W 6 Burner  
 Pro5s 5.1 Cu. Ft.  
**\$9,929.00**  
 Best Buy



SALE  
 Gallery 30 in. 5 Burner  
**\$1,499.00** ~~\$2,399.00~~  
 Home Depot  
 ★★★★★ 5.0 · 193



SALE  
 Samsung 20 in. Wide  
 5 Elements 6.3 Cu. Ft...  
**\$679.99** ~~\$899.99~~  
 Best Buy  
 ★★★★★ 4.5 · 777



SALE  
 20 in. 5  
 Freestar  
**\$829.00**  
 Home Depot  
 ★★★★★

Sponsored ⓘ



# Refrigerator

Hide filters

SHOW ONLY

Available nearby

BRAND

- GE
- Frigidaire
- Whirlpool
- Samsung
- Hotpoint

See 7 more

PRICE

- Up to \$720
- \$720 - \$850
- \$850 - \$1,300
- \$1,300 - \$2,800
- Over \$2,800

\$min to \$max Go

SMART FEATURES

Wi-Fi Connectivity

ICE MAKER

- Automatic
- In-Door

Shop 16.5 Cubic Feet Refrigerator

Sponsored



Hotpoint 15.6-Cu Ft...  
**\$599.99** ~~\$829.00~~  
 Lowe's  
 ★★★★★ 4.5 · 1K+  
 \$12 cash back



Hotpoint 15.6-Cu Ft...  
**\$599.99** ~~\$829.00~~  
 Lowe's  
 ★★★★★ 4.5 · 1K+  
 \$12 cash back



Midea Fingerprint...  
**\$599.99** ~~\$899.00~~  
 Lowe's  
 ★★★★★ 4.5 · 8  
 \$12 cash back



GE Garage-Ready 21...  
**\$799.99** ~~\$1,199.00~~  
 Lowe's  
 ★★★★★ 4.5 · 5K+  
 \$16 cash back



GE 17.5-Cu Ft...  
**\$729.99** ~~\$1,049.00~~  
 Lowe's  
 ★★★★★ 4.5 · 1K+  
 \$14 cash back



GE - 28 in. Wide 16.6...  
**\$598.99** ~~\$764.99~~  
 Best Buy  
 ★★★★★ 4.5 · 1K+  
 \$8 Off \$200



16.6 Cu. Ft. Free Door Refrigerator  
**\$1,299.99**  
 Home Depot



Frigidaire 20-Cu Ft...  
**\$769.99**  
 Lowe's  
 ★★★★★ 4.5 · 5K+  
 \$15 cash back



Frigidaire 19-Cu Ft Standard-Depth 30-In  
**\$599.99**  
 Lowe's  
 \$1 Off \$40



GE Counter-Depth 20...  
**\$1,999.99** ~~\$2,999.00~~  
 Lowe's  
 ★★★★★ 4.0 · 1K+  
 \$40 cash back



Lowe's 10-Cu Ft Counter-Depth 24-In ...  
**\$579.00** ~~\$687.12~~  
 Lowe's  
 \$11 cash back



Samsung Counter-Depth 18-Cu Ft 3-Door  
**\$1,399.00**  
 Lowe's  
 \$28 cash back



16.6 Cu Ft Top Freezer Stainless Refrigerator  
**\$159.99**  
 Tyneyj  
 Free shipping



16.6 Cu. Ft. Free Door Refrigerator  
**\$1,098.00**  
 Home Depot  
 ★★★★★ 5.0

Showing 1 - 35 out of 180 results for "16.5 cubic feet refrigerator"

Sort by: Featured



4.2 · 38



3.7 · 843



4.2 · 38



3.7 · 843

Frigidaire 16 Cu. Ft. Top Freezer

**\$764.10**

Abt Electronics

Free shipping



3.7 · 843

Frigidaire 16 Cu. Ft. Top Freezer

**\$719.10**

Abt Electronics, Inc.

Free shipping

Frigidaire 16 Cu. Ft. Top Freezer

**\$713.00**

Shopping FM



4.2 · 38

Frigidaire FRTE1622AS 16 Cu.

**\$764.00**

D&S Appliances

Frigidaire FFTR1713LW Top-

**\$400.00**

AccessoryZ



Element ERT16CGDS 28 Inch

**\$599.00**

Shopappliances.com

Free shipping

Frigidaire FRTE1622AB 16 Cu.

**\$719.00**

D&S Appliances



3.8 · 487

Whirlpool 16.3 Cu. Ft. Top

**\$728.00**

Abt Electronics

Free shipping

Frigidaire FRTE1622AW 16 Cu.

**\$719.00**

D&S Appliances



Element ERT16CGDW 28 Inch

**\$549.00**

Shopappliances.com

Free shipping



Global Industrial Refrigerator &

**\$1,492.09**

Walmart

Free shipping



1 · 1

Turbo Air TOM-50B-N 16.5 Cu Ft

**\$10,911.43**

H Hubert



Element ERT16CGDB 28 Inch

**\$549.00**

Shopappliances.com

Free shipping



4.3 · 1K+

GE 16.6 Cu. Ft. Top-Freezer

**\$594.00**

Abt Electronics

Free shipping



3.7 · 843

Frigidaire FRTE1622AW 28 Inch

**\$713.00**

Shopappliances.com

Free shipping



4.2 · 38

Frigidaire FRTE1622AB 28 Inch

**\$713.00**



4.2 · 38

Frigidaire FRTE1622AS 28 Inch

**\$758.00**



GE 16.6-Cu Ft Top-Freezer

**\$638.00**



3.9 · 149

Samsung RT16A6195SR 16 Cu.

**\$762.00**



Liebherr 18.9 Cu. Ft. 4-Door

**\$9,299.00**

Shopappliances.com

Free shipping



3.8 · 487

Whirlpool 16.3 Cu. Ft. Top

**\$728.00**

Abt Electronics, Inc.

Free shipping

Shopappliances.com

Free shipping



SALE

3.4 · 717

Whirlpool WRS335SDHW 36-

**\$1,659.00** ~~\$1,843.00~~

Town Appliance

Free shipping

Super Arbor



SALE

3.6 · 123

Whirlpool 28-Inch Wide Top-

**\$689.00** ~~\$877.00~~

Homewise Appliance

Abcwarehouse.Com



3.6 · 229

Amana 25 Cu. Ft. Side-By-Side

**\$1,198.00**

Abt Electronics

Free shipping

Abt Electronics

Free shipping



SALE

4.2 · 38

Frigidaire 16.03 Cu. Ft. Top

**\$758.70** ~~\$849.00~~

NFM

SALE



3.6 · 1K+

Whirlpool WRTX5028PB 28-Inch

**\$789.00** ~~\$877.00~~

Town Appliance

SALE



2.6 · 55

Whirlpool WRTX3316TB

**\$839.00** ~~\$932.00~~

Town Appliance



16 Cu. Ft. Garage Ready Top

**\$829.95**

Home Appliance Co...

SALE



2.6 · 55

Whirlpool WRTX3316TZ

**\$879.00** ~~\$977.00~~

Town Appliance



4.3 · 1K+

GE ADA 16.6 Cu. Ft. Top-Freezer

**\$881.00**

Abt Electronics

SALE



3.6 · 1K+

**\$819.00** ~~\$932.00~~

Town Appliance



4.3 · 331

**\$758.00**

Shopappliances.com

Free shipping



3.8 · 487

**\$838.00**

Shopappliances.com

Free shipping



**\$1,615.42**

DkHardware.com










4.3 · 1K+

**\$881.00**

Lowe's

Sponsored ⓘ

 <p>GE 16.6 Cu. Ft. Top-Freezer Refrigerator 2... <b>\$594.00</b> Abt Electronics ★★★★★ 4.5 · 1K+</p>	 <p>Bright Interior Lig... 16.6 Cu. Ft. Top-Freezer Refrigerator I... <b>\$809.00</b> Home Depot ★★★★★ 4.5 · 23</p>	 <p>Hamilton Beach 16.6-... <b>\$1,460.00</b> Lowe's ★★★★★ 4.0 · 14 \$1 Off \$40</p>	 <p>SALE GE - 16.6 Cu. Ft. Top-Freezer Refrigerator - ... <b>\$88.99</b> <del>\$119.96</del> jandemas.com</p>	 <p>28 in. 16 Cu. Ft Garage Ready Top Freezer Re... <b>\$719.00</b> Home Depot ★★★★★ 4.5 · 137</p>	 <p>GE Top-Freezer Refrigerat... <b>\$129.00</b> Lowe's ★★★★★ 3.5 · 472 \$2 cash back</p>	 <p>SALE GE® 16.6 Cu. Ft. Freezer Refriger... <b>\$97.69</b> <del>\$1,081.8</del> fishersmaytag</p>
----------------------------------------------------------------------------------------------------------------------------------------------------------------------------------------------------	----------------------------------------------------------------------------------------------------------------------------------------------------------------------------------------------------------------------	----------------------------------------------------------------------------------------------------------------------------------------------------------------------------------------	--------------------------------------------------------------------------------------------------------------------------------------------------------------------------------------------------------------	---------------------------------------------------------------------------------------------------------------------------------------------------------------------------------------------------	----------------------------------------------------------------------------------------------------------------------------------------------------------------------------------------------	----------------------------------------------------------------------------------------------------------------------------------------------------------------------------------------------------

### Buy Top Refrigerators | Up To 35% Off Appliances

<https://www.lowes.com> › appliances › deals :

Sponsored Buy Variety Of Buy Top Refrigerators at Lowe's®- Great Deals On Quality Products. Let Lowe's® Help You Find The Best **Refrigerator** or Freezer For Your Home and Your Needs. Superior Technology · 30-Day Guarantee · Curbside Pickup Available · In-Store Pickup Available Highest in Customer Satisfaction with Appliance Retailers – J.D. Power Refrigerators On Sale · Top Rated Refrigerators · Lowe's® Refrigerators · French Door Refrigerators

### Shop Cubic Feet Refrigerator Sizes & Compact Designs - Home Depot

<http://www.homedepot.com> :

Sponsored Find A **Refrigerator** That'll Compliment Your Kitchen. Choose By Brands, Style Or Innovation. Get Inspired to Cook Fresher Meals With Top-Rated Refrigerators. Shop Various Models!

Save On Kitchen Packages · Find A Store Near You · Check Order Status · Live Chat

📍 20642 Golden Triangle Rd, Santa Clarita · 4.7 mi · (661) 252-7800

Counter-depth Fridges · Chest Deep Freezer · Find a Store · Our Prices

### Walmart Full Size Refrigerators - Shop Refrigerators

<https://www.walmart.com> :

Sponsored Free 2-day Shipping On Millions of Items. No Membership Fee. Shop Now!

Refine by Brand

