

2023 - 2024

CONSOLIDATED ANNUAL PERFORMANCE AND EVALUATION REPORT (CAPER)



COUNTY OF LOS ANGELES

**2023-2024 Consolidated Annual
Performance and Evaluation Report**

CAPER

Los Angeles County Development Authority

700 W Main Street

Alhambra, CA 91801

EMILIO SALAS

Executive Director

PREFACE

The Consolidated Annual Performance and Evaluation Report (CAPER) is an assessment of the County of Los Angeles' (County) activity performance funded by the three (3) U.S. Department of Housing and Urban Development (HUD) formula grant programs: Community Development Block Grant (CDBG); HOME Investment Partnerships (HOME); and Emergency Solutions Grants (ESG).

The CAPER describes the County's performance for these programs in meeting the objectives and goals established in the County's Five-Year Consolidated Plan and its corresponding Annual Action Plan. Fiscal Year (FY) 2023-2024 is the first year in the Five-Year Consolidated Planning Period (Program Years 2023-2028) for the County.

A draft of the 2023-2024 CAPER was made available for public review and comment during a 15-day public notice period, as mandated by HUD. A printed copy of the CAPER was made available at the Los Angeles County Development Authority (LACDA), located at 700 West Main Street, Alhambra, CA 91801. The draft was also distributed to public libraries throughout the County and was posted for viewing and download on the LACDA's website: www.lacda.org during the public notice period. Information included in the draft CAPER is preliminary and subject to change prior to final submittal to HUD. The final CAPER is submitted to HUD through its online system, the Integrated Disbursement and Information System (IDIS), by the due date, 90 days after the end of a grantee's fiscal year. After submission to HUD, the final CAPER will also be uploaded to the County's website in late fall 2024.

CR-05 - Goals and Outcomes (GPAT)

Progress the jurisdiction has made in carrying out its strategic plan and its action plan.

91.520(a)

The Los Angeles County Development Authority (LACDA) takes the lead in overseeing the administration of the County of Los Angeles' (County) Federal formula grants: Community Development Block Grant (CDBG); Home Investment Partnerships (HOME); and Emergency Solutions Grant (ESG). The County does not administer the Housing Opportunities for Persons with AIDS (HOPWA) grant funds. The LACDA also oversees the development of the County's five-year Consolidated Plan, which outlines objectives to address housing and community development needs of County residents. The County's current Consolidated Plan covers the five-year planning period of program years 2023 through 2028 and identifies four (4) priority needs and eight (8) associated goals. This was a shift from the County's previous Consolidated Plan that identified 12 priority needs. The identified priority needs and goal statements facilitate in aligning proposed projects with the activity structure and reporting requirements of the Integrated Disbursement and Information System (IDIS), the U.S. Department of Housing and Urban Development (HUD) Office of Community Planning and Development's (CPD) management database.

The LACDA developed the goals, guided by community input and stakeholder feedback. These goals consider both "hard" costs related to increasing the supply of affordable housing units and shelter for unhoused persons and improving the quality of public facilities and infrastructure, as well as "soft" costs to provide County residents with services to improve their housing and employment access and overall quality of life. More detail on one-year outcome indicators for each goal is provided in Table AP.2 of the County's 2023-2024 One-Year Action Plan. The priority needs and goals are as follows:

1. Priority Need: Increase Affordable Housing Opportunities
 - a. GOAL: Develop and Rehabilitate Affordable Housing Units
 - b. GOAL: Increase Access to Affordable Housing
2. Priority Need: Reduce Homelessness
 - a. GOAL: Develop and Rehabilitate Housing and Shelter for Unhoused Persons
 - b. GOAL: Provide Services to Prevent and Reduce Homelessness
3. Priority Need: Strengthen an Inclusive Local Economy
 - a. GOAL: Support Businesses
 - b. GOAL: Increase Access to Employment Opportunities
4. Priority Need: Resilient and Healthy Communities
 - a. GOAL: Resilient Infrastructure and Public Facilities
 - b. GOAL: Thriving Neighborhoods and Healthy Residents

A summary of the County's program year 2023-2024 expected goals and actual accomplishments are outlined in Table 1 – Accomplishments – Program Year & Strategic Plan to Date along with a program summary report in Attachment 1.

Comparison of the proposed versus actual outcomes for each outcome measure submitted with the consolidated plan and explain, if applicable, why progress was not made toward meeting goals and objectives. 91.520(g)

Categories, priority levels, funding sources and amounts, outcomes/objectives, goal outcome indicators, units of measure, targets, actual outcomes/outputs, and percentage completed for each of the grantee’s program year goals.

Goal	Category	Source / Amount	Indicator	Unit of Measure	Expected – Strategic Plan	Actual – Strategic Plan	Percent Completed	Expected – Program Year	Actual – Program Year	Percent Completed
Develop and Rehabilitate Affordable Housing Units	Affordable Housing	CDBG: \$ / HOME: \$	Rental units constructed	Household Housing Unit	275 CDBG/ 150 HOME	0 CDBG/ 0 HOME	0% CDBG/ 0% HOME	55 CDBG/ 30 HOME	0 CDBG/ 72 HOME	0% CDBG/ 240% HOME
Develop and Rehabilitate Affordable Housing Units	Affordable Housing	CDBG: \$ / HOME: \$	Rental units rehabilitated	Household Housing Unit	810 CDBG/ 500 HOME	0 CDBG/ 0 HOME	0% CDBG/ 0% HOME	162 CDBG/ 100 HOME	0 CDBG/ 0 HOME	0% CDBG/ 0% HOME
Develop and Rehabilitate Affordable Housing Units	Affordable Housing	CDBG: \$ / HOME: \$	Homeowner Housing Rehabilitated	Household Housing Unit	1670 CDBG/ 1,000 HOME	0 CDBG/ 0 HOME	0% CDBG/ 0% HOME	334 CDBG/ 200 HOME	0 CDBG/ 202 HOME	0% CDBG/ 101% HOME
Increase Access to Affordable Housing	Affordable Housing	CDBG: \$ / HOME: \$	Homeowner Housing Added	Household Housing Unit	0 CDBG/ 270 HOME	0 CDBG/ 13 HOME	0% CDBG/ 5% HOME	0 CDBG/ 0 HOME	0 CDBG/ 29 HOME	0% CDBG/ N/A HOME
Increase Access to Affordable Housing	Affordable Housing	CDBG: \$ / HOME: \$	Direct Financial Assistance to Homebuyers	Households Assisted	240 CDBG/ 270 HOME	0 CDBG/ 0 HOME	0% CDBG/ 0% HOME	48 CDBG/ 54 HOME	0 CDBG/ 17 HOME	0% CDBG/ 31% HOME
Increase Access to Employment Opportunities	Non-Housing Community Development	CDBG: \$	Facade treatment/business building rehabilitation	Business	150	0	0%	1	0	0%

Goal	Category	Source / Amount	Indicator	Unit of Measure	Expected – Strategic Plan	Actual – Strategic Plan	Percent Completed	Expected – Program Year	Actual – Program Year	Percent Completed
Increase Access to Employment Opportunities	Non-Housing Community Development	CDBG: \$	Jobs created/retained	Jobs	275	161	59%	94	161	171%
Increase Access to Employment Opportunities	Non-Housing Community Development	CDBG: \$	Businesses assisted	Businesses Assisted	140	212	151%	273	212	77.7%
Provide Services to Prevent & Reduce Homelessness	Homeless	CDBG: \$ / ESG: \$	Tenant-based rental assistance / Rapid Rehousing	Households Assisted	100 CDBG/ 50 ESG	0 CDBG/ 0 ESG	0% CDBG/ 0% ESG	20 CDBG/ 10 ESG	0 CDBG/ 0 ESG	0% CDBG/ 0% ESG
Provide Services to Prevent & Reduce Homelessness	Homeless	CDBG: \$ / ESG: \$	Homelessness Prevention	Persons Assisted	CDBG/ 625,000 ESG	0 CDBG/ 0 ESG	0% CDBG/ 0% ESG	0 CDBG/ 125,000 ESG	0 CDBG/ 0 ESG	0% CDBG/ 0% ESG
Resilient Infrastructure and Public Facilities	Non-Housing Community Development	CDBG: \$	Public Facility or Infrastructure Activities other than Low/Moderate Income Housing Benefit	Persons Assisted	343,410	128,180	37%	504,179	128,180	25%
Resilient Infrastructure and Public Facilities	Non-Housing Community Development	CDBG: \$	Public Facility or Infrastructure Activities for Low/Moderate Income Housing Benefit	Households Assisted	0	0	0%	0	0	0%

Goal	Category	Source / Amount	Indicator	Unit of Measure	Expected – Strategic Plan	Actual – Strategic Plan	Percent Completed	Expected – Program Year	Actual – Program Year	Percent Completed
Resilient Infrastructure and Public Facilities	Non-Housing Community Development	CDBG: \$	Homeowner Housing Rehabilitated	Household Housing Unit	350	912	261%	6238	912	15%
Support Businesses	Non-Housing Community Development	CDBG: \$	Facade treatment/business building rehabilitation	Business	150	2	1%	13	2	15%
Support Businesses	Non-Housing Community Development	CDBG: \$	Businesses assisted	Businesses Assisted	140	0	0%	28	0	0%
Thriving Neighborhoods and Healthy Residents	Non-Housing Community Development	CDBG: \$	Public service activities other than Low/Moderate Income Housing Benefit	Persons Assisted	2,468,975	1,292,679	52%	1,300,151	1,292,679	99%
Thriving Neighborhoods and Healthy Residents	Non-Housing Community Development	CDBG: \$	Public service activities for Low/Moderate Income Housing Benefit	Households Assisted	0	0	0%	0	0	0%
Thriving Neighborhoods and Healthy Residents	Non-Housing Community Development	CDBG: \$	Homeless Person Overnight Shelter	Persons Assisted	930	101,672	10,933%	100,428	100,672	101%
Thriving Neighborhoods and Healthy Residents	Non-Housing Community Development	CDBG: \$	Overnight/Emergency Shelter/Transitional Housing Beds added	Beds	0	0	0%	0	0	0%

Table 1 - Accomplishments – Program Year & Strategic Plan to Date

Assess how the jurisdiction's use of funds, particularly CDBG, addresses the priorities and specific objectives identified in the plan, giving special attention to the highest priority activities identified.

As Los Angeles County transitioned to the 2023-2028 planning period, some continuing activities, specifically many Public Facilities and Improvements activities, fell outside the scope of the four Priority Needs and could not be counted under the specifications of Table 1. Incongruities between continuing activities and the new Priority Needs also skewed some outcomes, resulting in either very high, very low, or nonexistent progress towards goals.

The County spent the greatest amount of CDBG and HOME grant funds on activities in support of housing preservation and rehabilitation. Nearly half of grant funds budgeted towards housing activities were used for single-family, multifamily and public housing rehabilitation, with a total of 1,143 housing units being rehabilitated as a result of these efforts. Anti-Crime and Code Enforcement programs expended \$2,936,427 to address crime prevention throughout the County, while \$1,800,000 was contracted to the Housing Rights Center to address fair housing inquiries and increased need for housing assistance litigation throughout the County.

Efforts towards building resilient, healthy and thriving neighborhoods encompassed expending another \$7,749,215 on Public Facilities and Infrastructure activities, including: acquisition, disposition, public facilities and improvements, neighborhood facilities, parks and recreational facilities, parking facilities, water and sewer improvements, historic preservation, street improvements, and sidewalk construction. \$3,211,208 was expended on Special Needs/Non-Homeless priorities. Beyond brick-and-mortar activities, the County aimed to improve the living environment for its residents through a variety of Public Service programs. \$1,178,383 was expended for Senior Services, and \$528,955 was expended on Youth Services. Other public services included homeless/AIDS patients programs, services for the disabled, battered and abused spouses programs, employment training, crime awareness/prevention, health services, neighborhood cleanups, and food banks. Overall, \$5,066,927 CDBG dollars were expended on Public Services throughout the County.

The County operated a variety of programs directed towards economic growth in the region. CDBG funds of \$1,670,046 were used for other commercial/industrial improvements, including business façade improvements, direct financial assistance to for-profit business, and technical assistance to businesses. The County and several of its participating cities administered multiple rounds of small business grant programs to help prevent local businesses from shuttering as the economy recuperates. The County also continued to manage its Section 108 Loan Program, used to fund large scale CDBG-eligible economic development and infrastructure projects; a total of \$1,807,158 million was made in Section 108 Loan repayments.

The County met federal grant program requirements in each of its formula grant funds. In its CDBG Program, the County expended 96.68% of total qualified expenditures to benefit low- and

moderate-income persons, in the third year of the three-year certification period; held planning and administration expenditures to 16.42% of the annual grant plus program income amount; and expended only 14.93% of the sum of the grant plus last fiscal year's program income for public service activities. 100% of CDBG-CV funds were used to serve low- and moderate-income persons, while holding planning and administrative costs to 10.95%. The County HOME Program met its Match Liability with 25% of the requirement with Single-Family and Multifamily Revenue Bonds and the remaining 75% met through other non-federal dollars. Similarly, the County ESG Program achieved a dollar-for-dollar match, providing \$1,113,432 in County General Funds for funding awarded through the program year, and adhered to the 7.5% administrative cap on costs for the grant.

CR-10 - Racial and Ethnic composition of families assisted

Describe the families assisted (including the racial and ethnic status of families assisted).

91.520(a)

	CDBG	HOME
White	2,866	29
Black or African American	608	16
Asian	1,789	6
American Indian or American Native	106	0
Native Hawaiian or Other Pacific Islander	35	0
Total	5,404	51
Hispanic	3,167	36
Not Hispanic	3,826	46

Describe the clients assisted (including the racial and/or ethnicity of clients assisted with ESG)

	ESG
American Indian, Alaska Native, or Indigenous	5
Asian or Asian American	14
Black, African American, or African	747
Hispanic/Latina/e/o	347
Middle Eastern or North African	7
Native Hawaiian or Pacific Islander	6
White	162
Multiracial	612
Client doesn't know	11
Client prefers not to answer	0
Data not collected	40
Total	1,951

Table 2 – Table of assistance to racial and ethnic populations by source of funds

Narrative

The County's federally funded CDBG, HOME and ESG activities continue to serve a variety of clients throughout the five Supervisorial Districts of the County of Los Angeles, within its participating cities and among Countywide targeted areas. Due to the Los Angeles County Development Authority (LACDA) and Los Angeles Homeless Services Authority (LAHSA) focus to track individual persons in its databases, rather than families, racial and ethnic counts were adjusted in CR-10 to reflect individual clients served. Missing from the table above are CDBG

additional clients who identified as the racial category of Other – a total of 1,589 persons. The Ethnicity counts for Hispanic versus Not Hispanic totals are a total of the categories listed in the table plus the category of Other.

HOME clients reflected in Table CR-10 do not include those identifying Race as Other or units that were left Vacant. The Ethnicity counts for Hispanic versus Not Hispanic totals are a sum total of the categories listed in the table plus the category of Other.

The racial makeup of individuals assisted with ESG funds is overall consistent with the racial makeup of those experiencing homelessness based on the homeless count. Of the 1,951 individuals assisted with ESG funds, clients identified as the following: 38% Black/African American; 31% Multiracial; 18% Hispanic/Latino; and 8% White.

CR-15 - Resources and Investments 91.520(a)

Identify the resources made available

Source of Funds	Source	Resources Made Available	Amount Expended During Program Year
CDBG	public - federal	\$53,451,203	\$27,807,476
HOME	public - federal	\$31,990,725	\$13,654,375
ESG	public - federal	\$2,226,864	\$2,226,863

Table 3 - Resources Made Available

Narrative

The IDIS PR-26 FY 2023-2024 Financial Summary Report for CDBG and CDBG-CV for the County of Los Angeles is included in Attachment 2. The following were necessary adjustments made to the PR-26.

Part III – Lines 18 and 20

\$1,777,659.22 was entered on Line 18 for amount expended for Low/Mod Multi-Unit Housing.

Adjustment of \$4,503.06 was entered on Line 20 for total amount subject to Low/Mod Benefit.

Part IV – Line 30

Negative adjustment of \$321,157.00 was entered on Line 30 for exclusion of COVID-19 related projects from calculation of the Public Service cap.

Identify the geographic distribution and location of investments.

Target Area	Planned Percentage of Allocation	Actual Percentage of Allocation	Narrative Description
Countywide	35	35	
Dist. 1 Unincorporated Avocado Heights-Bassett North Whittier			601956-23 Code Enforcement - First District, 601936-23 Equestrian Patrol Program 601224-23 F.I.E.S.T.A. Program 602330-23 1 st District Clean-Up and Graffiti Deterrent Projects
Dist. 1 Unincorporated Azusa			601956-23 Code Enforcement – First District 602569-23 DPR – Senior Program (Valleydale Park) 602330-23 1 st District Clean-Up and Graffiti Deterrent Projects

Target Area	Planned Percentage of Allocation	Actual Percentage of Allocation	Narrative Description
Dist. 1 Unincorporated Covina			601956-23 Code Enforcement - First District, 601936-23 Equestrian Patrol Program 601224-23 F.I.E.S.T.A. Program 602330-23 1 st District Clean-Up and Graffiti Deterrent Projects
Dist. 1 Unincorporated East Los Angeles			1JP02X-23 Affordable Housing Disposition - District 1 601469-23 Maravilla/Disposition 602026 -23 East Los Angeles Parking Lot Lease Payments 601956 -23 Code Enforcement - First District 601387 -23 Senior Empowerment Program - Union Pacific 601388 -23 Youth Development Program – Union Pacific 602635-23 East LA Caltrans Lots Security Improvements 602567-23 DPR - Senior Program (Belvedere Park) 602568-23 DPR - Senior Program (Salazar Park), 602634-23 DPR - Senior Program (City Terrace Park) 602524-22 Facility Improvements - East Los Angeles Women’s Center 602019-23 East Los Angeles Farmer's Market, 602539-22 CORE Program - Assistance for Lease Payments 602540-22 CORE Program - Commercial Improvements 601905-23 1st District Clean-Up and Graffiti Deterrent Project 602173-19 Project Equity - East Los Angeles
Dist. 1 Unincorporated East Valinda (San Jose Hills)			602570-23 DPR - Senior Program (Sunshine Park)
Dist. 1 Unincorporated South El Monte			601956 -23 Code Enforcement - First District

Target Area	Planned Percentage of Allocation	Actual Percentage of Allocation	Narrative Description
Dist. 1 Unincorporated South San Gabriel			601956 -23 Code Enforcement - First District, 602562-23 La Casa - Community and Emergency Assistance Program 602330-23 1st District Clean-Up and Graffiti Deterrent Projects
Dist. 1 Unincorporated Valinda			601956 -23 Code Enforcement - First District, 601224 -23 F.I.E.S.T.A. Program 602330-23 1st District Clean-Up and Graffiti Deterrent Projects
Dist. 1 Unincorporated Walnut Park			N/A
Dist. 1 Unincorporated West Valinda			N/A
Dist. 1 Unincorporated West Valinda/West Puente Valley			601956 -23 Code Enforcement - First District 601936 -23 Equestrian Patrol Program 601224 -23 F.I.E.S.T.A. Program 602330-23 1st District Clean-Up and Graffiti Deterrent Projects
Dist. 1 Unincorporated Whittier Sunrise			N/A
Dist. 2 Unincorporated Athens Village			F96232-23 Century Station Code Enforcement Project
Dist. 2 Unincorporated Athens-Westmont			2KR14A -23 Lennox Health & Safety Correction Program – Single-Unit 2KR14B-23 Lennox Health & Safety Correction Program – Multi-Unit 602285-20 95th and Normandie Pocket Park, 602205-20 Bridge Housing for the Vermont Manchester Transit Priority 602278-23 Vermont Manchester Section 108 Loan Repayment 602145-23 Vermont Manchester Section 108 Loan Interest Repayment F96232-23 Century Station Code Enforcement Project
Dist. 2 Unincorporated Del Aire			2KR14A -23 Lennox Health & Safety Correction Program – Single-Unit 2KR14B-23 Lennox Health & Safety Correction Program – Multi-Unit
Dist. 2 Unincorporated East Rancho Dominguez			F96232-23 Century Station Code Enforcement Project

Target Area	Planned Percentage of Allocation	Actual Percentage of Allocation	Narrative Description
Dist. 2 Unincorporated El Camino Village			F96232-23 Century Station Code Enforcement Project
Dist. 2 Unincorporated Florence-Firestone			601374-23 Florence Parking Lot- Section 108 Loan Repayment 602053-23 Florence Parking Lot- Section 108 Loan Interest Repayment 600909-23 La Alameda Shopping Center – Section 108 Loan Repayment 602052-23 La Alameda Shopping Center – Section 108 Loan Interest Repayment 602206-20 New Florence-Firestone Public Library, F96232-23 Century Station Code Enforcement Project
Dist. 2 Unincorporated Hawthorne			N/A
Dist. 2 Unincorporated Lennox			2KR14A -23 Lennox Health & Safety Correction Program – Single-Unit 2KR14B -23 Lennox Health & Safety Correction Program – Multi-Unit F96232-23 Century Station Code Enforcement Project
Dist. 2 Unincorporated Rosewood/East Gardena			N/A
Dist. 2 Unincorporated Rosewood/West Rancho Dominguez			F96232-23 Century Station Code Enforcement Project
Dist. 2 Unincorporated View Park/Windsor Hills			N/A
Dist. 2 Unincorporated West Carson			N/A
Dist. 2 Unincorporated West Rancho Dominguez			F96232-23 Century Station Code Enforcement Project
Dist. 2 Unincorporated Willowbrook			601898-23 Wilmington & 118th Library Project – Section 108 Loan Repayment 602054-23 Wilmington & 118th Library Project – Section 108 Loan Interest Repayment 2BF02X-23 Willowbrook Community Project Area/Disposition F96232-23 Century Station Code Enforcement Project

Target Area	Planned Percentage of Allocation	Actual Percentage of Allocation	Narrative Description
Dist. 4 Unincorporated Cerritos			601764-23 Fourth District Handyworker Program 600727-23 Code Enforcement – Fourth District
Dist. 4 Unincorporated Hacienda Heights			N/A
Dist. 4 Unincorporated La Rambla			N/A
Dist. 4 Unincorporated Rowland Heights			N/A
Dist. 4 Unincorporated South Whittier			601764-23 Fourth District Handyworker Program 600727-23 Code Enforcement – Fourth District 602023-23 South Whittier/Los Nietos Before and After School Programming 602346-23 Social Services Referral Program at Liberty Plaza 602323-23 4th District Neighborhood Cleanup, 602631-23 E-Sports and Facility Improvements – South Whittier
Dist. 4 Unincorporated West Whittier/Los Nietos			600727-23 Code Enforcement – Fourth District 602023-23 South Whittier/Los Nietos Before and After School Programming 601764-23 Fourth District Handyworker Program
Dist. 5 Unincorporated Agua Dulce			L96509-23 Handyworker Program
Dist. 5 Unincorporated Altadena			601063-23 Bright Futures Scholars Program 601468-23 West Altadena/Disposition 600475-23 Loma Alta Park Recreation Programs
Dist. 5 Unincorporated Canyon Country			E96508-23 Healthcare Access for the Low Income and Uninsured L96509-23 Handyworker Program
Dist. 5 Unincorporated Castaic/Lake Hughes			E96508-23 Healthcare Access for the Low Income and Uninsured L96509-23 Handyworker Program
Dist. 5 Unincorporated Covina			N/A

Target Area	Planned Percentage of Allocation	Actual Percentage of Allocation	Narrative Description
Dist. 5 Unincorporated East Pasadena			601063-23 Bright Futures Scholars Program
Dist. 5 Unincorporated El Monte			N/A
Dist. 5 Unincorporated Hi Vista			600819-23 AVPH-HFA Home Visitation Program 601681-23 Handyworker Program
Dist. 5 Unincorporated Kagel Canyon			N/A
Dist. 5 Unincorporated La Crescenta/Montrose			N/A
Dist. 5 Unincorporated Lake Littlerock			N/A
Dist. 5 Unincorporated Lake Los Angeles			600483-23 Pearblossom Park Recreation Programs 600819-23 AVPH-HFA Home Visitation Program 601681-23 Handyworker Program
Dist. 5 Unincorporated Llano			600819-23 AVPH-HFA Home Visitation Program 601681-23 Handyworker Program 600483-23 Pearblossom Park Recreation Programs
Dist. 5 Unincorporated Monrovia			600482-23 Pamela Park Recreation Programs
Dist. 5 Unincorporated Newhall			E96508-23 Healthcare Access for the Low Income and Uninsured 602437-21 Santa Clarita Valley Boys & Girls Club Facility Improvements L96509-23 Handyworker Program
Dist. 5 Unincorporated North East San Gabriel			N/A
Dist. 5 Unincorporated Pearblossom			600483-23 Pearblossom Park Recreation Programs 600819-23 AVPH-HFA Home Visitation Program 601681-23 Handyworker Program
Dist. 5 Unincorporated Quartz Hill			601681-23 Handyworker Program 600819-23 AVPH-HFA Home Visitation Program
Dist. 5 Unincorporated Roosevelt			N/A

Target Area	Planned Percentage of Allocation	Actual Percentage of Allocation	Narrative Description
Dist. 5 Unincorporated South Antelope Valley			600483-23 Pearblossom Park Recreation Programs 600819-23 AVPH-HFA Home Visitation Program 601681-23 Handyworker Program
Dist. 5 Unincorporated Val Verde			E96508-23 Healthcare Access for the Low Income and Uninsured L96509-23 Handyworker Program
Participating Cities	65	65	

Table 4 – Identify the geographic distribution and location of investments

Narrative

Funds are distributed among the 47 participating cities and the unincorporated areas within the five County Supervisorial Districts. The distribution of funds among these entities utilizes the HUD formula as adopted by the Board of Supervisors in 1975. The formula is based on a combination of 2020 Census data and other most recent population estimates provided by HUD. Table 4 omits allocation percentages by target area because many projects overlap two or more target areas, making it difficult to parse the data.

Funding decisions for County programs are based on the needs and strategies discussed in the County's Consolidated Plan. Participating cities retain local control by designing and operating CDBG projects based on local needs. Funding for participating cities activities account for 65% of the County's formula grant funds distribution. The LACDA works with each County Supervisorial Board Office to identify and develop viable projects in the unincorporated areas of the County. Funding for activities in the unincorporated areas of the County account for the remaining 35% of the County's formula grant funds distribution. ESG funds are administered by the lead agency for the County and City of Los Angeles, Los Angeles Homeless Services Authority (LAHSA), who works with local government agencies and nonprofit housing and social service providers to address a wide range of issues related to homelessness within the Los Angeles Continuum of Care (CoC).

CDBG and HOME-funded activities in the unincorporated areas target geographic areas with the greatest socio-economic distress. The goals of these programs are to maintain and improve neighborhoods and communities within the unincorporated County. To this end, a variety of public services, public works projects, housing production and rehabilitation programs and economic development activities are undertaken. Public funds are leveraged with private resources to maximize the effects of formula grant investment.

Leveraging

Explain how federal funds leveraged additional resources (private, state and local funds), including a description of how matching requirements were satisfied, as well as how any publicly owned land or property located within the jurisdiction that were used to address the needs identified in the plan.

The LACDA enlists a variety of public and private resources to meet its planned outcomes and objectives to serve County residents. The County uses resources from CDBG, HOME, ESG, Public Housing Assistance, and special grants awarded by HUD as the foundation for implementing its consolidated plan strategies. CDBG dollars are expanded through the Section 108 Loan Guarantee Program, which allows the County and its participating cities to borrow additional funds against their grant funds to meet immediate community development needs. In FY 2023-2024, a total of \$1,398,000 was made in repayments for \$23,133,00 in outstanding Section 108 loans, for the city of Covina, and the County projects of La Alameda, Florence Parking Lot, Vermont Manchester, and Willowbrook Library. The County also received funds from the State of California and City of Los Angeles for projects that involved joint funding by these jurisdictions.

The LACDA leveraged resources among various programs, which can be used jointly with CDBG to fund projects. Subrecipient agencies also use a wide variety of resources, including General Funds, local funding, and philanthropic donations to leverage their CDBG dollars. Nearly \$160 million was reported as being leveraged with CDBG funds and expended during FY 2023-2024. Leverage funds reported by agency type include: \$92,874,299 by community-based organizations/other public agencies; \$1,679,655 by County Departments; \$30,944,000 by LACDA Divisions; and \$34,264,949 by participating cities.

The HOME Program leveraged approximately \$96 million with two projects completed in FY 2023-2024. The HOME Program requires Participating Jurisdictions (PJs) to match HOME funds with non-federal dollars. The match requirement was satisfied for FY 2023-2024 with carryover and previous fiscal year contributions. 25% of the match requirement was met with Single-Family and Multifamily Mortgage Revenue Bonds, and the remaining 75% was met through other non-federal funds. The HOME APR (HUD 40107) and HOME Match Report (HUD 40107-A) are included in Attachment 3.

ESG regulations require a dollar-for-dollar match. Funds provided through the County General Funds to LAHSA will provide 100% of the match requirement for ESG funds. For the ESG Program match, LAHSA provided local government match dollars in the amount of \$1,113,431.58.

Fiscal Year Summary – HOME Match	
1. Excess match from prior Federal fiscal year	\$47,140,123
2. Match contributed during current Federal fiscal year	\$62,767,376
3. Total match available for current Federal fiscal year (Line 1 plus Line 2)	\$109,907,499
4. Match liability for current Federal fiscal year	\$708,860
5. Excess match carried over to next Federal fiscal year (Line 3 minus Line 4)	\$109,198,639

Table 5 – Fiscal Year Summary - HOME Match Report

Match Contribution for the Federal Fiscal Year								
Project No. or Other ID	Date of Contribution	Cash (non-Federal sources)	Foregone Taxes, Fees, Charges	Appraised Land/Real Property	Required Infrastructure	Site Preparation, Construction Materials, Donated labor	Bond Financing	Total Match
C23B26	10/4/2022	1,706,338						\$1,706,338
D24A26	10/4/2022	2,637,398						\$2,637,398
N19125	10/17/2022	2,330,798						\$2,330,798
N19146	10/31/2022	5,603,557						\$5,603,557
N19123	12/9/2022	6,544,526						\$6,544,526
C24A11	12/20/2022	1,582,462						\$1,582,462
D24A11	12/20/2022	2,373,693						\$2,373,693
N19130	12/20/2022	6,062,367						\$6,062,367
C25A03	1/26/2023	1,279,649						\$1,279,649
N19124	1/26/2023	2,019,123						\$2,019,123
C23B21	1/27/2023	1,231,459						\$1,231,459
HSCF33	1/27/2023	1,243,685						\$1,243,685
C23A20	4/14/2023	1,864,183						\$1,864,183
D24A20	4/14/2023	2,779,551						\$2,779,551
C25A08	4/21/2023	455,198						\$455,198
N19126	7/14/2023	5,735,337						\$5,735,337
C24A19	8/1/2023	403,850						\$403,850
H23A19	8/1/2023	1,196,798						\$1,196,798
HSCF34	8/29/2023	326,838						\$326,838
C25A09	8/29/2023	4,222,806						\$4,222,806
C23A14	9/15/2023	2,767,066						\$2,767,066
N19147	9/19/2023	4,366,115						\$4,366,115
C25A07	9/27/2023	4,034,577						\$4,034,577

Table 6 – Match Contribution for the Federal Fiscal Year

HOME MBE/WBE report

Program Income – Enter the program amounts for the reporting period				
Balance on hand at begin-ning of reporting period \$	Amount received during reporting period \$	Total amount expended during reporting period \$	Amount expended for TBRA \$	Balance on hand at end of reporting period \$
\$10,994,015.58	\$2,476,614.57	\$11,488,693.18	N/A	\$1,972,936.97

Table 7 – Program Income

Minority Business Enterprises and Women Business Enterprises – Indicate the number and dollar value of contracts for HOME projects completed during the reporting period						
	Total	Minority Business Enterprises				White Non-Hispanic
		Alaskan Native or American Indian	Asian or Pacific Islander	Black Non-Hispanic	Hispanic	
Contracts						
Number	2	0	0	0	0	2
Dollar Amount	\$66,579,844	0	0	0	0	\$66,579,844
Sub-Contracts						
Number	137	13	4	1	17	102
Dollar Amount	\$59,829,582	\$2,873,783	\$1,143,523	\$1,669,000	\$4,111,618	\$50,031,658
	Total	Women Business Enterprises	Male			
Contracts						
Number	2	0	2			
Dollar Amount	\$66,579,844	0	\$66,579,844			
Sub-Contracts						
Number	137	8	129			
Dollar Amount	\$59,829,583	\$3,645,757	\$56,183,826			

Table 8 - Minority Business and Women Business Enterprises

Minority Owners of Rental Property – Indicate the number of HOME assisted rental property owners and the total amount of HOME funds in these rental properties assisted						
	Total	Minority Property Owners				White Non-Hispanic
		Alaskan Native or American Indian	Asian or Pacific Islander	Black Non-Hispanic	Hispanic	
Number						
Dollar Amount	N/A					

Table 9 – Minority Owners of Rental Property

Relocation and Real Property Acquisition – Indicate the number of persons displaced, the cost of relocation payments, the number of parcels acquired, and the cost of acquisition						
Parcels Acquired						
Businesses Displaced						
Nonprofit Organizations Displaced						
Households Temporarily Relocated, not Displaced						
Households Displaced	Total	Minority Property Enterprises				White Non-Hispanic
		Alaskan Native or American Indian	Asian or Pacific Islander	Black Non-Hispanic	Hispanic	
Number	N/A					
Cost	N/A					

Table 10 – Relocation and Real Property Acquisition

CR-20 - Affordable Housing 91.520(b)

Evaluation of the jurisdiction's progress in providing affordable housing, including the number and types of families served, the number of extremely low-income, low-income, moderate-income, and middle-income persons served.

	One-Year Goal	Actual
Number of Homeless households to be provided affordable housing units	61	72
Number of Non-Homeless households to be provided affordable housing units	267	17
Number of Special-Needs households to be provided affordable housing units	78	0
Total	406	89

Table 11 – Number of Households

	One-Year Goal	Actual
Number of households supported through Rental Assistance	0	0
Number of households supported through The Production of New Units	139	72
Number of households supported through Rehab of Existing Units	267	1,143
Number of households supported through Acquisition of Existing Units	0	17
Total	406	1,232

Table 12 – Number of Households Supported

Discuss the difference between goals and outcomes and problems encountered in meeting these goals.

The First-Time Homebuyer Program falls under the Acquisition of Existing Units in the HOME Program’s Integrated Disbursement & Information System (IDIS) input; however, under the County’s CDBG Program, it is referred to as Direct Financial Assistance to Homebuyers.

Discuss how these outcomes will impact future annual action plans.

The County continues to report accomplishments in the future as planned for in the Five-Year Consolidated Plan. Adjustments to one-year goals will be considered for the number of non-homeless households to be provided affordable housing units and number of households supported through the rehabilitation of existing units.

Include the number of extremely low-income, low-income, and moderate-income persons served by each activity where information on income by family size is required to determine the eligibility of the activity.

Number of Households Served	CDBG Actual	HOME Actual
Extremely Low-income	1,952	34
Low-income	539	32
Moderate-income	3,265	58
Total	5,756	124

Table 13 – Number of Households Served

Narrative Information

The LACDA has been able to assist in the financing of the development of new, affordable rental units, affordable housing for low-income households, as well as special needs housing. Rental units financed by the LACDA using HOME funds were reserved for occupants with incomes that did not exceed 50% of the Los Angeles County Area Median Income (AMI). During Fiscal Year 2023-2024, approximately \$11.2 million in HOME funds was expended to finance the development of four (4) housing projects at various development stages. These projects are El Nuevo Amanecer Apartments, Las Dahlias Apartments, Walnut Park Apartments, and Metro at Florence Apartments. A total of 72 rental HOME-assisted units were completed and received a certificate of occupancy in Fiscal Year 2023-2024. There were an additional 103 units in progress.

The LACDA's Home Ownership Program (HOP) assists households in Los Angeles County in making home ownership accessible by facilitating affordable home purchases for low-income households, providing deferred payment loans for down payment assistance, individual credit counseling, and homebuyer education. The HOP funded 17 deferred payment loans, totaling \$1.57 million in HOME funds during Fiscal Year 2023-2024.

CDBG funds were used to financially assist eligible homeowners and renters under the single-family and multi-family home improvement, handyworker, and public housing modernization programs. During Fiscal Year 2023-2024, LACDA completed 202 units of housing rehabilitation for extremely low-, low-, and moderate-income owners, and 29 units of housing rehabilitation for

extremely low-, low-, and moderate-income renters including the Residential Sound Insulation Program (RSIP), with an emphasis on health and safety repairs.

CR-25 - Homeless and Other Special Needs 91.220(d, e); 91.320(d, e); 91.520(c)

Evaluate the jurisdiction's progress in meeting its specific objectives for reducing and ending homelessness through:

The Los Angeles Continuum of Care's (CoC) goal is to make experiencing homelessness a rare and short lived episode for individuals. Furthermore, it seeks to prevent individuals from entering the homeless system by meeting immediate needs and expediting the placement of individuals into permanent housing.

The Los Angeles CoC promotes integrated, community-wide strategies and plans to prevent and end homelessness, by way of coordinating with numerous local organizations and initiatives to serve those experiencing homelessness and managing CoC's funding applications. Furthermore, it has invested heavily in deploying problem-solving throughout the homeless response system. Problem-Solving (also known as Diversion or Rapid Resolution, herein referred to as Problem-Solving) is a short-term housing intervention that seeks to assist participants to maintain their current housing or identify an immediate and safe housing alternative within their own network of family, friends and social supports. By working alongside people facing a housing crisis in an empowering manner, Problem-Solving can assist them at the very beginning of their housing crisis, or shortly after they enter the system. Problem-Solving also ensures that those households who do not have alternative housing options are quickly connected to existing emergency or crisis housing services to ensure their immediate health and safety needs are met.

In addition to Problem-Solving, the Los Angeles CoC has invested heavily in prevention services. Coordinated Entry System (CES) providers and partners have established a systematic approach for linking supportive services available to persons at risk of homelessness or unstably housed, and how to access those resources as quickly and efficiently as possible. Providers are often able to prevent a new inflow into homelessness by simply helping an individual or family get caught up on rental arrears that occurred because of a one-time emergency. By understanding the challenges that individuals, youth, and families face in being homeless and/or at risk of homelessness, CES providers are better able to divert people away from the emergency shelter and homeless services delivery system by helping them maintain their current housing, or, when necessary, to relocate to more affordable housing. The Los Angeles CoC continues to employ the practice of Problem Solving/Diversion and helping people reconnect with family and friends, when possible, on a permanent or temporary basis.

For those in need of housing support, the Los Angeles CoC has worked hard to ensure individuals have access to the interim and permanent housing solutions they need. In Fiscal Year 2023-2024, LAHSA utilized ESG funding to support winter shelter programs, crisis housing programs, and rapid re-housing programs. These programs worked to meet an individual's immediate needs while providing them with the resources they needed to exit into permanent housing. LAHSA also worked to ensure individuals had access to interim housing by utilizing ESG funding to support

transportation services as part of the winter shelter program. Measure H funding was used to transport 1,511 individuals to and from winter shelter sites during the winter season. This helped ensure individuals were able to access interim housing resources during the coldest months of the year.

Currently within the Los Angeles CoC, there are four systems providing targeted homeless prevention services to subpopulations: the adult, family, youth, and Veteran systems. The targeting for these programs has been informed through extensive research and data to develop and improve targeting tools for homelessness prevention to maximize the impact in preventing future homelessness.

Reaching out to homeless persons (especially unsheltered persons) and assessing their individual needs.

The Los Angeles CoC has continued to implement an outreach system based on regional coordination of all outreach workers across different funding sources. All outreach workers used the same standardized assessment and triage tool to understand the needs and available resources for the persons they were engaging. Additionally, outreach workers were working closely with the City of Los Angeles Mayor's "Inside Safe" effort. Inside Safe is focused on addressing high profile encampments and getting people indoors as soon as possible.

Los Angeles County also continued to implement a public-facing online system called the Los Angeles Homeless Outreach Portal (LA-HOP) for community stakeholders to inform the outreach system of persons experiencing unsheltered homelessness in need of services and request. Requests go to a centralized platform and are then routed to regional CES outreach coordinators who triage and ensure that outreach teams are deployed to contact the individual experiencing homelessness within 72 hours of the request.

Finally, the Los Angeles CoC continues to work closely with its County partners to develop solutions to encampments, expand street-based medicine, access to mainstream benefits, and meeting the mental and health needs of individuals in crisis housing.

Addressing the emergency shelter and transitional housing needs of homeless persons.

In 2023 the County Board of Supervisors proclaimed a local emergency for homelessness in the County of Los Angeles. This provided the County with additional tools to accelerate and expand its responses through the Homeless Initiative, and in collaboration with partners. LAHSA utilized ESG funding to support programs that addressed the immediate and long-term needs of persons experiencing homelessness. These programs were focused on serving individual adults,

unaccompanied youth, and families and providing them with prevention, emergency shelter, and permanent housing solutions. Incorporating all funding sources that were leveraged in combination with ESG, a total of 1,951 individuals were assisted with ESG funding. In addition, funding for Winter Shelter and AWS programs totaled \$1.25M (City ESG) and \$311K (County ESG) for service provider operations, including transporting individuals to and from interim housing sites during the coldest months of the year. The 1,511 individuals also received transportation services through Measure H funding as part of the Winter Shelter program.

Helping low-income individuals and families avoid becoming homeless, especially extremely low-income individuals and families and those who are: likely to become homeless after being discharged from publicly funded institutions and systems of care (such as health care facilities, mental health facilities, foster care and other youth facilities, and corrections programs and institutions); and, receiving assistance from public or private agencies that address housing, health, social services, employment, education, or youth needs.

LAHSA's Homeless Prevention Program provides services to families and individuals (Adults and Transition Age Youth) who are at imminent risk of becoming homeless. Participants are provided with short-term financial assistance and case management to address the financial crises that put their housing at risk. When necessary, participants are also referred to a Measure H-funded legal services program to help defend any eviction actions that may be threatening their housing.

In addition, LAHSA utilizes Measure H funds to support Problem-Solving strategies. This strategy uses a strengths-based approach utilizing conversation and empowerment methods to help resolve the household's housing crisis or quickly connect them to existing emergency or crisis housing services by working alongside them in an empowering manner.

LAHSA also utilized Measure H funding for Bridge Housing sites to provide low-barrier and supportive 24-hour residence for individuals who have exited institutions. Bridge Housing is temporary and serves to "bridge" people experiencing homelessness into housing via a reserved bed that facilitates placement into permanent housing. The intention of this emergency housing is to provide participants with some stability so that they can maintain contact with their support systems and utilize resources to overcome barriers with finding housing. The individuals served at these sites are over the age of eighteen (18+) and were either involved with the criminal justice system over the past five years or have exited an institution (hospital, jail/prison, etc.) over the past six months.

Helping homeless persons (especially chronically homeless individuals and families, families with children, veterans and their families, and unaccompanied youth) make the transition to permanent housing and independent living, including shortening the period of time that individuals and families experience homelessness, facilitating access for homeless individuals and families to affordable housing units, and preventing individuals and families who were recently homeless from becoming homeless again.

The Los Angeles CoC has a structured outreach system that has regional leadership coordinating all outreach workers, regardless of funding source, known as LA-HOP. In addition to the coordinated outreach system, there has been investment in the number of persons conducting outreach on the streets of Los Angeles, with the addition of more outreach workers this past year engaging people who were on the street to prepare and respond to post-pandemic needs. All outreach workers used the same standardized assessment and triage tool to understand the needs and available resources for the persons they were engaging.

The Los Angeles CoC also continues to implement a Universal Housing Application database. The database serves as a middleware to pull and push relevant information from housing candidates to electronic applications with local housing authorities. This is currently being tested in the County with various housing partners with the goal of reducing mistakes, streamlining the process, and shortening the period of time individuals and families experience homelessness by automating the system.

To better serve families experiencing homelessness, the Los Angeles CoC shifted away from utilizing hotel/motel vouchers to providing non-congregate housing for families. Utilizing Measure H and other local and State resources, the Los Angeles CoC is working on opening several non-congregate interim housing sites for families. This will allow for better coordination of services and facilitate exits to permanent housing.

CR-30 - Public Housing 91.220(h); 91.320(j)

Actions taken to address the needs of public housing.

The LACDA owns 3,229 housing units of public and multifamily housing properties, located throughout the unincorporated areas of the County of Los Angeles. These housing sites help to strengthen neighborhoods, empower families, support local economies, and promote local achievement. Over 21,000 families have benefited from the programs administered by the LACDA, which empowers low-income families by providing opportunities to obtain affordable rental housing; employment and job training; youth programs; childcare; case management; and elderly assistance.

The LACDA meets residents' needs by providing various services at housing developments located throughout the unincorporated areas of the County. The following resident service programs were offered to public housing residents during Fiscal Year 2023-2024:

- **Resident Services Programs** - This project provided support programs to residents of the County of Los Angeles' public housing developments. Resident services programs included: after school programs; adult literacy; recreation; creative arts; youth leadership; senior/disabled services; workforce development; and housing community activities and events. Many of these programs were administered through the collaboration of community partners. **Service Area/Target Population:** This program served approximately 2,000 residents residing at the Nueva Maravilla, Sundance Vista, Harbor Hills, Carmelitos and Century Wilton Housing Developments, located in the 1st, 2nd, and 4th County Supervisorial Districts. The program targets low- and extremely low- income youth residing in the housing developments.

Actions taken to encourage public housing residents to become more involved in management and participate in homeownership.

The LACDA administers a Family Self-Sufficiency (PH-FSS) program to encourage residents to become more self-sufficient and has an array of resident participation activities organized by LACDA staff:

- **Family Self-Sufficiency** – The LACDA administers a Family Self-Sufficiency (PH-FSS) program for Public Housing and Section 8 residents. The PH-FSS program provided critical tools and supportive services to foster a resident's transition from financial and housing assistance to economic and housing self-sufficiency. The FSS program offers a unique savings opportunity known as an escrow account, which is a savings account created and maintained by the LACDA. The escrow account is established when an PH-FSS participant's rent increases due to an increase in earned income (wages). Participants must successfully achieve all goals established in order to be eligible to receive escrow

funds upon completion of the PH-FSS program. After successful completion of the program, participants receive their escrow savings and are encouraged to use it as a down payment on their first home. **Service Area/Target Population:** This program served 36 Public Housing residents at all of the conventional public housing developments located in all five County Supervisorial Districts.

Public Housing encourages its residents to become more involved in community management and participatory roles through its Resident Councils and the Annual Plan Resident Advisory Board.

- **Resident Councils** - The role of a Resident Council (RC) is to improve the quality of life and resident satisfaction in self-help initiatives by enabling residents to create a positive living environment for individuals and families residing in public housing. RCs serve as the voice of the housing communities that elect them. RCs actively participate and are formally recognized through an executed Memorandum of Understanding with the LACDA. The RC membership consists of a democratically governing board elected by the voting membership. The LACDA holds a quarterly gathering of RC Board members and provides workshops on varying topics throughout the year which may include: LACDA policies; community resources; how to run an effective meeting; safety issues; and the budgeting process. Currently, there are seven (7) active RCs.

Resident Advisory Board - The Resident Advisory Board (RAB) provides the LACDA and its clients with a forum for sharing information about the Annual Plan. As part of the Annual Plan process, HUD requires the LACDA to set up a RAB each year and meet with the RAB at least once in efforts to increase resident participation and input in the Annual Plan process. RAB members help the LACDA in developing its goals and provide recommendations on how to improve the Section 8 and Public Housing programs.

Actions taken to provide assistance to troubled PHAs.

The LACDA has been commended for its management of its public housing sites and has received a HUD High Performer designation for the 15th year in a row under HUD's Public Housing Assessment System (PHAS). The PHAS is an in-depth evaluation of a Public Housing Agency's (PHAs) performance, including the physical condition of properties, financial health, management systems and the effectiveness of its modernization Capital Fund program. The LACDA's Public Housing program is the second largest PHA in Southern California. The LACDA has not had to take action to provide assistance to troubled PHAs but would be available to assist local PHAs with recommendations for public housing operations and management.

CR-35 - Other Actions 91.220(j)-(k); 91.320(i)-(j)

Actions taken to remove or ameliorate the negative effects of public policies that serve as barriers to affordable housing such as land use controls, tax policies affecting land, zoning ordinances, building codes, fees and charges, growth limitations, and policies affecting the return on residential investment. 91.220 (j); 91.320 (i).

The LACDA worked closely with the County Board of Supervisors Offices to identify affordable housing barriers and reshape their policies and programs to align with the County’s Priority Needs. The LACDA identifies three primary barriers to affordable housing:

- Current market conditions—such as increased land costs, high construction costs, construction liabilities and lack of developable land—constrain the housing market and become barriers to affordable housing;
- Financing requirements, increasing interest rates, and lending discrimination make homeownership less attainable for low- and moderate-income households; and
- Regulatory/policy measures (development fees, building codes, zoning, and the approval process), as well as environmental conditions (hillsides/slopes, fire hazards, flooding/mudflows, and seismic hazards) create obstacles to developing affordable housing.

Recent events have exacerbated these hurdles, such as the continuing increase in housing costs and rents, rising insurance premiums, insufficient housing stock, and resistance to affordable developments in affluent, low-density areas.

The County has taken several measures to ameliorate these barriers. In Fiscal Year 2023-2024, the County continued to implement the Density Bonus Ordinance, which is designed to increase the production of on-site affordable housing. Another significant piece of legislation was the amendment to the Accessory Dwelling Unit (ADU) ordinance. This amendment streamlined the ADU approval process and broaden the accessibility of ADUs to homeowners and enable construction of affordable rental units. In addition, the County continued to reduce or exempt fees for affordable housing developers for minor modifications to conditional use permits or from payment of zoning and subdivision fees for the projects.

Actions taken to address obstacles to meeting underserved needs. 91.220(k); 91.320(j)

Perhaps among the most acute needs in Los Angeles County, the housing-related issues identified under Priority Need: Increase Affordable Housing Opportunities and Priority Need: Reduce Homelessness afflict nearly half of Urban County households. These needs include a growing lack of affordable housing, housing cost burden, and overcrowding. These circumstances are most

prevalent among people of color, who are more likely to be extremely low-income renters and are more likely to experience housing cost burdens and overcrowding.

During Fiscal Year 2023-2024, the LACDA engaged in several measures to address the County's multi-faceted housing needs:

- **CDBG:** The County expended nearly \$10,000,000 in CDBG funds on housing rehabilitation and preservation. These funds were largely directed towards single-unit and multifamily housing rehabilitation and upgrades to the County's more than 3,229 public housing units.
- **NOFA:** Through a semi-annual Notice of Funding Availability (NOFA), including HOME funds among other sources, the LACDA makes funding available to public and private applicants to develop affordable multifamily rental housing. The focus of the LACDA's most recent NOFA, NOFA Round 30, was on new construction and acquisition/rehabilitation projects that created new Special Needs and affordable rental housing units. Projects funded through this NOFA are expected to help meet the housing needs of their communities, provide local economic development opportunities during construction, and assist in the alleviation of any local blighting conditions.
- **ADUs:** The Los Angeles County Department of Regional Planning (DRP) is considering an amendment to the Accessory Dwelling Unit (ADU) ordinance to streamline regulations and encourage the development of ADUs. This includes revising zoning codes, updating land use policies, and conducting public outreach to ensure the ordinance aligns with state laws while addressing local housing needs. DRP's efforts aim to facilitate more housing options, improve affordability, and support sustainable growth in the County. The County has also made efforts to promote ADUs as a viable solution to the housing shortage.
- **Section 8:** The Housing Choice Voucher (Voucher), previously referred to as a Section 8 voucher, is a flexible tool to assist the lowest-income households afford the cost of housing in the private market. Vouchers cover the difference between the full rent for an apartment in the private market and the affordable rent households pay, typically 30 percent of their household income.
- **Rent control ordinance:** The Los Angeles County Rent Stabilization and Tenant Protections Ordinance (RSTPO) limits annual rent increases for rent-stabilized units and provides tenants with protections from evictions without just-cause for residential rental units in the unincorporated areas of Los Angeles County. During Fiscal Year 2023-2024, the LACDA began monitoring RSTPO requirements that owners must adhere to when requesting a rent increase and/or terminating a tenancy. This ordinance is designed to promote long-term stability and security for tenants in the rental market.

In coordination among the Los Angeles CoC, it is an “all hands-on deck” approach addressing obstacles to meeting underserved needs. Furthermore, under the “state of emergency” motion, Los Angeles County is easing regulations that can slow or prevent the construction of interim/permanent housing, while simultaneously, expediting the process for acquiring properties and executing/amending leases. Also, Los Angeles County is accelerating funding services via contracting and procurement, simplifying the action or re-purposing existing funding to support services essential to helping individuals move from encampments.

Actions taken to reduce lead-based paint hazards. 91.220(k); 91.320(j)

In the last two decades, the LACDA has implemented HUD lead-based paint regulations which required federally-funded rehabilitation projects to address lead hazards. Any property receiving HOME Program funds or other federal assistance is required to undergo a lead-based paint inspection. For the LACDA’s homeownership program, an inspection is ordered immediately after the reservation of loan funds, and properties must pass the inspection before loan processing occurs. If the property fails inspection, repairs are required and must be completed by a qualified contractor. All contractors participating in the LACDA’s home improvement programs are required to be Environmental Protection Agency (EPA)-certified. To educate consumers and contractors, the LACDA distributes the EPA’s lead pamphlet to all homeowners and occupants before construction work begins and requires written confirmation of receipt of the lead pamphlet. Interim controls are put in place on each project to reduce human exposure to contaminants, including specialized cleaning, painting, temporary containment and ongoing monitoring of lead-based paint hazards and other potential hazards.

The majority of homes served by the LACDA home improvement programs are older than 1978, and it is assumed that many of them have lead-based paint. LACDA inspectors test the areas that will be impacted by rehabilitation and take necessary measures to abate the conditions. All occupants are advised of any lead hazard evaluations, reports and recommendations of the hazard reduction activities and clearances.

LACDA staff, Handyworker subrecipient agencies, community-based organizations, nonprofit organizations, and other participating public agency staff all receive information on lead hazards, and key staff are sent to HUD-sponsored trainings. The LACDA also distributes notices to all Section 8 property owners and managers to notify them about regulatory requirements. Emergency shelter housing participating in the County’s voucher program are also subject to health and safety inspections, and routine inspections are required in many of the multi-family dwellings to ensure that units are maintained in accordance with HUD requirements. Post-pandemic, it is now safe to resume rehabilitation work on single-unit, multi-unit, and public housing units as programs continue to return to normal operations. Many of the County’s funded Housing Rehabilitation Loan Programs include their own lead-based paint testing services as part of the program.

In addition, the LACDA partners with the Los Angeles County Department of Public Health to administer Lead Free Homes LA (LFHLA). Although not CDBG-funded, LFHLA works in tandem with many of the staff and contractors from County Rehabilitation Loan Programs. LFHLA is a program that provides lead paint hazard remediation services to eligible homeowners, property owners, and tenants across Los Angeles County, particularly for homes with children under the age of six who are more susceptible to the detrimental effects of lead poisoning. LFHLA targets historically underserved communities with social and economic barriers. Since its inception in 2019, LFHLA has remediated 862 homes. A lead hazard remediation program of this size and scope is the first of its kind in California.

Actions taken to reduce the number of poverty-level families. 91.220(k); 91.320(j)

The County's Consolidated Plan section SP-70 outlines an anti-poverty strategy that describes how the LACDA's goals, programs, and policies for producing and preserving affordable housing and community development activities contribute to reducing the number of poverty-level families. The LACDA supports the State of California's overall anti-poverty strategy of moving low-income people to self-sufficiency, in part, by funding activities with CDBG, HOME and ESG grant dollars, as well as supplemental and leverage funding. The LACDA consults with many public, private, and nonprofit organizations to help ensure that its funded activities are effectively coordinated to best reduce the number of poverty-level families.

The LACDA funds a variety of projects to reduce the number of families living in poverty. These projects cover a range of housing, workforce, and economic development efforts. The County also funds supportive social service activities, such as teen programs to avert involvement in illicit activities (such as gangs and drug abuse), and childcare and education programs. These programs are aimed at preventing low- to moderate-income persons and families from falling into poverty.

In addition to its formula grant-funded projects, the LACDA operates an effective Family Self-Sufficiency (FSS) program that assists participants with moving towards self-sufficiency and homeownership. FSS program participants receive career development, life skills, job training, homeownership and financial literacy counseling as they continue on the path to financial self-reliance. In FY 2023-2024 FSS program served 312 Housing Choice Voucher (HCV) program participants and 54 Public Housing (PH) program participants with a total of 366 new HCV and PH total families enrolled in the FSS program. During FY 2023-2024, no HCV FSS participants purchased a home, but three (3) families have transitioned out of the HCV program into the private rental market.

Actions taken to develop institutional structure. 91.220(k); 91.320(j)

As the lead agency for the County's Consolidated Plan, the LACDA coordinated with State agencies, local governments (particularly its participating cities), over 50 community-based organizations, other Los Angeles County Departments, and various business and financial institutions to assist in implementing its formula grant programs. The LACDA's focus on institutional structure was a broad strategy of coordination, empowerment, and communication among the public, private, and nonprofit sectors. The LACDA continued to foster greater cooperation and coordination efforts with other local governmental agencies and identified a variety of programs, services, and strategies suitable for collaboration with other County Departments. Strengths and gaps regarding the institutional structure emerged from focus groups, community meetings, and other coordinated communication. The LACDA also provided technical assistance and organizational management to partner agencies to increase their effectiveness in implementing programs to address the County's housing and community development needs.

The LACDA partnered with LAHSA and provided it with ESG funds to address the Priority Need: Reduce Homelessness. The ESG program provides homeless persons with access not only to safe and sanitary shelter, but also to supportive services and other kinds of assistance needed to improve their situations. The program also intends to reduce homelessness through the funding of rapid re-housing and diversion. LAHSA works with local government agencies and nonprofit housing and social service providers to address a wide range of issues related to homelessness within the Los Angeles Continuum of Care. In addition to the steps being taken to increase and accelerate funding for essential services, the CoC takes note of accountability measures within the institutional structure. For example, quarterly reports, evaluations and audits, citizen oversight, County Board of Supervisors correspondence and meeting agendas to help ensure homelessness initiatives and agendas permeate the operational and institutional structures.

Actions taken to enhance coordination between public and private housing and social service agencies. 91.220(k); 91.320(j)

Housing acquisition strategies to increase housing options throughout Los Angeles County, which includes master leases, landlord incentives, etc. are innovative ways to partner with private housing and social services agencies as it intends to increase and level the playing field of opportunities. For example, these strategies can also expedite access, reduce barriers and create more opportunities for developers and property owners. This strategy is aided by public and private stakeholders.

Identify actions taken to overcome the effects of any impediments identified in the jurisdictions analysis of impediments to fair housing choice. 91.520(a)

The County addressed impediments to fair housing choice by prioritizing activities that served to mitigate factors that had a direct and substantial impact on achieving housing stability, equity, and accommodation, especially for persons with disabilities, or in Racially or Ethnically Concentrated Areas of Poverty (RECAP) areas. As defined by HUD, a RECAP is a census tract in which more than 40% of the residents have incomes less than the federal poverty level and more than 50% are people of color.

The LACDA contracts with the Housing Rights Center (HRC) and its subcontractors to provide fair housing services to County residents and meet the goals set forth in the County's fair housing strategic plan. The HRC hosted training events, workshops, resource fairs for non-profit organizations, agencies and direct service providers that covered and provided information on federal and State fair housing laws, prohibited practices, and HRC services. Trainings were hosted for fair housing testers to assist HRC in combating illegal discrimination and enforcing fair housing rights throughout Los Angeles County.

In Fiscal Year 2023-2024, HRC assisted 3,024 clients with direct services, which included 2,580 general housing inquiries. Discrimination was identified in 444 instances, of which a total of 343 clients were counseled; 12 were referred; and 52 cases were opened. Within the cases, 11 were conciliated; 14 were referred to the Department of Fair Employment and Housing; 15 are pending; and the remainder either withdrew or had no action possible.

Often times, fair housing services were provided to persons who were most severely impacted by the housing crisis in Los Angeles County. 83% of households provided with direct client services were in the extremely low-income category, and over 68% identified as Other race with over 35% also identifying as Hispanic. Just over 10% of households assisted were female-headed, nearly 33% were seniors, and over 30% were disabled. The most prevalent housing issues were related to notices, rent increases, seeking housing, landlord-tenant conflict, or substandard housing conditions.

CR-40 - Monitoring 91.220 and 91.230

Describe the standards and procedures used to monitor activities carried out in furtherance of the plan and used to ensure long-term compliance with requirements of the programs involved, including minority business outreach and the comprehensive planning requirements.

As lead agency for the County, the LACDA developed a standard approach to monitoring to ensure federal funds received from HUD are used only for approved activities and administered in accordance with applicable statutory and regulatory requirements. This monitoring approach identified potential problems in meeting applicable requirements and helped to prevent fraud, waste, and mismanagement. Finally, through an active process of agency interaction, including instructional training, ongoing technical assistance, routine site visits, quarterly reporting, and annual monitoring, the LACDA promoted efficient and effective grantee performance.

LACDA staff conducted programmatic and financial compliance monitoring of CDBG and ESG-funded activities primarily through the In-Progress Monitoring (IPM) protocol, a proactive strategy that implements some of the following methods: individual meetings with each participating city or subrecipient agency during the planning phase for their new year; funding request reviews; desktop monitoring; annual field visits; and timely communication on deficiencies found. State ESG Request for Funds undergo a sample review of expenses to ensure eligibility. Through the implementation of most of these approaches, CDBG and ESG-funded activities were reviewed as they were implemented. Continuous monitoring enabled timely identification of deficiencies, the provision of tailored technical assistance to address the noted deficiency, implementation of corrective actions, and mitigation and/or prevention of questioned or disallowed costs.

The Annual Monitoring Plan included two different approaches for agency and project monitoring: Full Monitoring Review and Limited Monitoring Review. Agencies and projects selected for full monitoring were reviewed by a team of LACDA staff to ensure compliance with ESG requirements and CDBG National Objectives; procurement and contracting; and other specific activity requirements, including verifying for duplication of benefits with CARES Act and locally funded programs. Limited Monitoring Reviews primarily focused on using the Quarterly Performance Report (QPR) as the main source of information to determine the need to request programmatic supporting documentation. Sample ESG and CDBG Funding Requests were selected to verify financial support and eligibility of expenditures. All contracts between a funded agency and construction contractors were monitored for compliance with federal prevailing wage and other federal and State requirements to ensure the successful administration of these contracts.

As a condition of receiving HOME funds, recipients agreed to maintain all HOME-assisted rental units as affordable housing, and in compliance with Housing Quality Standards (HQS). A site visit was made to each development and multifamily rehabilitation project to conduct

mandatory tenant file reviews and physical inspections. All sampling was performed randomly. Tenant file reviews evaluated documentation, verified rent amounts, conducted income calculations, and reviewed leases. On-site inspections were performed in accordance with HQS. All deficiencies encountered were referred to the property management company and owner for corrective action. Site visits were made at a later date to ensure that all deficiencies were addressed. Additionally, first time homeowner units were monitored. Each homeowner was sent a letter requesting verification that the home continued to be their primary residence and that they maintained the property. Title reviews were completed on a sampling of the units monitored and random curbside visits were also made to ensure the sites were being maintained. The LACDA also performed 100% desktop monitoring for HOME-assisted developments.

Citizen Participation Plan 91.105(d); 91.115(d)

Describe the efforts to provide citizens with reasonable notice and an opportunity to comment on performance reports.

Citizen participation is a priority for the County, including public review of its Consolidated Annual Performance and Evaluation Report (CAPER). To encourage citizen participation, the LACDA coordinates efforts to provide citizens an opportunity to make comments on the preparation of its Consolidated Plan, Action Plans, and CAPER.

A printed copy of the Draft CAPER was made available for review at the LACDA, located at 700 West Main Street, Alhambra, California 91801, and online through the LACDA's website: www.lacda.org for at least 15 calendar days. Prior to submitting the Final CAPER to HUD, a notice was published indicating the list of 28 County public libraries where copies of the Draft CAPER were available and the dates available for public review. The notice for review of the Fiscal Year 2023-2024 Draft CAPER was published in the non-legal section of the Antelope Valley Press, Asbarez (Armenian), Chinese Daily News(Chinese), Eastside Journal, Inland Valley/Pomona Daily Bulletin, Korea Times (Korean), L.A. Daily News, L.A. Sentinel, L.A. Times, La Opinion (Spanish), Panorama (Russian), Pasadena Star News, San Gabriel Valley Tribune, and Whittier Daily News, newspapers on September 11, 2024, and the public notice period lasted from September 11, 2024, through September 26, 2024. Copies of the public notices are included in Attachments 4. The Final CAPER will be available for review in hard copy print at the LACDA office, as well as online through the LACDA website. Copies are also available upon request. All comments received during the public notice period are recorded and, if applicable, responded to in writing.

CR-45 - CDBG 91.520(c)

(GPAT) Specify the nature of, and reasons for, any changes in the jurisdiction’s program objectives and indications of how the jurisdiction would change its programs as a result of its experiences.

In FY 2023-2024, the County received \$21,345,486 in CDBG funding, Grant B-23-UC-06-0505. These grant funds, plus program income and leveraged funding, were used to further the County’s primary objective of developing viable urban communities by providing decent housing, suitable living environments, and expanding economic opportunities, principally for persons of low- and moderate-income. As part of the CARES Act funding, the County also received a total of \$32,552,033 in CDBG-CV 2020 funding to allocate to activities designed to prevent, prepare for, and respond to the coronavirus pandemic. These supplemental funds expire six years after the execution of the grant agreement.

FY 2023-2024 was the first year of the County’s 2023-2028 Consolidated Plan. The LACDA identified four (4) priority needs and eight (8) associated goals for this five-year planning period. This was a shift from the LACDA’s previous 12 priority needs. These new needs and goal statements will also align activities with the accomplishment reporting structure IDIS. The LACDA used quantitative data collected via the Needs Assessment and Market Analysis, along with stakeholder consultations and community participation, to identify the priority needs for residents and the strategies that can be used to address those needs. These goals consider both the “hard” costs related to increasing the supply of affordable housing units and shelter for unhoused persons, and improving the quality of public facilities and infrastructure, as well as the “soft” costs to provide Urban County residents with services that would improve their housing and employment access and their overall quality of life.

The LACDA will measure the effectiveness of its programs through four (4) elements of its performance evaluation system.

1. **Five-Year Matrix:** This matrix quantifies and summarizes the LACDA’s five-year planned accomplishments in relation to the national performance measurement objectives, outcomes, and Los Angeles Urban County’s five-year priorities and strategies.
2. **Annual Plan Tables:** These tables contain measurable short-term objectives planned for the coming year along with the planned activities, unit of accomplishment, and the number of expected accomplishments upon completion of activities.
3. **Integrated Disbursement and Information System (IDIS):** This database is a reporting system that collects accomplishments and other information for HUD. During the program year, the LACDA will enter its planned and actual accomplishments for each activity into IDIS. At the end of the program year, the LACDA will use IDIS to summarize its accomplishments, enter them into the Five-Year Matrix, and update the Annual Plan tables.

Consolidated Annual Performance and Evaluation Report (CAPER): The LACDA will publish the Five-Year Matrix and Annual Plan Tables in each year's CAPER, which reports its accomplishment to HUD, to reflect its number of planned and actual accomplishments and how they relate to the long- and short-term objectives set in the Consolidated Plan and Annual Action Plan. Such updates will allow HUD, the LACDA's partners, Urban County residents, and others to track the County's performance in administering its formula grants. As mentioned in CR-05, the transition to the 2023-2028 planning period prevented Public Facilities and Improvements activity outcomes from being counted under the new Priority Needs. The transition also led to other activities being counted in ways that caused outcomes to either be very high, very low, or show nonexistent progress towards goals. Future funded projects will prioritize the county's new priority needs when determining the scope of funded projects during the planning process.

(GPAT) Does this Jurisdiction have any open Brownfields Economic Development Initiative (BEDI) grants?

No.

[BEDI grantees] Describe accomplishments and program outcomes during the last year.

N/A

CR-50 - HOME 24 CFR 91.520(d)

Include the results of on-site inspections of affordable rental housing assisted under the program to determine compliance with housing codes and other applicable regulations.

Please list those projects that should have been inspected on-site this program year based upon the schedule in 24 CFR §92.504(d). Indicate which of these were inspected and a summary of issues that were detected during the inspection. For those that were not inspected, please indicate the reason and how you will remedy the situation.

In FY 2023-2024, the County received \$9,403,271 in HOME funding, Grant M-23-UC-06-0520. These grant funds, along with program income, leveraged funding and match funds were used to promote affordable housing in the County through activities such as homeowner rehabilitation, homebuyer activities and rental housing development.

As a condition of receiving HOME funds, recipients agree to maintain all HOME-assisted rental units as affordable housing and remain in compliance with Housing Quality Standards (HQS). A total of 252 units were monitored for HOME-assisted developments. A list of affordable rental housing assisted on-site inspections is included in Attachment 3.

A site visit was made to each development and multifamily rehabilitation project listed in Attachment 3 in order to conduct mandatory Tenant File Reviews (TFR) and site inspections. During the period of affordability, HOME-assisted rental units were inspected and tenant files were reviewed in accordance with the requirements of Section 92.252: 1-4 Units - Every 3 years - Sample Size 25%; 5-25 Units - Every 2 years - Sample Size 15%; 26+ Units - Every year - Sample Size 10%.

All sampling was performed randomly. TFR consisted of evaluating documentation, verifying rent amounts, conducting income calculations, and providing a leave review. On-site inspections were performed in accordance with HQS. All deficiencies encountered were referred to the property management company or owner for corrective action. A recommended plan of action was also made available to the property management company or owner. Additional site visits may be required at a later date to ensure all deficiencies have been addressed.

A total of 1,088 first-time homeowner units were monitored. Each homeowner was sent a letter requesting verification that the home continued to be their primary residence and that they were maintaining the property. Title reviews were completed on a sampling of the units monitored.

Provide an assessment of the jurisdiction's affirmative marketing actions for HOME units. 24 CFR 91.520(e) and 24 CFR 92.351(a)

In accordance with 24 CFR 92.351, the LACDA adopted affirmative marketing procedures and requirements for HOME-assisted housing. Affirmative marketing consisted of actions that provide information and attracted eligible persons from all racial, ethnic, and gender groups to the housing market. The LACDA is committed to affirmative marketing and developed specific procedures for informing affected parties about federal fair housing laws. The LACDA maintains records that: 1) demonstrated the actions taken, 2) evaluated the success of affirmative marketing actions, and 3) developed corrective actions where affirmative marketing requirements are not met. The LACDA informed the general public of affirmative marketing via website training, lenders' pre-lease up orientation, and community outreach.

Each HOME participant is required to adhere to established affirmative marketing requirements and practices, such as the use of fair housing logos, use of community contacts, Equal Housing Opportunity logotype, and the display of fair housing posters. A property owner's or designee's Affirmative Marketing Plan (Plan) consists of a written marketing strategy designed to provide information and to attract eligible persons in the housing market area to the available units without regard to race, color, national origin, sex, religion, marital and familial status, handicap (disability), sexual orientation, ancestry or source of income. The Plan also describes initial advertising, outreach (community contacts) and units. It outlines an outreach program which includes special measures designed to attract those groups identified as least likely to apply without special outreach efforts, (because of existing neighborhood racial or ethnic patterns, location of housing or other factors) and other efforts designed to attract persons from the total eligible population.

In order to ensure adequate marketing efforts, the LACDA also collects statistical information on homeowner households assisted, such as: status of prior homeownership, age of applicant, marital status, number of wage earners in the household, household size, and ethnicity. Applicants are advised that the information requested from them is optional and will only be used for statistical purposes.

Refer to IDIS reports to describe the amount and use of program income for projects, including the number of projects and owner and tenant characteristics.

The LACDA received approximately \$2.47 million in HOME program income during Fiscal Year 2023-2024. HOME loan repayments generated the majority of program income received. At the end of Fiscal Year 2023-2024, approximately \$1.97 million remained in unspent program income. The total amount of program income expended during the reporting period was \$11.49 million. Program income was utilized to fund loans to assist first-time homeowners, the costs of

housing development and preservation, and for program administration. Program income was applied for partial loan payments for rental activities in the amount of \$10,785,222.78, and 17 loans for the first-time homebuyer program in the amount of \$703,470.40. Household characteristics for the 17 first-time homeowners are included in Attachment 3.

Describe other actions taken to foster and maintain affordable housing. 24 CFR 91.220(k)

The LACDA established high priorities for fostering and maintaining affordable housing for the LACDA's low- and moderate-income households. The four strategies developed by the County are: 1) expanding the supply of affordable rental and homeownership housing; 2) increasing homeownership among low- and moderate-income prospective homebuyers; 3) preserving and improving the existing stock of affordable housing; and 4) ensuring equal access to housing. These strategies were implemented in Fiscal Year 2023-2024 through first-time homebuyer loans, housing rehabilitation, tenant-landlord counseling, fair housing activities, and the development of new affordable housing. The LACDA also provided various infrastructure improvements to low- and moderate-income neighborhoods in support of housing.

(STATES ONLY: Including the coordination of LIHTC with the development of affordable housing). 24 CFR 91.320(j)

N/A

CR-58 – Section 3

Identify the number of individuals assisted and the types of assistance provided.

Total Labor Hours	CDBG	HOME	ESG	HOPWA	HTF
Total Number of Activities	22	0	0	0	0
Total Labor Hours	30,191.18				
Total Section 3 Worker Hours	1225.5				
Total Targeted Section 3 Worker Hours	118				

Table 14 – Total Labor Hours

Qualitative Efforts - Number of Activities by Program	CDBG	HOME	ESG	HOPWA	HTF
Outreach efforts to generate job applicants who are Public Housing Targeted Workers	2				
Outreach efforts to generate job applicants who are Other Funding Targeted Workers.	4				
Direct, on-the job training (including apprenticeships).	8				
Indirect training such as arranging for, contracting for, or paying tuition for, off-site training.	0				
Technical assistance to help Section 3 workers compete for jobs (e.g., resume assistance, coaching).	0				
Outreach efforts to identify and secure bids from Section 3 business concerns.	5				
Technical assistance to help Section 3 business concerns understand and bid on contracts.	2				
Division of contracts into smaller jobs to facilitate participation by Section 3 business concerns.	0				
Provided or connected residents with assistance in seeking employment including: drafting resumes, preparing for interviews, finding job opportunities, connecting residents to job placement services.	0				
Held one or more job fairs.	0				
Provided or connected residents with supportive services that can provide direct services or referrals.	1				
Provided or connected residents with supportive services that provide one or more of the following: work readiness health screenings, interview clothing, uniforms, test fees, transportation.	1				
Assisted residents with finding child care.	1				
Assisted residents to apply for, or attend community college or a four year educational institution.	1				
Assisted residents to apply for, or attend vocational/technical training.	1				
Assisted residents to obtain financial literacy training and/or coaching.	1				
Bonding assistance, guaranties, or other efforts to support viable bids from Section 3 business concerns.	1				
Provided or connected residents with training on computer use or online technologies.	1				
Promoting the use of a business registry designed to create opportunities for disadvantaged and small businesses.	0				
Outreach, engagement, or referrals with the state one-stop system, as designed in Section 121(e)(2) of the Workforce Innovation and Opportunity Act.	0				
Other.	18				

Table 15 – Qualitative Efforts - Number of Activities by Program

Narrative – (GPAT – CDBG)

During Fiscal Year 2023-2024, the County had 22 active projects administered by 15 participating agencies, that met Section 3 reporting thresholds. These projects had a combined budget of \$11,652,181. Section 3 funded projects contributed to the maintenance and improvement of public infrastructure through the Americans with Disabilities Act (ADA)-compliant construction in the cities of Avalon, Calabasas, Cerritos, Duarte, La Verne, Manhattan Beach, Ranchos Palos Verdes, South Pasadena, and Torrance. The cities of Lawndale, San Gabriel, and San Fernando completed city-wide street improvement projects. The LACDA's Housing Operations Division conducted seven (7) projects to rehabilitate and/or improve affordable housing developments, that met Section 3 reporting requirements. Subrecipients City of LA Mirada and the LACDA's Community Development Division also implemented Section 3-qualifying projects.

Note that some projects were completed prior to the start of Fiscal Year 2023-2024 but were not previously reported in IDIS due to changing reporting requirements. Those projects have been included in the 2023 CAPER. Going forward, only projects completed in each current year will be reported in that respective year's CAPER.

CR-60 - ESG 91.520(g) (ESG Recipients only)

ESG Supplement to the CAPER in *e-snaps*

For Paperwork Reduction Act

1. Recipient Information—All Recipients Complete

Basic Grant Information

Recipient Name	LOS ANGELES COUNTY
Organizational DUNS Number	961608163
UEI	
EIN/TIN Number	953777596
Identify the Field Office	LOS ANGELES
Identify CoC(s) in which the recipient or subrecipient(s) will provide ESG assistance	

ESG Contact Name

Prefix	Ms.
First Name	Linda
Middle Name	
Last Name	Jenkins
Suffix	
Title	Community Development Division Director

ESG Contact Address

Street Address 1	700 West Main Street
Street Address 2	
City	Alhambra
State	CA
ZIP Code	91801-
Phone Number	6265861765
Extension	
Fax Number	
Email Address	linda.jenkins@lacda.org

ESG Secondary Contact

Prefix	Mr.
First Name	Micah
Last Name	Chen
Suffix	
Title	Community Development Division Manager
Phone Number	6263135933
Extension	
Email Address	micah.chen@lacda.org

2. Reporting Period—All Recipients Complete

Program Year Start Date	07/01/2023
Program Year End Date	06/30/2024

3a. Subrecipient Form – Complete one form for each subrecipient

Subrecipient or Contractor Name
City
State
Zip Code
DUNS Number
UEI
Is subrecipient a victim services provider?
Subrecipient Organization Type
ESG Subgrant or Contract Award Amount

CR-65 - Persons Assisted

4. Persons Served

4a. Complete for Homelessness Prevention Activities

Number of Persons in Households	Total
Adults	0
Children	0
Don't Know/Refused/Other	0
Missing Information	0
Total	0

Table 16 – Household Information for Homeless Prevention Activities

4b. Complete for Rapid Re-Housing Activities

Number of Persons in Households	Total
Adults	341
Children	457
Don't Know/Refused/Other	2
Missing Information	0
Total	800

Table 17 – Household Information for Rapid Re-Housing Activities

4c. Complete for Shelter

Number of Persons in Households	Total
Adults	1,138
Children	0
Don't Know/Refused/Other	13
Missing Information	0
Total	1,151

Table 18 – Shelter Information

4d. Street Outreach

Number of Persons in Households	Total
Adults	0
Children	0
Don't Know/Refused/Other	0
Missing Information	0
Total	0

Table 19 – Household Information for Street Outreach

4e. Totals for all Persons Served with ESG

Number of Persons in Households	Total
Adults	1,479
Children	457
Don't Know/Refused/Other	15
Missing Information	0
Total	1,951

Table 20 – Household Information for Persons Served with ESG

5. Gender—Complete for All Activities

	Total
Male	1,120
Female	805
Transgender	10
Don't Know/Refused/Other	2
Missing Information	14
Total	1,951

Table 21 – Gender Information

6. Age—Complete for All Activities

	Total
Under 18	457
18-24	130
25 and over	1,349
Don't Know/Refused/Other	1
Missing Information	14
Total	1,951

Table 22 – Age Information

7. Special Populations Served—Complete for All Activities

Number of Persons in Households

Subpopulation	Total	Total Persons Served – Prevention	Total Persons Served – RRH	Total Persons Served in Emergency Shelters
Veterans	10	0	0	10
Victims of Domestic Violence	332	0	111	221
Elderly	75	0	2	73
HIV/AIDS	19	0	1	18
Chronically Homeless	360	0	48	312
Persons with Disabilities:				
Severely Mentally Ill	489	0	108	381
Chronic Substance Abuse	66	0	3	63
Other Disability	574	0	129	445
Total (unduplicated if possible)	N/A	N/A	N/A	N/A

Table 23 – Special Population Served

CR-70 – ESG 91.520(g) - Assistance Provided and Outcomes

8. Shelter Utilization

Number of New Units – Rehabbed	0
Number of New Units – Conversion	0
Total Number of bed - nights available	116,300
Total Number of bed - nights provided	70,045
Capacity Utilization	60%

Table 24 – Shelter Capacity

9. Project Outcomes Data measured under the performance standards developed in consultation with the CoC(s).

In FY 2023-2024, the County received \$1,778,502 in ESG funding, Grant E-23-UC-06-0505. These grant funds and match funding were used to further the Los Angeles CoC’s programs which provided shelter, housing and services to persons that are homeless, and ensured that services and housing were proportionately distributed throughout the entire region.

Performance targets are established, by program type, for each program in the Los Angeles CoC. The performance targets are informed by HUD’s CoC performance standards, feedback from service providers collected in quarterly outcomes roundtable meetings, input from local funders and stakeholders in the CoC, and are approved by the LAHSA Board of Commissioners. For crisis housing, performance measurements included the number of clients exiting to permanent housing, increased income overall for adults at exit or by the end of the operating year, and program bed utilization. For outreach, performance measurements included the number of clients exiting to housing and linkages to condition-specific services. For rapid re-housing, performance measurements included the number of clients exiting to permanent housing, increased income overall for adults at exit or by the end of the operating year, rapid housing placement, and returns to homelessness. For homelessness prevention, performance measurements included the number of clients diverted from homelessness and the number of clients exiting to permanent housing.

Additional ESG Program data addressing CR-65 and CR-70, are recorded in the SAGE HMIS Reporting Repository and submitted to the HUD Office of Special Needs Assistance Programs (SNAPS) annually. A copy of the SAGE annual report is included in Attachment 5.

CR-75 – Expenditures

11. Expenditures

11a. ESG Expenditures for Homelessness Prevention

	Dollar Amount of Expenditures in Program Year		
	2021	2022	2023
Expenditures for Rental Assistance	N/A	N/A	N/A
Expenditures for Housing Relocation and Stabilization Services - Financial Assistance	N/A	N/A	N/A
Expenditures for Housing Relocation & Stabilization Services - Services	N/A	N/A	N/A
Expenditures for Homeless Prevention under Emergency Shelter Grants Program	N/A	N/A	N/A
Subtotal Homelessness Prevention	N/A	N/A	N/A

Table 25 – ESG Expenditures for Homelessness Prevention

11b. ESG Expenditures for Rapid Re-Housing

	Dollar Amount of Expenditures in Program Year		
	2021	2022	2023
Expenditures for Rental Assistance	\$263,919.00	\$45,026.00	N/A
Expenditures for Housing Relocation and Stabilization Services - Financial Assistance	\$162,089.00	\$12,376.00	N/A
Expenditures for Housing Relocation & Stabilization Services - Services	\$56,695.00	\$425,301.00	\$479,607.00
Expenditures for Homeless Assistance under Emergency Shelter Grants Program	N/A	N/A	N/A
Subtotal Rapid Re-Housing	\$482,703.00	\$482,703.00	\$479,607.00

Table 26 – ESG Expenditures for Rapid Re-Housing

11c. ESG Expenditures for Emergency Shelter

	Dollar Amount of Expenditures in Program Year		
	2021	2022	2023
Essential Services	\$488,996.00	\$264,012.00	\$339,371.32
Operations	\$644,653.00	\$806,556.00	\$254,464.06
Renovation	N/A	N/A	N/A
Major Rehab	N/A	N/A	N/A
Conversion	N/A	N/A	N/A
Subtotal	\$1,133,649.00	\$1,070,568.00	\$593,835.38

Table 27 – ESG Expenditures for Emergency Shelter

11d. Other Grant Expenditures

	Dollar Amount of Expenditures in Program Year		
	2021	2022	2023
Street Outreach	N/A	N/A	N/A
HMIS	\$116,539.00	\$116,539.00	\$36,192.54
Administration	\$84,303.00	\$81,234.00	\$3,796.66

Table 28 - Other Grant Expenditures

11e. Total ESG Grant Funds

Total ESG Funds Expended	2021	2022	2023
	\$1,817,194.00	\$1,751,044.00	\$1,113,431.58

Table 29 - Total ESG Funds Expended

11f. Match Source

	2021	2022	2023
Other Non-ESG HUD Funds	N/A	N/A	N/A
Other Federal Funds	N/A	N/A	N/A
State Government	N/A	N/A	N/A
Local Government	\$1,817,194.00	\$1,751,044.00	\$1,113,431.58
Private Funds	N/A	N/A	N/A
Other	N/A	N/A	N/A
Fees	N/A	N/A	N/A
Program Income	N/A	N/A	N/A
Total Match Amount	N/A	N/A	N/A

Table 30 - Other Funds Expended on Eligible ESG Activities

11g. Total

Total Amount of Funds Expended on ESG Activities	2021	2022	2023
	\$3,634,388.00	\$3,502,088.00	\$2,226,863.16

Table 31 - Total Amount of Funds Expended on ESG Activities



ATTACHMENT 1

U.S. Department of Housing and Urban Development
 Office of Community Planning and Development
 Integrated Disbursement and Information System
 CDBG and CDBG-CV Summary of Accomplishments
 Program Year: 2023

DATE: 09-23-24
 TIME: 11:21
 PAGE: 1

LOS ANGELES COUNTY

Count of CDBG and CDBG-CV Activities with Disbursements by Activity Group & Matrix Code

Activity Group	Activity Category	Open Count	Open Activities Disbursed	Completed Count	Completed Activities Disbursed	Program Year Count	Total Activities Disbursed
Acquisition	Acquisition of Real Property (01)	0	\$0.00	1	\$0.00	1	\$0.00
	Disposition (02)	1	\$1,993.66	10	\$132,248.46	11	\$134,242.12
	Clearance and Demolition (04)	0	\$0.00	1	\$0.00	1	\$0.00
	Total Acquisition	1	\$1,993.66	12	\$132,248.46	13	\$134,242.12
Economic Development	Rehab; Publicly or Privately-Owned Commercial/Industrial (14E)	2	\$603,228.00	2	\$6,456.00	4	\$609,684.00
	CI Building Acquisition, Construction, Rehabilitation (17C)	1	\$33,841.00	0	\$0.00	1	\$33,841.00
	Other Commercial/Industrial Improvements (17D)	1	\$113,569.00	1	\$0.00	2	\$113,569.00
	ED Direct Financial Assistance to For-Profits (18A)	5	\$227,176.00	29	\$521,503.00	34	\$748,679.00
	ED Technical Assistance (18B)	1	\$38,752.00	3	\$83,414.00	4	\$122,166.00
	Micro-Enterprise Assistance (18C)	1	\$0.00	6	\$0.00	7	\$0.00
	Total Economic Development	11	\$1,016,566.00	41	\$611,373.00	52	\$1,627,939.00
	Housing	Rehab; Single-Unit Residential (14A)	10	\$912,268.00	53	\$4,161,187.17	63
Rehab; Multi-Unit Residential (14B)		0	\$0.00	3	\$148,214.00	3	\$148,214.00
Public Housing Modernization (14C)		8	\$1,391,789.57	21	\$816,051.38	29	\$2,207,840.95
Rehabilitation Administration (14H)		0	\$0.00	2	\$12,669.81	2	\$12,669.81
Code Enforcement (15)		4	\$338,594.00	24	\$1,693,563.00	28	\$2,032,157.00
Total Housing		22	\$2,642,651.57	103	\$6,831,685.36	125	\$9,474,336.93
Public Facilities and Improvements	Senior Centers (03A)	0	\$0.00	1	\$0.00	1	\$0.00
	Facility for Persons with Disabilities (03B)	0	\$0.00	1	\$0.00	1	\$0.00
	Homeless Facilities (not operating costs) (03C)	1	\$588,722.00	3	\$50,000.00	4	\$638,722.00
	Youth Centers (03D)	0	\$0.00	2	\$82,176.22	2	\$82,176.22
	Neighborhood Facilities (03E)	2	\$15,231.00	2	\$70,000.00	4	\$85,231.00
	Parks, Recreational Facilities (03F)	4	\$1,127,069.00	4	\$0.00	8	\$1,127,069.00
	Parking Facilities (03G)	1	\$161,400.00	1	\$0.00	2	\$161,400.00
	Street Improvements (03K)	6	\$82,332.00	7	\$143,889.00	13	\$226,221.00
	Sidewalks (03L)	22	\$1,545,999.00	24	\$1,971,182.00	46	\$3,517,181.00



U.S. Department of Housing and Urban Development
 Office of Community Planning and Development
 Integrated Disbursement and Information System
 CDBG and CDBG-CV Summary of Accomplishments
 Program Year: 2023

DATE: 09-23-24
 TIME: 11:21
 PAGE: 2

LOS ANGELES COUNTY

Activity Group	Activity Category	Open Count	Open Activities Disbursed	Completed Count	Completed Activities Disbursed	Program Year Count	Total Activities Disbursed
Public Facilities and Improvements	Other Public Improvements Not Listed in 03A-03S (03Z)	7	\$563,281.00	7	\$155,613.00	14	\$718,894.00
	Non-Residential Historic Preservation (16B)	1	\$327,919.00	0	\$0.00	1	\$327,919.00
	Total Public Facilities and Improvements	44	\$4,411,953.00	52	\$2,472,860.22	96	\$6,884,813.22
Public Services	Operating Costs of Homeless/AIDS Patients Programs (03T)	1	\$0.00	10	\$725,626.00	11	\$725,626.00
	Senior Services (05A)	12	\$266,793.00	55	\$1,378,890.00	67	\$1,645,683.00
	Services for Persons with Disabilities (05B)	1	\$27,712.00	4	\$0.00	5	\$27,712.00
	Legal Services (05C)	0	\$0.00	2	\$0.00	2	\$0.00
	Youth Services (05D)	2	\$15,667.00	19	\$460,870.00	21	\$476,537.00
	Services for victims of domestic violence, dating violence, sexual assault or stalking (05G)	0	\$0.00	4	\$53,359.00	4	\$53,359.00
	Employment Training (05H)	4	\$85,447.00	4	\$0.00	8	\$85,447.00
	Crime Awareness (05I)	2	\$99,167.00	13	\$562,553.00	15	\$661,720.00
	Child Care Services (05L)	0	\$0.00	9	\$174,860.00	9	\$174,860.00
	Health Services (05M)	0	\$0.00	4	\$63,628.00	4	\$63,628.00
	Subsistence Payment (05Q)	0	\$0.00	9	\$0.00	9	\$0.00
	Neighborhood Cleanups (05V)	0	\$0.00	5	\$67,066.00	5	\$67,066.00
	Food Banks (05W)	0	\$0.00	2	\$0.00	2	\$0.00
	Other Public Services Not Listed in 05A-05Y, 03T (05Z)	1	\$8,528.00	33	\$1,013,606.19	34	\$1,022,134.19
	Total Public Services	23	\$503,314.00	173	\$4,500,458.19	196	\$5,003,772.19
General Administration and Planning	Planning (20)	1	\$0.00	0	\$0.00	1	\$0.00
	General Program Administration (21A)	5	\$3,745,458.00	2	\$0.00	7	\$3,745,458.00
	Public Information (21C)	1	\$125,521.79	1	\$0.00	2	\$125,521.79
	Fair Housing Activities (subject to 20% Admin Cap) (21D)	0	\$0.00	2	\$301,467.00	2	\$301,467.00
	Total General Administration and Planning	7	\$3,870,979.79	5	\$301,467.00	12	\$4,172,446.79
Other	CDBG Non-profit Organization Capacity Building (19C)	0	\$0.00	2	\$0.00	2	\$0.00
	Total Other	0	\$0.00	2	\$0.00	2	\$0.00



U.S. Department of Housing and Urban Development
 Office of Community Planning and Development
 Integrated Disbursement and Information System
 CDBG and CDBG-CV Summary of Accomplishments
 Program Year: 2023

DATE: 09-23-24
 TIME: 11:21
 PAGE: 3

LOS ANGELES COUNTY

Activity Group	Activity Category	Open Count	Open Activities Disbursed	Completed Count	Completed Activities Disbursed	Program Year Count	Total Activities Disbursed
Repayment of Section 108 Loans	Planned Repayment of Section 108 Loan Principal (19F)	5	\$1,162,000.00	5	\$0.00	10	\$1,162,000.00
	Payment of interest on Section 108 loans (24A)	7	\$827,527.00	7	\$0.00	14	\$827,527.00
	Total Repayment of Section 108 Loans	12	\$1,989,527.00	12	\$0.00	24	\$1,989,527.00
Grand Total		120	\$14,436,985.02	400	\$14,850,092.23	520	\$29,287,077.25



U.S. Department of Housing and Urban Development
 Office of Community Planning and Development
 Integrated Disbursement and Information System
 CDBG and CDBG-CV Summary of Accomplishments
 Program Year: 2023

DATE: 09-23-24
 TIME: 11:21
 PAGE: 4

LOS ANGELES COUNTY

CDBG and CDBG-CV Sum of Actual Accomplishments by Activity Group and Accomplishment Type

Activity Group	Matrix Code	Accomplishment Type	Open Count	Completed Count	Program Year Totals
Acquisition	Acquisition of Real Property (01)	Public Facilities	0	295	295
	Disposition (02)	Persons	0	21,380	21,380
		Housing Units	0	1	1
	Clearance and Demolition (04)	Public Facilities	0	11,385	11,385
	Total Acquisition			0	33,061
Economic Development	Rehab; Publicly or Privately-Owned Commercial/Industrial (14E)	Business	99,470	0	99,470
	CI Building Acquisition, Construction, Rehabilitation (17C)	Business	5,475	0	5,475
	Other Commercial/Industrial Improvements (17D)	Business	128,720	128,720	257,440
	ED Direct Financial Assistance to For-Profits (18A)	Business	5,475	174,170	179,645
		Jobs	10	843	853
	ED Technical Assistance (18B)	Business	24,135	93,715	117,850
	Micro-Enterprise Assistance (18C)	Business	0	18	18
		Jobs	0	55	55
Total Economic Development			263,285	397,521	660,806
Housing	Rehab; Single-Unit Residential (14A)	Housing Units	40	554	594
	Rehab; Multi-Unit Residential (14B)	Housing Units	0	150	150
	Public Housing Modernization (14C)	Housing Units	0	2,848	2,848
	Rehabilitation Administration (14H)	Housing Units	0	2	2
	Code Enforcement (15)	Persons	73,480	1,890,980	1,964,460
	Total Housing			73,520	1,894,534
Public Facilities and Improvements	Facility for Persons with Disabilities (03B)	Public Facilities	0	1	1
	Homeless Facilities (not operating costs) (03C)	Public Facilities	0	1,721	1,721
	Youth Centers (03D)	Public Facilities	0	228	228
	Neighborhood Facilities (03E)	Public Facilities	0	108,300	108,300
	Parks, Recreational Facilities (03F)	Public Facilities	46,870	48,222	95,092
	Parking Facilities (03G)	Public Facilities	915	38,110	39,025
	Street Improvements (03K)	Persons	39,920	76,435	116,355
	Sidewalks (03L)	Persons	81,287	157,407	238,694
	Other Public Improvements Not Listed in 03A-03S (03Z)	Persons	10,535	7,168	17,703
		Public Facilities	20,965	34,604	55,569



U.S. Department of Housing and Urban Development
 Office of Community Planning and Development
 Integrated Disbursement and Information System
 CDBG and CDBG-CV Summary of Accomplishments
 Program Year: 2023

DATE: 09-23-24
 TIME: 11:21
 PAGE: 5

LOS ANGELES COUNTY

Activity Group	Matrix Code	Accomplishment Type	Open Count	Completed Count	Program Year Totals
Public Facilities and Improvements	Non-Residential Historic Preservation (16B)	Organizations	1	0	1
	Total Public Facilities and Improvements		200,493	472,196	672,689
Public Services	Operating Costs of Homeless/AIDS Patients Programs (03T)	Persons	25	177,733	177,758
	Senior Services (05A)	Persons	1,360	8,603	9,963
	Services for Persons with Disabilities (05B)	Persons	304	656	960
	Legal Services (05C)	Persons	0	210	210
	Youth Services (05D)	Persons	26	1,045	1,071
	Services for victims of domestic violence, dating violence, sexual assault or stalking (05G)	Persons	0	265	265
	Employment Training (05H)	Persons	318	229	547
	Crime Awareness (05I)	Persons	52,475	386,080	438,555
	Child Care Services (05L)	Persons	0	1,221	1,221
	Health Services (05M)	Persons	0	246	246
	Subsistence Payment (05Q)	Persons	0	278	278
	Neighborhood Cleanups (05V)	Persons	0	133,290	133,290
	Food Banks (05W)	Persons	0	1,002	1,002
	Other Public Services Not Listed in 05A-05Y, 03T (05Z)	Persons	0	517,407	517,407
	Total Public Services		54,508	1,228,265	1,282,773
Other	CDBG Non-profit Organization Capacity Building (19C)	Organizations	0	4,256	4,256
	Total Other		0	4,256	4,256
Grand Total			591,806	4,029,833	4,621,639



U.S. Department of Housing and Urban Development
 Office of Community Planning and Development
 Integrated Disbursement and Information System
 CDBG and CDBG-CV Summary of Accomplishments
 Program Year: 2023

DATE: 09-23-24
 TIME: 11:21
 PAGE: 6

LOS ANGELES COUNTY

CDBG and CDBG-CV Beneficiaries by Racial / Ethnic Category

Housing-Non Housing	Race	Total Persons	Total Hispanic Persons	Total Households	Total Hispanic Households
Housing	White	0	0	1,412	1,029
	Black/African American	0	0	226	5
	Asian	0	0	229	2
	American Indian/Alaskan Native	0	0	10	5
	Native Hawaiian/Other Pacific Islander	0	0	8	3
	American Indian/Alaskan Native & White	0	0	2	2
	Asian & White	0	0	22	0
	Black/African American & White	0	0	112	1
	Amer. Indian/Alaskan Native & Black/African Amer.	0	0	2	2
	Other multi-racial	0	0	1,337	86
	Total Housing	0	0	3,360	1,135
Non Housing	White	7,349	3,999	0	0
	Black/African American	2,226	168	0	0
	Asian	3,150	181	0	0
	American Indian/Alaskan Native	124	48	0	0
	Native Hawaiian/Other Pacific Islander	84	17	0	0
	American Indian/Alaskan Native & White	61	32	0	0
	Asian & White	181	30	0	0
	Black/African American & White	124	35	0	0
	Amer. Indian/Alaskan Native & Black/African Amer.	69	44	0	0
	Other multi-racial	455,203	3,390	129	0
	Total Non Housing	468,571	7,944	129	0
Grand Total	White	7,349	3,999	1,412	1,029
	Black/African American	2,226	168	226	5
	Asian	3,150	181	229	2
	American Indian/Alaskan Native	124	48	10	5
	Native Hawaiian/Other Pacific Islander	84	17	8	3
	American Indian/Alaskan Native & White	61	32	2	2
	Asian & White	181	30	22	0
	Black/African American & White	124	35	112	1
	Amer. Indian/Alaskan Native & Black/African Amer.	69	44	2	2
	Other multi-racial	455,203	3,390	1,466	86
	Total Grand Total	468,571	7,944	3,489	1,135



LOS ANGELES COUNTY

CDBG and CDBG-CV Beneficiaries by Income Category [\(Click here to view activities\)](#)

	Income Levels	Owner Occupied	Renter Occupied	Persons
Housing	Extremely Low (<=30%)	111	0	0
	Low (>30% and <=50%)	140	0	0
	Mod (>50% and <=80%)	48	0	0
	Total Low-Mod	299	0	0
	Non Low-Mod (>80%)	0	0	0
	Total Beneficiaries	299	0	0
Non Housing	Extremely Low (<=30%)	0	0	3,734
	Low (>30% and <=50%)	27	0	199,109
	Mod (>50% and <=80%)	0	0	8,604
	Total Low-Mod	27	0	211,447
	Non Low-Mod (>80%)	0	0	199
	Total Beneficiaries	27	0	211,646



ATTACHMENT 2

PR26 - CDBG Financial Summary Report
 Program Year 2023
 LOS ANGELES COUNTY , CA

PART I : SUMMARY OF CDBG RESOURCES

01 UNEXPENDED CDBG FUNDS AT END OF PREVIOUS PROGRAM YEAR	30,271,935.11
02 ENTITLEMENT GRANT	21,345,486.00
03 SURPLUS URBAN RENEWAL	0.00
04 SECTION 108 GUARANTEED LOAN FUNDS	0.00
05 CURRENT YEAR PROGRAM INCOME	1,833,782.04
05a CURRENT YEAR SECTION 108 PROGRAM INCOME (FOR SI TYPE)	0.00
06 FUNDS RETURNED TO THE LINE-OF-CREDIT	0.00
06a FUNDS RETURNED TO THE LOCAL CDBG ACCOUNT	0.00
07 ADJUSTMENT TO COMPUTE TOTAL AVAILABLE	0.00
08 TOTAL AVAILABLE (SUM, LINES 01-07)	53,451,203.15

PART II : SUMMARY OF CDBG EXPENDITURES

09 DISBURSEMENTS OTHER THAN SECTION 108 REPAYMENTS AND PLANNING/ADMINISTRATION	22,011,914.46
10 ADJUSTMENT TO COMPUTE TOTAL AMOUNT SUBJECT TO LOW/MOD BENEFIT	0.00
11 AMOUNT SUBJECT TO LOW/MOD BENEFIT (LINE 09 + LINE 10)	22,011,914.46
12 DISBURSED IN IDIS FOR PLANNING/ADMINISTRATION	3,806,034.66
13 DISBURSED IN IDIS FOR SECTION 108 REPAYMENTS	1,989,527.00
14 ADJUSTMENT TO COMPUTE TOTAL EXPENDITURES	0.00
15 TOTAL EXPENDITURES (SUM, LINES 11-14)	27,807,476.12
16 UNEXPENDED BALANCE (LINE 08 - LINE 15)	25,643,727.03

PART III : LOWMOD BENEFIT THIS REPORTING PERIOD

17 EXPENDED FOR LOW/MOD HOUSING IN SPECIAL AREAS	0.00
18 EXPENDED FOR LOW/MOD MULTI-UNIT HOUSING	1,777,659.22
19 DISBURSED FOR OTHER LOW/MOD ACTIVITIES	19,497,991.69
20 ADJUSTMENT TO COMPUTE TOTAL LOW/MOD CREDIT	4,503.06
21 TOTAL LOW/MOD CREDIT (SUM, LINES 17-20)	21,280,153.97
22 PERCENT LOW/MOD CREDIT (LINE 21/LINE 11)	96.68%

LOW/MOD BENEFIT FOR MULTI-YEAR CERTIFICATIONS

23 PROGRAM YEARS(PY) COVERED IN CERTIFICATION	PY: 2021 PY: 2022 PY: 2023
24 CUMULATIVE NET EXPENDITURES SUBJECT TO LOW/MOD BENEFIT CALCULATION	0.00
25 CUMULATIVE EXPENDITURES BENEFITING LOW/MOD PERSONS	0.00
26 PERCENT BENEFIT TO LOW/MOD PERSONS (LINE 25/LINE 24)	0.00%

PART IV : PUBLIC SERVICE (PS) CAP CALCULATIONS

27 DISBURSED IN IDIS FOR PUBLIC SERVICES	3,950,023.19
28 PS UNLIQUIDATED OBLIGATIONS AT END OF CURRENT PROGRAM YEAR	0.00
29 PS UNLIQUIDATED OBLIGATIONS AT END OF PREVIOUS PROGRAM YEAR	0.00
30 ADJUSTMENT TO COMPUTE TOTAL PS OBLIGATIONS	(321,157.00)
31 TOTAL PS OBLIGATIONS (LINE 27 + LINE 28 - LINE 29 + LINE 30)	3,628,866.19
32 ENTITLEMENT GRANT	21,345,486.00
33 PRIOR YEAR PROGRAM INCOME	2,953,916.78
34 ADJUSTMENT TO COMPUTE TOTAL SUBJECT TO PS CAP	0.00
35 TOTAL SUBJECT TO PS CAP (SUM, LINES 32-34)	24,299,402.78
36 PERCENT FUNDS OBLIGATED FOR PS ACTIVITIES (LINE 31/LINE 35)	14.93%

PART V : PLANNING AND ADMINISTRATION (PA) CAP

37 DISBURSED IN IDIS FOR PLANNING/ADMINISTRATION	3,806,034.66
38 PA UNLIQUIDATED OBLIGATIONS AT END OF CURRENT PROGRAM YEAR	0.00
39 PA UNLIQUIDATED OBLIGATIONS AT END OF PREVIOUS PROGRAM YEAR	0.00
40 ADJUSTMENT TO COMPUTE TOTAL PA OBLIGATIONS	0.00
41 TOTAL PA OBLIGATIONS (LINE 37 + LINE 38 - LINE 39 +LINE 40)	3,806,034.66
42 ENTITLEMENT GRANT	21,345,486.00
43 CURRENT YEAR PROGRAM INCOME	1,833,782.04
44 ADJUSTMENT TO COMPUTE TOTAL SUBJECT TO PA CAP	0.00
45 TOTAL SUBJECT TO PA CAP (SUM, LINES 42-44)	23,179,268.04
46 PERCENT FUNDS OBLIGATED FOR PA ACTIVITIES (LINE 41/LINE 45)	16.42%



Office of Community Planning and Development
 U.S. Department of Housing and Urban Development
 Integrated Disbursement and Information System
 PR26 - CDBG Financial Summary Report
 Program Year 2023
 LOS ANGELES COUNTY , CA

DATE: 09-25-24
 TIME: 13:28
 PAGE: 2

LINE 17 DETAIL: ACTIVITIES TO CONSIDER IN DETERMINING THE AMOUNT TO ENTER ON LINE 17

No data returned for this view. This might be because the applied filter excludes all data.

LINE 18 DETAIL: ACTIVITIES TO CONSIDER IN DETERMINING THE AMOUNT TO ENTER ON LINE 18

Plan Year	IDIS Project	IDIS	Activity	Activity Name	Matrix Code	National Objective	Drawn Amount
2021	1	11990		Carmelitos Community Center Improvements Project	14C	LMH	\$234,419.76
2022	3	12162		107th Street ADA Upgrades Project	14C	LMH	\$816,051.38
2022	3	12214		South Bay Gardens Solar Project	14C	LMH	\$92,652.73
2022	3	12216		Herbert Senior Complex Kitchen Rehabilitation - II	14C	LMH	\$257,037.18
2022	3	12217		Harbor Hills and Carmelitos Housing Sites - Playground Improvements	14C	LMH	\$151,095.32
2022	3	12258		Harbor Hills and Carmelitos Housing Sites - Playground Improvements II	14C	LMH	\$154,484.21
2023	6	12292		Lancaster Homes Solar Project	14C	LMH	\$71,918.64
					14C	Matrix Code	<u>\$1,777,659.22</u>
Total							\$1,777,659.22

LINE 19 DETAIL: ACTIVITIES INCLUDED IN THE COMPUTATION OF LINE 19

Plan Year	IDIS Project	IDIS Activity	Voucher Number	Activity Name	Matrix Code	National Objective	Drawn Amount
2022	3	12090	6896067	Affordable Housing Disposition - District 1	02	LMH	\$1,452.72
2022	3	12090	6911777	Affordable Housing Disposition - District 1	02	LMH	\$120.76
2022	3	12090	6929042	Affordable Housing Disposition - District 1	02	LMH	\$420.18
2023	1	12289	6804548	Affordable Housing/Disposition - District 2	02	LMH	\$989.54
2023	1	12289	6823001	Affordable Housing/Disposition - District 2	02	LMH	\$298.40
2023	1	12289	6827726	Affordable Housing/Disposition - District 2	02	LMH	\$5,154.15
2023	1	12289	6830548	Affordable Housing/Disposition - District 2	02	LMH	\$298.40
2023	1	12289	6838648	Affordable Housing/Disposition - District 2	02	LMH	\$2,034.67
2023	1	12289	6847805	Affordable Housing/Disposition - District 2	02	LMH	\$2,057.87
2023	1	12289	6851162	Affordable Housing/Disposition - District 2	02	LMH	\$473.52
2023	1	12289	6854726	Affordable Housing/Disposition - District 2	02	LMH	\$468.00
2023	1	12289	6855637	Affordable Housing/Disposition - District 2	02	LMH	\$1,244.69
2023	1	12289	6857034	Affordable Housing/Disposition - District 2	02	LMH	\$596.80
2023	1	12289	6865507	Affordable Housing/Disposition - District 2	02	LMH	\$271.26
2023	1	12289	6877669	Affordable Housing/Disposition - District 2	02	LMH	\$117.65
2023	1	12289	6887799	Affordable Housing/Disposition - District 2	02	LMH	\$71.07
2023	1	12289	6899050	Affordable Housing/Disposition - District 2	02	LMH	\$85.89
2023	1	12289	6911787	Affordable Housing/Disposition - District 2	02	LMH	\$125.67
2023	1	12289	6915562	Affordable Housing/Disposition - District 2	02	LMH	\$1,209.56
2023	1	12289	6917506	Affordable Housing/Disposition - District 2	02	LMH	\$302.39
2023	1	12289	6929045	Affordable Housing/Disposition - District 2	02	LMH	\$320.44
2023	1	12289	6938274	Affordable Housing/Disposition - District 2	02	LMH	\$600.79
2023	1	12296	6893695	Willowbrook Community Project Area/Disposition	02	LMA	\$9,178.00
2023	1	12296	6896020	Willowbrook Community Project Area/Disposition	02	LMA	\$3,153.00
2023	1	12296	6910165	Willowbrook Community Project Area/Disposition	02	LMA	\$3,515.00
2023	1	12296	6917509	Willowbrook Community Project Area/Disposition	02	LMA	\$4,432.00
2023	1	12297	6823112	Walnut Park Parking Lot Maintenance - District 4	02	LMH	\$2,408.00
2023	1	12297	6827728	Walnut Park Parking Lot Maintenance - District 4	02	LMH	\$2,625.00
2023	1	12297	6832915	Walnut Park Parking Lot Maintenance - District 4	02	LMH	\$2,395.00
2023	1	12297	6841726	Walnut Park Parking Lot Maintenance - District 4	02	LMH	\$2,615.00
2023	1	12297	6852816	Walnut Park Parking Lot Maintenance - District 4	02	LMH	\$2,305.00
2023	1	12297	6890730	Walnut Park Parking Lot Maintenance - District 4	02	LMH	\$17,050.00
2023	1	12297	6917509	Walnut Park Parking Lot Maintenance - District 4	02	LMH	\$4,535.00
2023	6	12290	6823112	West Altadena/Disposition	02	LMA	\$228.19
2023	6	12290	6827728	West Altadena/Disposition	02	LMA	\$12,287.33
2023	6	12290	6832915	West Altadena/Disposition	02	LMA	\$228.19
2023	6	12290	6837521	West Altadena/Disposition	02	LMA	\$228.19
2023	6	12290	6838650	West Altadena/Disposition	02	LMA	\$1,742.32
2023	6	12290	6839121	West Altadena/Disposition	02	LMA	\$140.00
2023	6	12290	6841726	West Altadena/Disposition	02	LMA	\$350.00
2023	6	12290	6849720	West Altadena/Disposition	02	LMA	\$175.53
2023	6	12290	6917509	West Altadena/Disposition	02	LMA	\$1,420.00
2023	6	12290	6929050	West Altadena/Disposition	02	LMA	\$4,581.95
2023	6	12319	6823112	Maravilla/Disposition	02	LMA	\$2,584.00
2023	6	12319	6827728	Maravilla/Disposition	02	LMA	\$2,413.00



Office of Community Planning and Development
 U.S. Department of Housing and Urban Development
 Integrated Disbursement and Information System
 PR26 - CDBG Financial Summary Report
 Program Year 2023
 LOS ANGELES COUNTY , CA

DATE: 09-25-24
 TIME: 13:28
 PAGE: 3

Plan Year	IDIS Project	IDIS Activity	Voucher Number	Activity Name	Matrix Code	National Objective	Drawn Amount
2023	6	12319	6832915	Maravilla/Disposition	02	LMA	\$2,680.00
2023	6	12319	6841726	Maravilla/Disposition	02	LMA	\$2,691.00
2023	6	12319	6852816	Maravilla/Disposition	02	LMA	\$380.00
2023	6	12319	6893695	Maravilla/Disposition	02	LMA	\$21,833.00
2023	6	12319	6917509	Maravilla/Disposition	02	LMA	\$7,354.00
					02	Matrix Code	\$134,242.12
2020	3	11774	6877609	Mobile Shower Hygiene Project	03C	LMC	\$25,000.00
2021	1	11943	6893691	Security Camera Installation for Homeless Shelter	03C	LMC	\$25,000.00
2021	1	11993	6832907	The Emerald Project: Antelope Valley Offsite Housing Improvements	03C	LMC	\$322,808.00
2021	1	11993	6851156	The Emerald Project: Antelope Valley Offsite Housing Improvements	03C	LMC	\$23,242.00
2021	1	11993	6857032	The Emerald Project: Antelope Valley Offsite Housing Improvements	03C	LMC	\$41,219.00
2021	1	11993	6890719	The Emerald Project: Antelope Valley Offsite Housing Improvements	03C	LMC	\$150,770.00
2021	1	11993	6934262	The Emerald Project: Antelope Valley Offsite Housing Improvements	03C	LMC	\$50,683.00
					03C	Matrix Code	\$638,722.00
2021	1	11981	6917504	Santa Clarita Valley Boys & Girls Club Facility Improvements	03D	LMC	\$717.00
2021	1	11981	6934262	Santa Clarita Valley Boys & Girls Club Facility Improvements	03D	LMC	\$7,892.00
2021	1	12064	6820533	Youth Institute Teen Center Improvement Project at Carmelitos	03D	LMC	\$7,483.29
2021	1	12064	6827723	Youth Institute Teen Center Improvement Project at Carmelitos	03D	LMC	\$1,998.73
2021	1	12064	6838645	Youth Institute Teen Center Improvement Project at Carmelitos	03D	LMC	\$5,602.98
2021	1	12064	6847794	Youth Institute Teen Center Improvement Project at Carmelitos	03D	LMC	\$5,944.95
2021	1	12064	6855634	Youth Institute Teen Center Improvement Project at Carmelitos	03D	LMC	\$10,725.41
2021	1	12064	6865501	Youth Institute Teen Center Improvement Project at Carmelitos	03D	LMC	\$9,165.27
2021	1	12064	6877633	Youth Institute Teen Center Improvement Project at Carmelitos	03D	LMC	\$2,765.61
2021	1	12064	6893693	Youth Institute Teen Center Improvement Project at Carmelitos	03D	LMC	\$29,400.00
2021	1	12064	6895677	Youth Institute Teen Center Improvement Project at Carmelitos	03D	LMC	\$227.50
2021	1	12064	6911779	Youth Institute Teen Center Improvement Project at Carmelitos	03D	LMC	\$253.48
					03D	Matrix Code	\$82,176.22
2020	3	11746	6885388	New Florence-Firestone Public Library	03E	LMA	\$70,000.00
2023	6	12488	6895674	ADA Door Installation Project	03E	LMC	\$4,903.00
2023	6	12488	6934273	ADA Door Installation Project	03E	LMC	\$366.00
2023	6	12500	6934273	Restroom Renovation at East LA Civic Center at Belvedere Park Lake	03E	LMA	\$9,962.00
					03E	Matrix Code	\$85,231.00
2019	1	11332	6817017	Bell Gardens Ford Park Aquatics Center	03F	LMA	\$2,983.00
2019	1	11332	6844181	Bell Gardens Ford Park Aquatics Center	03F	LMA	\$13,054.00
2019	1	11332	6849718	Bell Gardens Ford Park Aquatics Center	03F	LMA	\$116,024.00
2019	1	11332	6867503	Bell Gardens Ford Park Aquatics Center	03F	LMA	\$22,916.00
2019	1	11332	6875279	Bell Gardens Ford Park Aquatics Center	03F	LMA	\$27,562.00
2019	1	11332	6885390	Bell Gardens Ford Park Aquatics Center	03F	LMA	\$26,591.00
2019	1	11332	6893691	Bell Gardens Ford Park Aquatics Center	03F	LMA	\$38,802.00
2019	1	11332	6922082	Bell Gardens Ford Park Aquatics Center	03F	LMA	\$35,505.00
2019	1	11332	6924630	Bell Gardens Ford Park Aquatics Center	03F	LMA	\$153,450.00
2020	3	11739	6854720	95th/Normandie Pocket Park	03F	LMA	\$257,873.00
2020	3	11739	6893688	95th/Normandie Pocket Park	03F	LMA	\$297,753.00
2022	3	12164	6867506	ADA Improvements at City Parks	03F	LMC	\$54,697.00
2022	3	12164	6895668	ADA Improvements at City Parks	03F	LMC	\$76,981.00
2022	3	12273	6919442	Chumash Park ADA Improvements	03F	LMC	\$2,878.00
					03F	Matrix Code	\$1,127,069.00
2023	6	12484	6877669	Security Improvements at Cesar E Chavez Ave & Ford Blvd Parking Lots	03G	LMA	\$2,662.99
2023	6	12484	6880456	Security Improvements at Cesar E Chavez Ave & Ford Blvd Parking Lots	03G	LMA	\$4,384.61
2023	6	12484	6887815	Security Improvements at Cesar E Chavez Ave & Ford Blvd Parking Lots	03G	LMA	\$17,415.65
2023	6	12484	6893698	Security Improvements at Cesar E Chavez Ave & Ford Blvd Parking Lots	03G	LMA	\$101,210.34
2023	6	12484	6895680	Security Improvements at Cesar E Chavez Ave & Ford Blvd Parking Lots	03G	LMA	\$11,347.46
2023	6	12484	6896016	Security Improvements at Cesar E Chavez Ave & Ford Blvd Parking Lots	03G	LMA	\$4,828.00
2023	6	12484	6911794	Security Improvements at Cesar E Chavez Ave & Ford Blvd Parking Lots	03G	LMA	\$14,323.25
2023	6	12484	6929053	Security Improvements at Cesar E Chavez Ave & Ford Blvd Parking Lots	03G	LMA	\$5,227.70
					03G	Matrix Code	\$161,400.00
2019	1	11326	6922133	Pico Street & San Fernando Road Improvements FY 2019-20	03K	LMA	\$4,834.00
2021	1	11840	6827943	Street Improvements FY 2021-22	03K	LMA	\$7,407.00
2021	1	11840	6851156	Street Improvements FY 2021-22	03K	LMA	\$11,800.00
2021	1	11840	6885392	Street Improvements FY 2021-22	03K	LMA	\$17,037.00
2021	1	11840	6895657	Street Improvements FY 2021-22	03K	LMA	\$1,960.00
2021	1	11840	6910162	Street Improvements FY 2021-22	03K	LMA	\$360.00
2021	1	12050	6832905	FY 2021-22 Clarkdale Ave. & Joliet Ave. Street Improvements	03K	LMA	\$23,095.00
2021	1	12050	6851155	FY 2021-22 Clarkdale Ave. & Joliet Ave. Street Improvements	03K	LMA	\$1,837.00
2021	1	12050	6885390	FY 2021-22 Clarkdale Ave. & Joliet Ave. Street Improvements	03K	LMA	\$105,763.00
2021	1	12050	6895654	FY 2021-22 Clarkdale Ave. & Joliet Ave. Street Improvements	03K	LMA	\$5,948.00
2021	1	12050	6935736	FY 2021-22 Clarkdale Ave. & Joliet Ave. Street Improvements	03K	LMA	\$7,246.00
2022	3	12053	6885397	Street Improvements FY 2022-23	03K	LMA	\$7,489.00
2022	3	12053	6895668	Street Improvements FY 2022-23	03K	LMA	\$6,492.00
2022	3	12053	6910163	Street Improvements FY 2022-23	03K	LMA	\$4,811.00



Office of Community Planning and Development
 U.S. Department of Housing and Urban Development
 Integrated Disbursement and Information System

DATE: 09-25-24
 TIME: 13:28
 PAGE: 4

PR26 - CDBG Financial Summary Report
 Program Year 2023
 LOS ANGELES COUNTY , CA

Plan Year	IDIS Project	IDIS Activity	Voucher Number	Activity Name	Matrix Code	National Objective	Drawn Amount
2022	3	12053	6917508	Street Improvements FY 2022-23	03K	LMA	\$965.00
2022	3	12053	6934266	Street Improvements FY 2022-23	03K	LMA	\$8,052.00
2023	6	12479	6895674	FY 2023-24 Street Improvements	03K	LMA	\$7,733.00
2023	6	12479	6922089	FY 2023-24 Street Improvements	03K	LMA	\$1,596.00
2023	6	12479	6935740	FY 2023-24 Street Improvements	03K	LMA	\$1,796.00
					03K	Matrix Code	\$226,221.00
2018	1	11081	6804378	Manhattan Senior Villas ADA Pathway	03L	LMC	\$94,799.00
2018	1	11081	6820331	Manhattan Senior Villas ADA Pathway	03L	LMC	\$243,310.00
2019	1	11348	6875297	ADA Bus Stop Improvements	03L	LMC	\$10,298.00
2020	3	11629	6857031	Redondela Drive Area ADA Improvements	03L	LMC	\$20,284.00
2020	3	11629	6910161	Redondela Drive Area ADA Improvements	03L	LMC	\$15,483.00
2021	1	11927	6854723	Citywide ADA Sidewalk Project Phase II	03L	LMC	\$100,711.00
2021	1	11927	6854725	Citywide ADA Sidewalk Project Phase II	03L	LMC	\$4,808.00
2021	1	11932	6835360	ADA Transition Plan Sidewalk Repairs/Curb Ramps Project 2021	03L	LMC	\$78,247.00
2021	1	11932	6893687	ADA Transition Plan Sidewalk Repairs/Curb Ramps Project 2021	03L	LMC	\$8,453.00
2022	3	12055	6804388	ADA Sidewalks/Curb Ramps	03L	LMC	\$331,913.00
2022	3	12057	6844185	Area 3 Residential Neighborhood ADA Curb Ramps Improvements Project	03L	LMC	\$1,252.00
2022	3	12057	6862469	Area 3 Residential Neighborhood ADA Curb Ramps Improvements Project	03L	LMC	\$154,405.00
2022	3	12057	6872536	Area 3 Residential Neighborhood ADA Curb Ramps Improvements Project	03L	LMC	\$2,486.00
2022	3	12057	6885397	Area 3 Residential Neighborhood ADA Curb Ramps Improvements Project	03L	LMC	\$8,032.00
2022	3	12057	6896275	Area 3 Residential Neighborhood ADA Curb Ramps Improvements Project	03L	LMC	\$510.00
2022	3	12076	6835362	ADA Sidewalk and Curb Ramp Transition Project	03L	LMC	\$76,937.00
2022	3	12076	6849719	ADA Sidewalk and Curb Ramp Transition Project	03L	LMC	\$86,168.00
2022	3	12076	6893694	ADA Sidewalk and Curb Ramp Transition Project	03L	LMC	\$10,472.00
2022	3	12083	6839290	Sidewalk Rehabilitation Project FY 2022-2023	03L	LMA	\$6,384.00
2022	3	12083	6844185	Sidewalk Rehabilitation Project FY 2022-2023	03L	LMA	\$134,722.00
2022	3	12083	6872536	Sidewalk Rehabilitation Project FY 2022-2023	03L	LMA	\$16,666.00
2022	3	12083	6883079	Sidewalk Rehabilitation Project FY 2022-2023	03L	LMA	\$7,798.00
2022	3	12083	6885397	Sidewalk Rehabilitation Project FY 2022-2023	03L	LMA	\$608.00
2022	3	12083	6895668	Sidewalk Rehabilitation Project FY 2022-2023	03L	LMA	\$304.00
2022	3	12083	6927026	Sidewalk Rehabilitation Project FY 2022-2023	03L	LMA	\$132.00
2022	3	12208	6831000	Curb/Sidewalk Construction - Phase XII	03L	LMC	\$8,922.00
2022	3	12211	6890722	Sidewalk Repair for Disabled Accessibility FY22-23	03L	LMC	\$75,346.00
2022	3	12257	6820355	ADA Ramp and Sidewalk Replacement	03L	LMC	\$431,415.00
2022	3	12257	6883075	ADA Ramp and Sidewalk Replacement	03L	LMC	\$22,706.00
2023	6	12353	6880455	Azusa Sidewalks and ADA Improvements Project	03L	LMC	\$1,755.00
2023	6	12353	6900480	Azusa Sidewalks and ADA Improvements Project	03L	LMC	\$1,802.00
2023	6	12353	6931557	Azusa Sidewalks and ADA Improvements Project	03L	LMC	\$106,739.00
2023	6	12354	6905463	ADA Sidewalks/Curb Ramps	03L	LMC	\$188,741.00
2023	6	12356	6896276	Area 4 Residential Neighborhood ADA Curb Ramps Improvements Project	03L	LMC	\$444.00
2023	6	12356	6917509	Area 4 Residential Neighborhood ADA Curb Ramps Improvements Project	03L	LMC	\$1,171.00
2023	6	12356	6934273	Area 4 Residential Neighborhood ADA Curb Ramps Improvements Project	03L	LMC	\$2,342.00
2023	6	12360	6883083	Sidewalk Rehabilitation Project FY 2023-2024	03L	LMA	\$3,004.00
2023	6	12360	6885401	Sidewalk Rehabilitation Project FY 2023-2024	03L	LMA	\$3,348.00
2023	6	12360	6895674	Sidewalk Rehabilitation Project FY 2023-2024	03L	LMA	\$4,464.00
2023	6	12360	6915534	Sidewalk Rehabilitation Project FY 2023-2024	03L	LMA	\$2,083.00
2023	6	12360	6929429	Sidewalk Rehabilitation Project FY 2023-2024	03L	LMA	\$1,254.00
2023	6	12364	6895674	ADA Access Ramp & Sidewalk Improvements (Phase 10)	03L	LMC	\$20,151.00
2023	6	12405	6846621	ADA Sidewalk Repair Project (FY22-23)	03L	LMC	\$67,397.00
2023	6	12405	6895674	ADA Sidewalk Repair Project (FY22-23)	03L	LMC	\$628.00
2023	6	12415	6927029	Installation of ADA Access Ramps - Cycle 3	03L	LMC	\$144.00
2023	6	12424	6851328	Duarte Installation of ADA Curb Ramps FY 2023-2024	03L	LMC	\$500.00
2023	6	12424	6867524	Duarte Installation of ADA Curb Ramps FY 2023-2024	03L	LMC	\$1,000.00
2023	6	12424	6883086	Duarte Installation of ADA Curb Ramps FY 2023-2024	03L	LMC	\$445.00
2023	6	12424	6885401	Duarte Installation of ADA Curb Ramps FY 2023-2024	03L	LMC	\$1,945.00
2023	6	12424	6899043	Duarte Installation of ADA Curb Ramps FY 2023-2024	03L	LMC	\$98,682.00
2023	6	12424	6912209	Duarte Installation of ADA Curb Ramps FY 2023-2024	03L	LMC	\$1,667.00
2023	6	12424	6927029	Duarte Installation of ADA Curb Ramps FY 2023-2024	03L	LMC	\$7,534.00
2023	6	12428	6895674	Sidewalk Repair for Disabled Accessibility FY23-24	03L	LMC	\$321,971.00
2023	6	12428	6899033	Sidewalk Repair for Disabled Accessibility FY23-24	03L	LMC	\$65,357.86
2023	6	12428	6899043	Sidewalk Repair for Disabled Accessibility FY23-24	03L	LMC	\$378,121.14
2023	6	12428	6934262	Sidewalk Repair for Disabled Accessibility FY23-24	03L	LMC	\$34,030.00
2023	6	12428	6934273	Sidewalk Repair for Disabled Accessibility FY23-24	03L	LMC	\$30,825.00
2023	6	12448	6839121	FY 23-24 Curb Ramp Access Improvements	03L	LMC	\$133.00
2023	6	12448	6857042	FY 23-24 Curb Ramp Access Improvements	03L	LMC	\$1,496.00
2023	6	12448	6910166	FY 23-24 Curb Ramp Access Improvements	03L	LMC	\$5,569.00
2023	6	12448	6929429	FY 23-24 Curb Ramp Access Improvements	03L	LMC	\$4,342.00
2023	6	12486	6852816	Curb Ramp Accessibility Project	03L	LMC	\$204,525.00
					03L	Matrix Code	\$3,517,181.00
2019	1	11497	6917501	Shelter Operations Equipment Project	03T	LMC	\$4,523.00
2019	1	11497	6919440	Shelter Operations Equipment Project	03T	LMC	\$16,793.00



Office of Community Planning and Development
 U.S. Department of Housing and Urban Development
 Integrated Disbursement and Information System
 PR26 - CDBG Financial Summary Report
 Program Year 2023
 LOS ANGELES COUNTY , CA

DATE: 09-25-24
 TIME: 13:28
 PAGE: 5

Plan Year	IDIS Project	IDIS Activity	Voucher Number	Activity Name	Matrix Code	National Objective	Drawn Amount
2019	1	11497	6922077	Shelter Operations Equipment Project	03T	LMC	\$1,066.00
2019	1	11497	6924627	Shelter Operations Equipment Project	03T	LMC	\$6,639.00
2019	1	11497	6929426	Shelter Operations Equipment Project	03T	LMC	\$1,372.00
2021	1	11944	6875279	Homeless Support Services and Outreach	03T	LMC	\$27,029.00
2021	1	11944	6877612	Homeless Support Services and Outreach	03T	LMC	\$5,930.00
2021	1	11944	6883075	Homeless Support Services and Outreach	03T	LMC	\$5,370.00
2021	1	11944	6890718	Homeless Support Services and Outreach	03T	LMC	\$3,443.00
2021	1	11944	6905435	Homeless Support Services and Outreach	03T	LMC	\$5,649.00
2021	1	11944	6910161	Homeless Support Services and Outreach	03T	LMC	\$2,579.00
2021	1	12028	6820355	Support Services for Imagine Village	03T	LMC	\$24,466.00
2021	1	12028	6849718	Support Services for Imagine Village	03T	LMC	\$87,158.00
2021	1	12028	6883075	Support Services for Imagine Village	03T	LMC	\$43.00
2023	7	12391	6880456	Programs for the Homeless	03T	LMC	\$18,701.00
2023	7	12391	6896020	Programs for the Homeless	03T	LMC	\$24,865.00
2023	7	12431	6814455	S. Mark Taper Foundation Shelter Resource Bank	03T	LMC	\$44,417.00
2023	7	12431	6823000	S. Mark Taper Foundation Shelter Resource Bank	03T	LMC	\$45,280.00
2023	7	12431	6831000	S. Mark Taper Foundation Shelter Resource Bank	03T	LMC	\$45,219.00
2023	7	12431	6837516	S. Mark Taper Foundation Shelter Resource Bank	03T	LMC	\$45,219.00
2023	7	12431	6854725	S. Mark Taper Foundation Shelter Resource Bank	03T	LMC	\$44,605.00
2023	7	12431	6859800	S. Mark Taper Foundation Shelter Resource Bank	03T	LMC	\$43,992.00
2023	7	12431	6875280	S. Mark Taper Foundation Shelter Resource Bank	03T	LMC	\$45,573.00
2023	7	12431	6883079	S. Mark Taper Foundation Shelter Resource Bank	03T	LMC	\$45,327.00
2023	7	12431	6895668	S. Mark Taper Foundation Shelter Resource Bank	03T	LMC	\$45,118.00
2023	7	12431	6903405	S. Mark Taper Foundation Shelter Resource Bank	03T	LMC	\$5,250.00
					03T	Matrix Code	\$645,626.00
2020	3	11747	6804382	City Hall ADA Restroom Facilities Improvement Project	03Z	LMC	\$11,213.00
2021	1	11984	6811492	Offsite Improvements for Imagine Village II	03Z	LMC	\$115,225.00
2021	1	11984	6825146	Offsite Improvements for Imagine Village II	03Z	LMC	\$53,579.00
2021	1	11984	6837514	Offsite Improvements for Imagine Village II	03Z	LMC	\$106,816.00
2021	1	11984	6839119	Offsite Improvements for Imagine Village II	03Z	LMC	\$15,078.00
2022	3	12212	6831000	MCLE Permanent Officer Trailer Project	03Z	LMC	\$15,628.00
2022	3	12212	6857033	MCLE Permanent Officer Trailer Project	03Z	LMC	\$2,636.00
2022	3	12212	6893694	MCLE Permanent Officer Trailer Project	03Z	LMC	\$1,758.00
2022	3	12212	6910163	MCLE Permanent Officer Trailer Project	03Z	LMC	\$3,665.00
2022	3	12212	6934266	MCLE Permanent Officer Trailer Project	03Z	LMC	\$33,585.00
2022	3	12232	6830996	Facility Improvements - East Los Angeles Women's Center	03Z	LMC	\$1,729.00
2022	3	12232	6832905	Facility Improvements - East Los Angeles Women's Center	03Z	LMC	\$12,187.00
2022	3	12232	6875279	Facility Improvements - East Los Angeles Women's Center	03Z	LMC	\$13,743.00
2022	3	12232	6887658	Facility Improvements - East Los Angeles Women's Center	03Z	LMC	\$21,981.00
2022	3	12232	6896017	Facility Improvements - East Los Angeles Women's Center	03Z	LMC	\$2,660.00
2022	3	12232	6915519	Facility Improvements - East Los Angeles Women's Center	03Z	LMC	\$2,660.00
2022	3	12232	6929427	Facility Improvements - East Los Angeles Women's Center	03Z	LMC	\$2,660.00
2022	3	12268	6867500	Clara & Lugo Park Signage Project	03Z	LMA	\$100,000.00
2022	3	12268	6867503	Clara & Lugo Park Signage Project	03Z	LMA	\$4,360.00
2022	3	12268	6867506	Clara & Lugo Park Signage Project	03Z	LMA	\$12,027.00
2023	6	12425	6896020	City Hall Restrooms Upgrade Project	03Z	LMA	\$2,989.00
2023	6	12425	6935740	City Hall Restrooms Upgrade Project	03Z	LMA	\$14,295.00
2023	6	12442	6885401	City Hall ADA Countertops Project	03Z	LMC	\$114,000.00
2023	6	12457	6885397	City Hall ADA Restroom Automatic Doors Project	03Z	LMC	\$24,020.00
					03Z	Matrix Code	\$688,494.00
2023	7	12302	6804546	Senior Services Program	05A	LMC	\$432.00
2023	7	12302	6823112	Senior Services Program	05A	LMC	\$1,519.00
2023	7	12302	6827728	Senior Services Program	05A	LMC	\$2,597.00
2023	7	12302	6835364	Senior Services Program	05A	LMC	\$1,844.00
2023	7	12302	6841726	Senior Services Program	05A	LMC	\$1,853.00
2023	7	12302	6851167	Senior Services Program	05A	LMC	\$1,660.00
2023	7	12302	6864902	Senior Services Program	05A	LMC	\$1,264.00
2023	7	12302	6877792	Senior Services Program	05A	LMC	\$3,660.00
2023	7	12302	6885401	Senior Services Program	05A	LMC	\$2,449.00
2023	7	12302	6899043	Senior Services Program	05A	LMC	\$1,872.00
2023	7	12302	6907620	Senior Services Program	05A	LMC	\$1,519.00
2023	7	12306	6823112	Congregate Meals Program	05A	LMC	\$255.00
2023	7	12306	6827728	Congregate Meals Program	05A	LMC	\$231.00
2023	7	12306	6832915	Congregate Meals Program	05A	LMC	\$1,633.00
2023	7	12306	6846614	Congregate Meals Program	05A	LMC	\$13,278.00
2023	7	12306	6854740	Congregate Meals Program	05A	LMC	\$7,146.00
2023	7	12306	6862477	Congregate Meals Program	05A	LMC	\$5,199.00
2023	7	12306	6875283	Congregate Meals Program	05A	LMC	\$4,760.00
2023	7	12306	6893695	Congregate Meals Program	05A	LMC	\$5,353.00
2023	7	12306	6895674	Congregate Meals Program	05A	LMC	\$567.00
2023	7	12310	6827760	Senior Information and Referral	05A	LMC	\$3,356.00



Office of Community Planning and Development
 U.S. Department of Housing and Urban Development
 Integrated Disbursement and Information System
 PR26 - CDBG Financial Summary Report
 Program Year 2023
 LOS ANGELES COUNTY , CA

DATE: 09-25-24
 TIME: 13:28
 PAGE: 6

Plan Year	IDIS Project	IDIS Activity	Voucher Number	Activity Name	Matrix Code	National Objective	Drawn Amount
2023	7	12310	6849720	Senior Information and Referral	05A	LMC	\$2,248.00
2023	7	12310	6864902	Senior Information and Referral	05A	LMC	\$1,109.00
2023	7	12310	6869951	Senior Information and Referral	05A	LMC	\$644.00
2023	7	12310	6883083	Senior Information and Referral	05A	LMC	\$1,803.00
2023	7	12310	6890730	Senior Information and Referral	05A	LMC	\$840.00
2023	7	12312	6827760	Senior Case Management	05A	LMC	\$945.00
2023	7	12312	6849720	Senior Case Management	05A	LMC	\$1,335.00
2023	7	12312	6864902	Senior Case Management	05A	LMC	\$473.00
2023	7	12312	6869951	Senior Case Management	05A	LMC	\$213.00
2023	7	12312	6883083	Senior Case Management	05A	LMC	\$2,158.00
2023	7	12312	6903407	Senior Case Management	05A	LMC	\$1,737.00
2023	7	12312	6912209	Senior Case Management	05A	LMC	\$548.00
2023	7	12312	6934273	Senior Case Management	05A	LMC	\$2,591.00
2023	7	12313	6827760	Senior Nutrition	05A	LMC	\$1,704.00
2023	7	12313	6849720	Senior Nutrition	05A	LMC	\$2,800.00
2023	7	12313	6864902	Senior Nutrition	05A	LMC	\$1,758.00
2023	7	12313	6869951	Senior Nutrition	05A	LMC	\$1,839.00
2023	7	12313	6883083	Senior Nutrition	05A	LMC	\$1,899.00
2023	7	12316	6851157	Senior Empowerment Program - Union Pacific	05A	LMC	\$21,000.00
2023	7	12316	6859800	Senior Empowerment Program - Union Pacific	05A	LMC	\$14,852.00
2023	7	12316	6862469	Senior Empowerment Program - Union Pacific	05A	LMC	\$6,570.00
2023	7	12316	6880454	Senior Empowerment Program - Union Pacific	05A	LMC	\$2,578.00
2023	7	12324	6851157	Senior Empowerment Program - Walnut Park	05A	LMC	\$30,090.00
2023	7	12324	6859800	Senior Empowerment Program - Walnut Park	05A	LMC	\$21,392.00
2023	7	12324	6862469	Senior Empowerment Program - Walnut Park	05A	LMC	\$3,518.00
2023	7	12324	6934266	Senior Empowerment Program - Walnut Park	05A	LMC	\$6,382.00
2023	7	12326	6837521	Senior Social Services Program	05A	LMC	\$1,668.00
2023	7	12326	6841726	Senior Social Services Program	05A	LMC	\$1,668.00
2023	7	12326	6859807	Senior Social Services Program	05A	LMC	\$1,666.00
2023	7	12326	6885401	Senior Social Services Program	05A	LMC	\$1,666.00
2023	7	12326	6910165	Senior Social Services Program	05A	LMC	\$1,666.00
2023	7	12326	6915562	Senior Social Services Program	05A	LMC	\$833.00
2023	7	12341	6825140	Senior Citizen Meal Program	05A	LMC	\$8,283.00
2023	7	12341	6827760	Senior Citizen Meal Program	05A	LMC	\$194.00
2023	7	12345	6823112	DPR - Senior Program (Belvedere Park)	05A	LMC	\$3,465.00
2023	7	12345	6830552	DPR - Senior Program (Belvedere Park)	05A	LMC	\$2,912.00
2023	7	12345	6841726	DPR - Senior Program (Belvedere Park)	05A	LMC	\$2,554.00
2023	7	12345	6849720	DPR - Senior Program (Belvedere Park)	05A	LMC	\$2,882.00
2023	7	12345	6857042	DPR - Senior Program (Belvedere Park)	05A	LMC	\$2,777.00
2023	7	12345	6880455	DPR - Senior Program (Belvedere Park)	05A	LMC	\$2,807.00
2023	7	12345	6915562	DPR - Senior Program (Belvedere Park)	05A	LMC	\$1,603.00
2023	7	12346	6823112	DPR - Senior Program (Salazar Park)	05A	LMC	\$8,290.00
2023	7	12346	6827760	DPR - Senior Program (Salazar Park)	05A	LMC	\$8,945.00
2023	7	12346	6841726	DPR - Senior Program (Salazar Park)	05A	LMC	\$8,945.00
2023	7	12346	6849720	DPR - Senior Program (Salazar Park)	05A	LMC	\$10,981.00
2023	7	12346	6857042	DPR - Senior Program (Salazar Park)	05A	LMC	\$11,603.00
2023	7	12346	6880455	DPR - Senior Program (Salazar Park)	05A	LMC	\$7,135.00
2023	7	12346	6887669	DPR - Senior Program (Salazar Park)	05A	LMC	\$1,146.00
2023	7	12346	6895674	DPR - Senior Program (Salazar Park)	05A	LMC	\$2,814.00
2023	7	12346	6915534	DPR - Senior Program (Salazar Park)	05A	LMC	\$519.00
2023	7	12346	6927029	DPR - Senior Program (Salazar Park)	05A	LMC	\$4,050.00
2023	7	12347	6823112	DPR - Senior Program (Valleydale Park)	05A	LMC	\$114.00
2023	7	12347	6827760	DPR - Senior Program (Valleydale Park)	05A	LMC	\$2,598.00
2023	7	12347	6841726	DPR - Senior Program (Valleydale Park)	05A	LMC	\$1,629.00
2023	7	12347	6849720	DPR - Senior Program (Valleydale Park)	05A	LMC	\$1,762.00
2023	7	12347	6857042	DPR - Senior Program (Valleydale Park)	05A	LMC	\$1,774.00
2023	7	12347	6880455	DPR - Senior Program (Valleydale Park)	05A	LMC	\$4,902.00
2023	7	12347	6887669	DPR - Senior Program (Valleydale Park)	05A	LMC	\$4,001.00
2023	7	12347	6895674	DPR - Senior Program (Valleydale Park)	05A	LMC	\$618.00
2023	7	12347	6927029	DPR - Senior Program (Valleydale Park)	05A	LMC	\$6,309.00
2023	7	12348	6841707	DPR - Senior Program (Sunshine Park)	05A	LMC	\$1,564.00
2023	7	12348	6849720	DPR - Senior Program (Sunshine Park)	05A	LMC	\$3,204.00
2023	7	12348	6857042	DPR - Senior Program (Sunshine Park)	05A	LMC	\$1,771.00
2023	7	12348	6880455	DPR - Senior Program (Sunshine Park)	05A	LMC	\$2,007.00
2023	7	12348	6887669	DPR - Senior Program (Sunshine Park)	05A	LMC	\$2,198.00
2023	7	12348	6895674	DPR - Senior Program (Sunshine Park)	05A	LMC	\$1,566.00
2023	7	12348	6905463	DPR - Senior Program (Sunshine Park)	05A	LMC	\$2,232.00
2023	7	12348	6915562	DPR - Senior Program (Sunshine Park)	05A	LMC	\$3,820.00
2023	7	12348	6927029	DPR - Senior Program (Sunshine Park)	05A	LMC	\$193.00
2023	7	12349	6823112	DPR - Senior Program (Carolyn Rosas Park)	05A	LMC	\$1,416.00
2023	7	12349	6827760	DPR - Senior Program (Carolyn Rosas Park)	05A	LMC	\$1,919.00



Office of Community Planning and Development
 U.S. Department of Housing and Urban Development
 Integrated Disbursement and Information System
 PR26 - CDBG Financial Summary Report
 Program Year 2023
 LOS ANGELES COUNTY , CA

DATE: 09-25-24
 TIME: 13:28
 PAGE: 7

Plan Year	IDIS Project	IDIS Activity	Voucher Number	Activity Name	Matrix Code	National Objective	Drawn Amount
2023	7	12349	6841707	DPR - Senior Program (Carolyn Rosas Park)	05A	LMC	\$1,680.00
2023	7	12349	6849720	DPR - Senior Program (Carolyn Rosas Park)	05A	LMC	\$2,539.00
2023	7	12349	6857042	DPR - Senior Program (Carolyn Rosas Park)	05A	LMC	\$1,505.00
2023	7	12349	6880455	DPR - Senior Program (Carolyn Rosas Park)	05A	LMC	\$2,143.00
2023	7	12349	6887669	DPR - Senior Program (Carolyn Rosas Park)	05A	LMC	\$1,464.00
2023	7	12349	6895674	DPR - Senior Program (Carolyn Rosas Park)	05A	LMC	\$1,924.00
2023	7	12349	6905463	DPR - Senior Program (Carolyn Rosas Park)	05A	LMC	\$337.00
2023	7	12349	6915562	DPR - Senior Program (Carolyn Rosas Park)	05A	LMC	\$1,116.00
2023	7	12349	6927029	DPR - Senior Program (Carolyn Rosas Park)	05A	LMC	\$2,255.00
2023	7	12350	6823112	DPR - Senior Program (Pathfinder Park)	05A	LMC	\$789.00
2023	7	12350	6827760	DPR - Senior Program (Pathfinder Park)	05A	LMC	\$2,472.00
2023	7	12350	6841707	DPR - Senior Program (Pathfinder Park)	05A	LMC	\$114.00
2023	7	12350	6849720	DPR - Senior Program (Pathfinder Park)	05A	LMC	\$1,359.00
2023	7	12350	6857042	DPR - Senior Program (Pathfinder Park)	05A	LMC	\$3,120.00
2023	7	12350	6880455	DPR - Senior Program (Pathfinder Park)	05A	LMC	\$7,056.00
2023	7	12350	6887669	DPR - Senior Program (Pathfinder Park)	05A	LMC	\$2,605.00
2023	7	12350	6895674	DPR - Senior Program (Pathfinder Park)	05A	LMC	\$2,028.00
2023	7	12350	6905463	DPR - Senior Program (Pathfinder Park)	05A	LMC	\$330.00
2023	7	12350	6915562	DPR - Senior Program (Pathfinder Park)	05A	LMC	\$2,220.00
2023	7	12350	6927029	DPR - Senior Program (Pathfinder Park)	05A	LMC	\$1,392.00
2023	7	12351	6827760	DPR - Senior Program (Hacienda Heights Community Center)	05A	LMC	\$4,681.00
2023	7	12351	6841707	DPR - Senior Program (Hacienda Heights Community Center)	05A	LMC	\$3,177.00
2023	7	12351	6849724	DPR - Senior Program (Hacienda Heights Community Center)	05A	LMC	\$2,594.00
2023	7	12351	6857042	DPR - Senior Program (Hacienda Heights Community Center)	05A	LMC	\$2,257.00
2023	7	12351	6880455	DPR - Senior Program (Hacienda Heights Community Center)	05A	LMC	\$3,145.00
2023	7	12351	6887669	DPR - Senior Program (Hacienda Heights Community Center)	05A	LMC	\$2,468.00
2023	7	12351	6895674	DPR - Senior Program (Hacienda Heights Community Center)	05A	LMC	\$2,240.00
2023	7	12351	6905463	DPR - Senior Program (Hacienda Heights Community Center)	05A	LMC	\$100.00
2023	7	12351	6915534	DPR - Senior Program (Hacienda Heights Community Center)	05A	LMC	\$150.00
2023	7	12351	6927029	DPR - Senior Program (Hacienda Heights Community Center)	05A	LMC	\$2,972.00
2023	7	12370	6841707	DPR - Senior Programs (City Terrace Park)	05A	LMC	\$6,423.00
2023	7	12370	6849724	DPR - Senior Programs (City Terrace Park)	05A	LMC	\$3,450.00
2023	7	12370	6857042	DPR - Senior Programs (City Terrace Park)	05A	LMC	\$3,517.00
2023	7	12370	6880455	DPR - Senior Programs (City Terrace Park)	05A	LMC	\$5,136.00
2023	7	12370	6895674	DPR - Senior Programs (City Terrace Park)	05A	LMC	\$1,001.00
2023	7	12370	6905463	DPR - Senior Programs (City Terrace Park)	05A	LMC	\$200.00
2023	7	12370	6917509	DPR - Senior Programs (City Terrace Park)	05A	LMC	\$520.00
2023	7	12370	6927029	DPR - Senior Programs (City Terrace Park)	05A	LMC	\$1,961.00
2023	7	12374	6825162	Senior Referral and Case Management	05A	LMC	\$3,354.00
2023	7	12374	6844188	Senior Referral and Case Management	05A	LMC	\$7,638.00
2023	7	12374	6862477	Senior Referral and Case Management	05A	LMC	\$1,394.00
2023	7	12374	6880456	Senior Referral and Case Management	05A	LMC	\$2,781.00
2023	7	12374	6899043	Senior Referral and Case Management	05A	LMC	\$1,046.00
2023	7	12374	6931557	Senior Referral and Case Management	05A	LMC	\$9,907.00
2023	7	12384	6820816	Senior Activities	05A	LMC	\$14,255.00
2023	7	12384	6827760	Senior Activities	05A	LMC	\$6,294.00
2023	7	12384	6844188	Senior Activities	05A	LMC	\$6,750.00
2023	7	12384	6851167	Senior Activities	05A	LMC	\$6,310.00
2023	7	12384	6862481	Senior Activities	05A	LMC	\$5,137.00
2023	7	12384	6872542	Senior Activities	05A	LMC	\$5,098.00
2023	7	12384	6885401	Senior Activities	05A	LMC	\$10,915.00
2023	7	12384	6907620	Senior Activities	05A	LMC	\$284.00
2023	7	12386	6825162	Lifeline Personal Response System	05A	LMC	\$4,151.00
2023	7	12386	6844188	Lifeline Personal Response System	05A	LMC	\$1,482.00
2023	7	12386	6846621	Lifeline Personal Response System	05A	LMC	\$2,059.00
2023	7	12386	6862481	Lifeline Personal Response System	05A	LMC	\$1,482.00
2023	7	12386	6872542	Lifeline Personal Response System	05A	LMC	\$2,214.00
2023	7	12386	6877792	Lifeline Personal Response System	05A	LMC	\$1,051.00
2023	7	12386	6890730	Lifeline Personal Response System	05A	LMC	\$741.00
2023	7	12386	6905463	Lifeline Personal Response System	05A	LMC	\$310.00
2023	7	12386	6915534	Lifeline Personal Response System	05A	LMC	\$2,136.00
2023	7	12386	6929429	Lifeline Personal Response System	05A	LMC	\$4,199.00
2023	7	12388	6827760	Senior Food Distribution	05A	LMC	\$4,708.00
2023	7	12388	6864902	Senior Food Distribution	05A	LMC	\$4,973.00
2023	7	12388	6887669	Senior Food Distribution	05A	LMC	\$4,238.00
2023	7	12388	6910166	Senior Food Distribution	05A	LMC	\$3,220.00
2023	7	12390	6823112	Information and Referral Services for Senior Citizens	05A	LMC	\$1,956.00
2023	7	12390	6832920	Information and Referral Services for Senior Citizens	05A	LMC	\$1,956.00
2023	7	12390	6846621	Information and Referral Services for Senior Citizens	05A	LMC	\$1,956.00
2023	7	12390	6854740	Information and Referral Services for Senior Citizens	05A	LMC	\$1,716.00
2023	7	12390	6862481	Information and Referral Services for Senior Citizens	05A	LMC	\$1,852.00



Office of Community Planning and Development
 U.S. Department of Housing and Urban Development
 Integrated Disbursement and Information System
 PR26 - CDBG Financial Summary Report
 Program Year 2023
 LOS ANGELES COUNTY , CA

DATE: 09-25-24
 TIME: 13:28
 PAGE: 8

Plan Year	IDIS Project	IDIS Activity	Voucher Number	Activity Name	Matrix Code	National Objective	Drawn Amount
2023	7	12390	6875283	Information and Referral Services for Senior Citizens	05A	LMC	\$1,956.00
2023	7	12390	6893698	Information and Referral Services for Senior Citizens	05A	LMC	\$51.00
2023	7	12390	6895674	Information and Referral Services for Senior Citizens	05A	LMC	\$3,912.00
2023	7	12390	6905467	Information and Referral Services for Senior Citizens	05A	LMC	\$1,963.00
2023	7	12390	6912209	Information and Referral Services for Senior Citizens	05A	LMC	\$1,956.00
2023	7	12390	6934273	Information and Referral Services for Senior Citizens	05A	LMC	\$822.00
2023	7	12392	6844188	Senior Programming	05A	LMC	\$13,904.00
2023	7	12392	6851328	Senior Programming	05A	LMC	\$4,482.00
2023	7	12392	6862481	Senior Programming	05A	LMC	\$2,668.00
2023	7	12392	6872542	Senior Programming	05A	LMC	\$1,363.00
2023	7	12392	6885401	Senior Programming	05A	LMC	\$738.00
2023	7	12392	6896276	Senior Programming	05A	LMC	\$1,690.00
2023	7	12392	6910166	Senior Programming	05A	LMC	\$2,681.00
2023	7	12392	6917509	Senior Programming	05A	LMC	\$3,541.00
2023	7	12392	6934273	Senior Programming	05A	LMC	\$5,204.00
2023	7	12394	6814430	Housing Alternatives for Seniors	05A	LMC	\$4,708.00
2023	7	12394	6827758	Housing Alternatives for Seniors	05A	LMC	\$2,354.00
2023	7	12394	6835362	Housing Alternatives for Seniors	05A	LMC	\$2,354.00
2023	7	12394	6846600	Housing Alternatives for Seniors	05A	LMC	\$2,158.00
2023	7	12394	6903405	Housing Alternatives for Seniors	05A	LMC	\$2,877.00
2023	7	12394	6912227	Housing Alternatives for Seniors	05A	LMC	\$7,923.00
2023	7	12394	6927172	Housing Alternatives for Seniors	05A	LMC	\$3,865.00
2023	7	12403	6844188	Senior Hot Lunch Program	05A	LMC	\$943.00
2023	7	12403	6846621	Senior Hot Lunch Program	05A	LMC	\$4,035.00
2023	7	12403	6851167	Senior Hot Lunch Program	05A	LMC	\$1,364.00
2023	7	12403	6885401	Senior Hot Lunch Program	05A	LMC	\$3,408.00
2023	7	12403	6934273	Senior Hot Lunch Program	05A	LMC	\$3,701.00
2023	7	12406	6825162	Senior Services	05A	LMC	\$5,594.00
2023	7	12406	6827743	Senior Services	05A	LMC	\$5,373.00
2023	7	12406	6827760	Senior Services	05A	LMC	\$4,990.00
2023	7	12406	6837521	Senior Services	05A	LMC	\$5,628.00
2023	7	12406	6862481	Senior Services	05A	LMC	\$9,190.00
2023	7	12406	6867524	Senior Services	05A	LMC	\$5,411.00
2023	7	12406	6875283	Senior Services	05A	LMC	\$3,961.00
2023	7	12406	6893698	Senior Services	05A	LMC	\$5,799.00
2023	7	12406	6901081	Senior Services	05A	LMC	\$5,921.00
2023	7	12406	6922089	Senior Services	05A	LMC	\$5,496.00
2023	7	12406	6934273	Senior Services	05A	LMC	\$4,656.00
2023	7	12414	6915562	Paramedic Membership Program (PMP) Senior Subsidy	05A	LMC	\$2,897.00
2023	7	12433	6849724	Senior Citizen Activities	05A	LMC	\$7,275.00
2023	7	12433	6862481	Senior Citizen Activities	05A	LMC	\$3,638.00
2023	7	12433	6880456	Senior Citizen Activities	05A	LMC	\$2,249.00
2023	7	12433	6885401	Senior Citizen Activities	05A	LMC	\$3,374.00
2023	7	12433	6929429	Senior Citizen Activities	05A	LMC	\$4,072.00
2023	7	12433	6931557	Senior Citizen Activities	05A	LMC	\$2,511.00
2023	7	12455	6846621	Senior Case Management	05A	LMC	\$1,938.00
2023	7	12455	6847815	Senior Case Management	05A	LMC	\$5,281.00
2023	7	12455	6859807	Senior Case Management	05A	LMC	\$1,875.00
2023	7	12455	6875283	Senior Case Management	05A	LMC	\$2,184.00
2023	7	12455	6885401	Senior Case Management	05A	LMC	\$1,500.00
2023	7	12455	6899043	Senior Case Management	05A	LMC	\$3,338.00
2023	7	12455	6917509	Senior Case Management	05A	LMC	\$2,025.00
2023	7	12468	6835361	Senior Meal Program	05A	LMC	\$3,192.00
2023	7	12468	6869933	Senior Meal Program	05A	LMC	\$7,585.00
2023	7	12468	6885392	Senior Meal Program	05A	LMC	\$7,895.00
2023	7	12472	6854723	Senior Outreach Program	05A	LMC	\$1,199.00
2023	7	12472	6875279	Senior Outreach Program	05A	LMC	\$499.00
2023	7	12472	6898725	Senior Outreach Program	05A	LMC	\$954.00
2023	7	12472	6917503	Senior Outreach Program	05A	LMC	\$4,613.00
2023	7	12472	6935736	Senior Outreach Program	05A	LMC	\$600.00
					05A	Matrix Code	\$773,479.00
2023	7	12423	6809857	Senior & Disabled Services Program	05B	LMC	\$1,084.00
2023	7	12423	6831001	Senior & Disabled Services Program	05B	LMC	\$2,068.00
2023	7	12423	6832920	Senior & Disabled Services Program	05B	LMC	\$2,485.00
2023	7	12423	6841707	Senior & Disabled Services Program	05B	LMC	\$1,007.00
2023	7	12423	6854740	Senior & Disabled Services Program	05B	LMC	\$1,687.00
2023	7	12423	6862481	Senior & Disabled Services Program	05B	LMC	\$2,875.00
2023	7	12423	6869951	Senior & Disabled Services Program	05B	LMC	\$2,149.00
2023	7	12423	6890730	Senior & Disabled Services Program	05B	LMC	\$904.00
2023	7	12423	6899043	Senior & Disabled Services Program	05B	LMC	\$3,875.00
2023	7	12423	6910166	Senior & Disabled Services Program	05B	LMC	\$2,409.00



Office of Community Planning and Development
 U.S. Department of Housing and Urban Development
 Integrated Disbursement and Information System
 PR26 - CDBG Financial Summary Report
 Program Year 2023
 LOS ANGELES COUNTY , CA

DATE: 09-25-24
 TIME: 13:28
 PAGE: 9

Plan Year	IDIS Project	IDIS Activity	Voucher Number	Activity Name	Matrix Code	National Objective	Drawn Amount
2023	7	12423	6922089	Senior & Disabled Services Program	05B	LMC	\$3,635.00
2023	7	12423	6931557	Senior & Disabled Services Program	05B	LMC	\$3,534.00
					05B	Matrix Code	\$27,712.00
2021	1	11958	6867500	COVID-19 Boys and Girls Club Programming	05D	LMC	\$13,741.00
2021	1	11958	6887657	COVID-19 Boys and Girls Club Programming	05D	LMC	\$3,300.00
2023	7	12308	6804388	Bright Futures Scholars Program	05D	LMC	\$7,137.00
2023	7	12308	6814430	Bright Futures Scholars Program	05D	LMC	\$7,137.00
2023	7	12308	6827758	Bright Futures Scholars Program	05D	LMC	\$7,146.00
2023	7	12308	6839290	Bright Futures Scholars Program	05D	LMC	\$7,137.00
2023	7	12308	6849719	Bright Futures Scholars Program	05D	LMC	\$7,137.00
2023	7	12308	6857033	Bright Futures Scholars Program	05D	LMC	\$7,137.00
2023	7	12308	6869934	Bright Futures Scholars Program	05D	LMC	\$7,229.00
2023	7	12308	6883079	Bright Futures Scholars Program	05D	LMC	\$7,143.00
2023	7	12308	6893694	Bright Futures Scholars Program	05D	LMC	\$2,685.00
2023	7	12317	6851157	Youth Development Program - Union Pacific	05D	LMC	\$5,954.00
2023	7	12317	6859800	Youth Development Program - Union Pacific	05D	LMC	\$12,476.00
2023	7	12317	6862469	Youth Development Program - Union Pacific	05D	LMC	\$6,233.00
2023	7	12317	6880454	Youth Development Program - Union Pacific	05D	LMC	\$5,132.00
2023	7	12317	6883079	Youth Development Program - Union Pacific	05D	LMC	\$2,804.00
2023	7	12317	6896275	Youth Development Program - Union Pacific	05D	LMC	\$2,884.00
2023	7	12317	6931554	Youth Development Program - Union Pacific	05D	LMC	\$6,001.00
2023	7	12317	6935737	Youth Development Program - Union Pacific	05D	LMC	\$2,829.00
2023	7	12322	6844188	Youth Scholarship Program	05D	LMC	\$2,865.00
2023	7	12322	6851167	Youth Scholarship Program	05D	LMC	\$749.00
2023	7	12322	6883083	Youth Scholarship Program	05D	LMC	\$198.00
2023	7	12322	6919450	Youth Scholarship Program	05D	LMC	\$3,455.00
2023	7	12334	6887669	South Whittier/Los Nietos Before and/or After-School Programming	05D	LMC	\$8,580.00
2023	7	12334	6895674	South Whittier/Los Nietos Before and/or After-School Programming	05D	LMC	\$20,472.00
2023	7	12334	6935740	South Whittier/Los Nietos Before and/or After-School Programming	05D	LMC	\$70,632.00
2023	7	12336	6809716	Youth Institute for Carmelitos	05D	LMC	\$16,078.00
2023	7	12336	6817019	Youth Institute for Carmelitos	05D	LMC	\$14,297.00
2023	7	12336	6835362	Youth Institute for Carmelitos	05D	LMC	\$3,766.00
2023	7	12336	6849719	Youth Institute for Carmelitos	05D	LMC	\$8,860.00
2023	7	12336	6859800	Youth Institute for Carmelitos	05D	LMC	\$4,190.00
2023	7	12336	6877618	Youth Institute for Carmelitos	05D	LMC	\$2,686.00
2023	7	12336	6885397	Youth Institute for Carmelitos	05D	LMC	\$3,554.00
2023	7	12336	6896275	Youth Institute for Carmelitos	05D	LMC	\$3,999.00
2023	7	12336	6907617	Youth Institute for Carmelitos	05D	LMC	\$3,376.00
2023	7	12336	6917508	Youth Institute for Carmelitos	05D	LMC	\$3,824.00
2023	7	12336	6924632	Youth Institute for Carmelitos	05D	LMC	\$11,481.00
2023	7	12352	6851157	Youth Program-Walnut Park	05D	LMC	\$10,209.00
2023	7	12352	6859800	Youth Program-Walnut Park	05D	LMC	\$10,295.00
2023	7	12352	6864897	Youth Program-Walnut Park	05D	LMC	\$4,931.00
2023	7	12352	6880454	Youth Program-Walnut Park	05D	LMC	\$5,213.00
2023	7	12352	6883079	Youth Program-Walnut Park	05D	LMC	\$5,699.00
2023	7	12352	6896275	Youth Program-Walnut Park	05D	LMC	\$8,059.00
2023	7	12352	6931554	Youth Program-Walnut Park	05D	LMC	\$10,594.00
2023	7	12352	6934266	Youth Program-Walnut Park	05D	LMC	\$13,372.00
2023	7	12365	6825159	Camp Commerce	05D	LMC	\$8,400.00
2023	7	12368	6877618	E-Sports and Facility Improvements - South Whittier	05D	LMC	\$22,339.00
2023	7	12368	6883079	E-Sports and Facility Improvements - South Whittier	05D	LMC	\$5,313.00
2023	7	12368	6895668	E-Sports and Facility Improvements - South Whittier	05D	LMC	\$5,945.00
2023	7	12368	6935737	E-Sports and Facility Improvements - South Whittier	05D	LMC	\$6,005.00
2023	7	12395	6807373	Topanga Youth Services	05D	LMC	\$1,106.00
2023	7	12395	6820531	Topanga Youth Services	05D	LMC	\$701.00
2023	7	12395	6832911	Topanga Youth Services	05D	LMC	\$1,330.00
2023	7	12395	6844185	Topanga Youth Services	05D	LMC	\$1,408.00
2023	7	12395	6851157	Topanga Youth Services	05D	LMC	\$794.00
2023	7	12395	6862469	Topanga Youth Services	05D	LMC	\$2,866.00
2023	7	12395	6872536	Topanga Youth Services	05D	LMC	\$2,975.00
2023	7	12395	6883079	Topanga Youth Services	05D	LMC	\$2,198.00
2023	7	12395	6895668	Topanga Youth Services	05D	LMC	\$2,890.00
2023	7	12395	6907617	Topanga Youth Services	05D	LMC	\$5,148.00
2023	7	12409	6867524	Youth Scholarship Program	05D	LMC	\$2,676.00
2023	7	12409	6935740	Youth Scholarship Program	05D	LMC	\$3,767.00
2023	7	12446	6862481	TEEN Program	05D	LMC	\$12,880.00
2023	7	12446	6877792	TEEN Program	05D	LMC	\$1,945.00
2023	7	12446	6880452	TEEN Program	05D	LMC	\$5,301.58
2023	7	12446	6880456	TEEN Program	05D	LMC	\$3,171.42
2023	7	12446	6915534	TEEN Program	05D	LMC	\$4,702.00
					05D	Matrix Code	\$476,537.00



Office of Community Planning and Development
 U.S. Department of Housing and Urban Development
 Integrated Disbursement and Information System
 PR26 - CDBG Financial Summary Report
 Program Year 2023
 LOS ANGELES COUNTY , CA

DATE: 09-25-24
 TIME: 13:28
 PAGE: 10

Plan Year	IDIS Project	IDIS Activity	Voucher Number	Activity Name	Matrix Code	National Objective	Drawn Amount
2023	7	12323	6809716	Domestic Violence Crisis Shelter Services	05G	LMC	\$2,911.00
2023	7	12323	6820531	Domestic Violence Crisis Shelter Services	05G	LMC	\$4,436.00
2023	7	12323	6835362	Domestic Violence Crisis Shelter Services	05G	LMC	\$2,694.00
2023	7	12323	6841705	Domestic Violence Crisis Shelter Services	05G	LMC	\$2,926.00
2023	7	12323	6851157	Domestic Violence Crisis Shelter Services	05G	LMC	\$2,951.00
2023	7	12323	6862469	Domestic Violence Crisis Shelter Services	05G	LMC	\$2,768.00
2023	7	12323	6875280	Domestic Violence Crisis Shelter Services	05G	LMC	\$3,041.00
2023	7	12323	6885397	Domestic Violence Crisis Shelter Services	05G	LMC	\$2,800.00
2023	7	12323	6890722	Domestic Violence Crisis Shelter Services	05G	LMC	\$2,851.00
2023	7	12323	6907617	Domestic Violence Crisis Shelter Services	05G	LMC	\$266.00
2023	7	12323	6915524	Domestic Violence Crisis Shelter Services	05G	LMC	\$715.00
2023	7	12452	6825147	Domestic Violence - Crisis Response	05G	LMC	\$145.00
2023	7	12452	6835362	Domestic Violence - Crisis Response	05G	LMC	\$527.00
2023	7	12452	6867506	Domestic Violence - Crisis Response	05G	LMC	\$9,419.00
2023	7	12452	6883079	Domestic Violence - Crisis Response	05G	LMC	\$1,644.00
2023	7	12452	6885397	Domestic Violence - Crisis Response	05G	LMC	\$3,357.00
2023	7	12452	6895668	Domestic Violence - Crisis Response	05G	LMC	\$2,853.00
2023	7	12452	6903405	Domestic Violence - Crisis Response	05G	LMC	\$2,367.00
2023	7	12452	6915524	Domestic Violence - Crisis Response	05G	LMC	\$2,590.00
2023	7	12452	6927026	Domestic Violence - Crisis Response	05G	LMC	\$2,098.00
							\$53,359.00
2021	1	11977	6934259	Advanced Green Manufacturing Program - Worker Training Stipend	05H	LMC	\$34,020.00
2021	1	11977	6935736	Advanced Green Manufacturing Program - Worker Training Stipend	05H	LMC	\$21,595.00
2023	7	12329	6890713	Adult Workforce Job Readiness Program	05H	LMC	\$3,312.19
2023	7	12329	6890730	Adult Workforce Job Readiness Program	05H	LMC	\$2,537.81
2023	7	12378	6827760	Second Start Literacy Program	05H	LMC	\$2,680.00
2023	7	12378	6849724	Second Start Literacy Program	05H	LMC	\$1,812.00
2023	7	12378	6864902	Second Start Literacy Program	05H	LMC	\$906.00
2023	7	12378	6869951	Second Start Literacy Program	05H	LMC	\$906.00
2023	7	12378	6883083	Second Start Literacy Program	05H	LMC	\$1,321.00
2023	7	12378	6890730	Second Start Literacy Program	05H	LMC	\$906.00
2023	7	12378	6903407	Second Start Literacy Program	05H	LMC	\$906.00
2023	7	12378	6912209	Second Start Literacy Program	05H	LMC	\$906.00
2023	7	12378	6934273	Second Start Literacy Program	05H	LMC	\$3,739.00
2023	7	12393	6872542	Day Labor Exchange and Job Referral	05H	LMC	\$3,300.00
2023	7	12393	6890730	Day Labor Exchange and Job Referral	05H	LMC	\$1,650.00
2023	7	12393	6910166	Day Labor Exchange and Job Referral	05H	LMC	\$1,650.00
2023	7	12393	6931557	Day Labor Exchange and Job Referral	05H	LMC	\$3,300.00
							\$85,447.00
2021	1	12034	6817017	ARC Re-Entry Programs for Transitional Aged Youth at Central Juvenile Hall	05I	LMC	\$9,985.00
2021	1	12034	6859798	ARC Re-Entry Programs for Transitional Aged Youth at Central Juvenile Hall	05I	LMC	\$15,907.00
2021	1	12034	6864895	ARC Re-Entry Programs for Transitional Aged Youth at Central Juvenile Hall	05I	LMC	\$15,357.00
2021	1	12034	6875279	ARC Re-Entry Programs for Transitional Aged Youth at Central Juvenile Hall	05I	LMC	\$38,213.00
2021	1	12034	6917503	ARC Re-Entry Programs for Transitional Aged Youth at Central Juvenile Hall	05I	LMC	\$14,154.00
2021	1	12034	6922082	ARC Re-Entry Programs for Transitional Aged Youth at Central Juvenile Hall	05I	LMC	\$3,567.00
2023	7	12318	6839121	Graffiti Removal Program	05I	LMA	\$32,965.00
2023	7	12318	6844188	Graffiti Removal Program	05I	LMA	\$18,000.00
2023	7	12318	6869951	Graffiti Removal Program	05I	LMA	\$18,000.00
2023	7	12318	6883083	Graffiti Removal Program	05I	LMA	\$3,441.00
2023	7	12328	6839121	Graffiti Removal	05I	LMA	\$17,800.00
2023	7	12328	6867520	Graffiti Removal	05I	LMA	\$68,048.00
2023	7	12331	6827728	Equestrian Patrol Program	05I	LMA	\$8,031.00
2023	7	12331	6841726	Equestrian Patrol Program	05I	LMA	\$19,734.00
2023	7	12331	6862477	Equestrian Patrol Program	05I	LMA	\$34,418.00
2023	7	12331	6883083	Equestrian Patrol Program	05I	LMA	\$17,394.00
2023	7	12331	6905463	Equestrian Patrol Program	05I	LMA	\$28,284.00
2023	7	12331	6924636	Equestrian Patrol Program	05I	LMA	\$5,139.00
2023	7	12343	6895668	Gang Prevention & Intervention	05I	LMA	\$149,913.00
2023	7	12343	6900478	Gang Prevention & Intervention	05I	LMA	\$20,480.00
2023	7	12343	6910163	Gang Prevention & Intervention	05I	LMA	\$21,850.00
2023	7	12343	6919443	Gang Prevention & Intervention	05I	LMA	\$28,294.00
2023	7	12343	6931554	Gang Prevention & Intervention	05I	LMA	\$21,985.00
2023	7	12344	6827760	Graffiti Abatement Program	05I	LMA	\$12,099.00
2023	7	12344	6851167	Graffiti Abatement Program	05I	LMA	\$5,797.00
2023	7	12344	6859807	Graffiti Abatement Program	05I	LMA	\$5,000.00
2023	7	12344	6872542	Graffiti Abatement Program	05I	LMA	\$3,865.00
2023	7	12417	6854740	Graffiti Removal Program	05I	LMA	\$12,282.00
2023	7	12417	6896276	Graffiti Removal Program	05I	LMA	\$11,718.00
							\$661,720.00
2023	7	12300	6875283	Pearblossom Park Recreation Programs	05L	LMC	\$6,028.00



Office of Community Planning and Development
 U.S. Department of Housing and Urban Development
 Integrated Disbursement and Information System
 PR26 - CDBG Financial Summary Report
 Program Year 2023
 LOS ANGELES COUNTY , CA

DATE: 09-25-24
 TIME: 13:28
 PAGE: 11

Plan Year	IDIS Project	IDIS Activity	Voucher Number	Activity Name	Matrix Code	National Objective	Drawn Amount
2023	7	12337	6823000	Before and Afterschool Childcare at Carmelitos Housing Development	05L	LMC	\$5,200.00
2023	7	12337	6827758	Before and Afterschool Childcare at Carmelitos Housing Development	05L	LMC	\$690.00
2023	7	12337	6846600	Before and Afterschool Childcare at Carmelitos Housing Development	05L	LMC	\$14,050.00
2023	7	12420	6832920	Parks & Recreation Youth Program	05L	LMC	\$2,889.00
2023	7	12420	6872542	Parks & Recreation Youth Program	05L	LMC	\$6,141.00
2023	7	12420	6887669	Parks & Recreation Youth Program	05L	LMC	\$5,654.00
2023	7	12420	6899043	Parks & Recreation Youth Program	05L	LMC	\$17,195.00
2023	7	12420	6924636	Parks & Recreation Youth Program	05L	LMC	\$3,366.00
2023	7	12421	6831001	After-School Program	05L	LMC	\$4,050.00
2023	7	12421	6875283	After-School Program	05L	LMC	\$14,217.00
2023	7	12421	6883086	After-School Program	05L	LMC	\$2,363.00
					05L	Matrix Code	\$81,843.00
2023	7	12307	6804388	AVPH-HFA Home Visitation Program	05M	LMC	\$4,046.00
2023	7	12307	6814430	AVPH-HFA Home Visitation Program	05M	LMC	\$3,807.00
2023	7	12307	6827758	AVPH-HFA Home Visitation Program	05M	LMC	\$2,145.00
2023	7	12307	6837516	AVPH-HFA Home Visitation Program	05M	LMC	\$2,069.00
2023	7	12307	6846600	AVPH-HFA Home Visitation Program	05M	LMC	\$1,805.00
2023	7	12307	6857033	AVPH-HFA Home Visitation Program	05M	LMC	\$1,376.00
2023	7	12307	6867506	AVPH-HFA Home Visitation Program	05M	LMC	\$1,780.00
2023	7	12307	6877618	AVPH-HFA Home Visitation Program	05M	LMC	\$1,491.00
2023	7	12307	6890722	AVPH-HFA Home Visitation Program	05M	LMC	\$2,609.00
2023	7	12307	6896275	AVPH-HFA Home Visitation Program	05M	LMC	\$1,683.00
2023	7	12307	6912227	AVPH-HFA Home Visitation Program	05M	LMC	\$7,672.00
2023	7	12307	6922084	AVPH-HFA Home Visitation Program	05M	LMC	\$4,443.00
2023	7	12396	6837516	Healthcare Access for the Low Income and Uninsured	05M	LMC	\$28,702.00
					05M	Matrix Code	\$63,628.00
2023	7	12430	6820531	4th District Neighborhood Cleanup	05V	LMA	\$8,520.00
2023	7	12430	6832911	4th District Neighborhood Cleanup	05V	LMA	\$3,138.00
2023	7	12430	6846600	4th District Neighborhood Cleanup	05V	LMA	\$7,612.00
2023	7	12430	6901080	4th District Neighborhood Cleanup	05V	LMA	\$435.00
2023	7	12456	6895668	CDBG Neighborhood Clean-Up	05V	LMA	\$4,080.00
2023	7	12456	6922084	CDBG Neighborhood Clean-Up	05V	LMA	\$770.00
2023	7	12456	6935737	CDBG Neighborhood Clean-Up	05V	LMA	\$17,540.00
2023	7	12475	6934273	City of San Fernando Neighborhood Cleanup	05V	LMA	\$1,456.00
2023	7	12475	6935740	City of San Fernando Neighborhood Cleanup	05V	LMA	\$23,515.00
					05V	Matrix Code	\$67,066.00
2022	3	12229	6809714	Community Services For Youth & Family	05Z	LMC	\$6,222.00
2022	3	12229	6820355	Community Services For Youth & Family	05Z	LMC	\$3,294.00
2022	3	12229	6830996	Community Services For Youth & Family	05Z	LMC	\$1,481.00
2022	3	12229	6859798	Community Services For Youth & Family	05Z	LMC	\$3,876.00
2023	7	12298	6875283	Loma Alta Park Recreation Programs	05Z	LMC	\$8,894.00
2023	7	12298	6883083	Loma Alta Park Recreation Programs	05Z	LMC	\$3,804.00
2023	7	12298	6887669	Loma Alta Park Recreation Programs	05Z	LMC	\$4,058.00
2023	7	12298	6895674	Loma Alta Park Recreation Programs	05Z	LMC	\$8,980.00
2023	7	12298	6905463	Loma Alta Park Recreation Programs	05Z	LMC	\$4,164.00
2023	7	12298	6915562	Loma Alta Park Recreation Programs	05Z	LMC	\$8,003.00
2023	7	12298	6927029	Loma Alta Park Recreation Programs	05Z	LMC	\$1,205.00
2023	7	12299	6880455	Pamela Park Recreation Programs	05Z	LMC	\$6,750.00
2023	7	12299	6887669	Pamela Park Recreation Programs	05Z	LMC	\$6,495.00
2023	7	12299	6905463	Pamela Park Recreation Programs	05Z	LMC	\$4,800.00
2023	7	12299	6907620	Pamela Park Recreation Programs	05Z	LMC	\$21.00
2023	7	12299	6915562	Pamela Park Recreation Programs	05Z	LMC	\$2,360.00
2023	7	12299	6927029	Pamela Park Recreation Programs	05Z	LMC	\$12,183.00
2023	7	12314	6807373	F.I.E.S.T.A. Program	05Z	LMC	\$6,316.00
2023	7	12314	6814430	F.I.E.S.T.A. Program	05Z	LMC	\$6,043.00
2023	7	12314	6823000	F.I.E.S.T.A. Program	05Z	LMC	\$6,130.00
2023	7	12314	6835362	F.I.E.S.T.A. Program	05Z	LMC	\$5,800.00
2023	7	12314	6844185	F.I.E.S.T.A. Program	05Z	LMC	\$6,130.00
2023	7	12314	6854725	F.I.E.S.T.A. Program	05Z	LMC	\$5,800.00
2023	7	12314	6864897	F.I.E.S.T.A. Program	05Z	LMC	\$5,800.00
2023	7	12314	6875280	F.I.E.S.T.A. Program	05Z	LMC	\$5,800.00
2023	7	12314	6885397	F.I.E.S.T.A. Program	05Z	LMC	\$5,800.00
2023	7	12314	6898728	F.I.E.S.T.A. Program	05Z	LMC	\$5,994.00
2023	7	12314	6910163	F.I.E.S.T.A. Program	05Z	LMC	\$385.00
2023	7	12335	6827728	East Los Angeles Parking Lot Lease Payments	05Z	LMA	\$8,739.00
2023	7	12335	6835364	East Los Angeles Parking Lot Lease Payments	05Z	LMA	\$1,216.00
2023	7	12335	6841726	East Los Angeles Parking Lot Lease Payments	05Z	LMA	\$2,935.00
2023	7	12335	6854740	East Los Angeles Parking Lot Lease Payments	05Z	LMA	\$62,402.00
2023	7	12335	6893695	East Los Angeles Parking Lot Lease Payments	05Z	LMA	\$5,076.00
2023	7	12335	6896020	East Los Angeles Parking Lot Lease Payments	05Z	LMA	\$3,252.00



Office of Community Planning and Development
 U.S. Department of Housing and Urban Development
 Integrated Disbursement and Information System
 PR26 - CDBG Financial Summary Report
 Program Year 2023
 LOS ANGELES COUNTY , CA

DATE: 09-25-24
 TIME: 13:28
 PAGE: 12

Plan Year	IDIS Project	IDIS Activity	Voucher Number	Activity Name	Matrix Code	National Objective	Drawn Amount
2023	7	12335	6910165	East Los Angeles Parking Lot Lease Payments	05Z	LMA	\$2,908.00
2023	7	12335	6917509	East Los Angeles Parking Lot Lease Payments	05Z	LMA	\$2,837.00
2023	7	12338	6846600	Harbor Hills Comprehensive Youth Development Programming	05Z	LMC	\$43,120.00
2023	7	12338	6890722	Harbor Hills Comprehensive Youth Development Programming	05Z	LMC	\$18,470.00
2023	7	12338	6893694	Harbor Hills Comprehensive Youth Development Programming	05Z	LMC	\$42,493.00
2023	7	12338	6895668	Harbor Hills Comprehensive Youth Development Programming	05Z	LMC	\$13,968.00
2023	7	12338	6896018	Harbor Hills Comprehensive Youth Development Programming	05Z	LMC	\$17,960.00
2023	7	12338	6931554	Harbor Hills Comprehensive Youth Development Programming	05Z	LMC	\$58,689.00
2023	7	12373	6825162	Neighborhood Homework House	05Z	LMC	\$1,172.00
2023	7	12373	6844188	Neighborhood Homework House	05Z	LMC	\$1,660.00
2023	7	12373	6862477	Neighborhood Homework House	05Z	LMC	\$3,126.00
2023	7	12373	6880456	Neighborhood Homework House	05Z	LMC	\$4,041.00
2023	7	12373	6901081	Neighborhood Homework House	05Z	LMC	\$3,234.00
2023	7	12373	6931557	Neighborhood Homework House	05Z	LMC	\$1,767.00
2023	7	12398	6820816	Youth Activities League- Carolyn Rosas Park	05Z	LMC	\$4,821.14
2023	7	12398	6827743	Youth Activities League- Carolyn Rosas Park	05Z	LMC	\$17,644.86
2023	7	12398	6841707	Youth Activities League- Carolyn Rosas Park	05Z	LMC	\$6,942.00
2023	7	12398	6857042	Youth Activities League- Carolyn Rosas Park	05Z	LMC	\$6,284.00
2023	7	12398	6883086	Youth Activities League- Carolyn Rosas Park	05Z	LMC	\$9,966.00
2023	7	12398	6905463	Youth Activities League- Carolyn Rosas Park	05Z	LMC	\$4,202.00
2023	7	12398	6924636	Youth Activities League- Carolyn Rosas Park	05Z	LMC	\$139.00
2023	7	12416	6799373	Growing Experience - Carmelitos Community Programming	05Z	LMC	\$644.66
2023	7	12416	6807373	Growing Experience - Carmelitos Community Programming	05Z	LMC	\$1,571.69
2023	7	12416	6817019	Growing Experience - Carmelitos Community Programming	05Z	LMC	\$1,386.24
2023	7	12416	6820536	Growing Experience - Carmelitos Community Programming	05Z	LMC	\$3,079.94
2023	7	12416	6831000	Growing Experience - Carmelitos Community Programming	05Z	LMC	\$1,511.52
2023	7	12416	6847782	Growing Experience - Carmelitos Community Programming	05Z	LMC	\$86.15
2023	7	12416	6851157	Growing Experience - Carmelitos Community Programming	05Z	LMC	\$995.67
2023	7	12416	6855629	Growing Experience - Carmelitos Community Programming	05Z	LMC	\$1,477.98
2023	7	12416	6859800	Growing Experience - Carmelitos Community Programming	05Z	LMC	\$2,359.07
2023	7	12416	6862030	Growing Experience - Carmelitos Community Programming	05Z	LMC	\$54,228.34
2023	7	12416	6862469	Growing Experience - Carmelitos Community Programming	05Z	LMC	\$961.28
2023	7	12416	6865503	Growing Experience - Carmelitos Community Programming	05Z	LMC	\$361.92
2023	7	12416	6880454	Growing Experience - Carmelitos Community Programming	05Z	LMC	\$250.74
2023	7	12416	6890722	Growing Experience - Carmelitos Community Programming	05Z	LMC	\$4,246.63
2023	7	12416	6893694	Growing Experience - Carmelitos Community Programming	05Z	LMC	\$8,553.98
2023	7	12416	6901080	Growing Experience - Carmelitos Community Programming	05Z	LMC	\$125.28
2023	7	12416	6907617	Growing Experience - Carmelitos Community Programming	05Z	LMC	\$1,709.31
2023	7	12416	6911781	Growing Experience - Carmelitos Community Programming	05Z	LMC	\$4,312.82
2023	7	12416	6912227	Growing Experience - Carmelitos Community Programming	05Z	LMC	\$1,139.96
2023	7	12416	6915524	Growing Experience - Carmelitos Community Programming	05Z	LMC	\$2,018.36
2023	7	12416	6924626	Growing Experience - Carmelitos Community Programming	05Z	LMC	\$1,009.18
2023	7	12416	6929044	Growing Experience - Carmelitos Community Programming	05Z	LMC	\$637.47
2023	7	12429	6827768	1st District Clean-Up and Graffiti Deterrent Projects	05Z	LMA	\$22,220.00
2023	7	12429	6837516	1st District Clean-Up and Graffiti Deterrent Projects	05Z	LMA	\$10,940.00
2023	7	12429	6846600	1st District Clean-Up and Graffiti Deterrent Projects	05Z	LMA	\$21,975.00
2023	7	12429	6854725	1st District Clean-Up and Graffiti Deterrent Projects	05Z	LMA	\$9,143.00
2023	7	12429	6869934	1st District Clean-Up and Graffiti Deterrent Projects	05Z	LMA	\$17,004.00
2023	7	12429	6880454	1st District Clean-Up and Graffiti Deterrent Projects	05Z	LMA	\$6,637.00
2023	7	12429	6898728	1st District Clean-Up and Graffiti Deterrent Projects	05Z	LMA	\$848.00
2023	7	12429	6917508	1st District Clean-Up and Graffiti Deterrent Projects	05Z	LMA	\$31,110.00
2023	7	12429	6934266	1st District Clean-Up and Graffiti Deterrent Projects	05Z	LMA	\$57,256.00
2023	7	12449	6846600	Social Services Referral Program at Liberty Plaza	05Z	LMC	\$4,473.00
2023	7	12449	6859800	Social Services Referral Program at Liberty Plaza	05Z	LMC	\$4,275.00
2023	7	12449	6869934	Social Services Referral Program at Liberty Plaza	05Z	LMC	\$2,116.00
2023	7	12449	6883079	Social Services Referral Program at Liberty Plaza	05Z	LMC	\$2,350.00
2023	7	12449	6890722	Social Services Referral Program at Liberty Plaza	05Z	LMC	\$2,097.00
2023	7	12449	6905454	Social Services Referral Program at Liberty Plaza	05Z	LMC	\$1,987.00
2023	7	12449	6917508	Social Services Referral Program at Liberty Plaza	05Z	LMC	\$2,253.00
2023	7	12449	6922084	Social Services Referral Program at Liberty Plaza	05Z	LMC	\$449.00
2023	7	12458	6832905	1st District Clean-Up and Graffiti Prevention Projects	05Z	LMA	\$3,224.00
2023	7	12458	6841704	1st District Clean-Up and Graffiti Prevention Projects	05Z	LMA	\$3,807.00
2023	7	12458	6852815	1st District Clean-Up and Graffiti Prevention Projects	05Z	LMA	\$12,617.00
2023	7	12458	6859798	1st District Clean-Up and Graffiti Prevention Projects	05Z	LMA	\$19,970.00
2023	7	12458	6869931	1st District Clean-Up and Graffiti Prevention Projects	05Z	LMA	\$18,860.00
2023	7	12458	6875279	1st District Clean-Up and Graffiti Prevention Projects	05Z	LMA	\$3,989.00
2023	7	12458	6887658	1st District Clean-Up and Graffiti Prevention Projects	05Z	LMA	\$22,559.00
2023	7	12458	6893691	1st District Clean-Up and Graffiti Prevention Projects	05Z	LMA	\$9,453.00
2023	7	12458	6896017	1st District Clean-Up and Graffiti Prevention Projects	05Z	LMA	\$9,980.00
2023	7	12458	6901079	1st District Clean-Up and Graffiti Prevention Projects	05Z	LMA	\$9,119.00
2023	7	12458	6905435	1st District Clean-Up and Graffiti Prevention Projects	05Z	LMA	\$11,219.00



Office of Community Planning and Development
 U.S. Department of Housing and Urban Development
 Integrated Disbursement and Information System

DATE: 09-25-24
 TIME: 13:28
 PAGE: 13

PR26 - CDBG Financial Summary Report
 Program Year 2023
 LOS ANGELES COUNTY , CA

Plan Year	IDIS Project	IDIS Activity	Voucher Number	Activity Name	Matrix Code	National Objective	Drawn Amount
2023	7	12458	6910161	1st District Clean-Up and Graffiti Prevention Projects	05Z	LMA	\$9,790.00
2023	7	12458	6935736	1st District Clean-Up and Graffiti Prevention Projects	05Z	LMA	\$53,980.00
2023	7	12476	6849724	Resident Recreation Program Scholarships	05Z	LMA	\$623.00
2023	7	12476	6869951	Resident Recreation Program Scholarships	05Z	LMA	\$215.00
2023	7	12476	6880456	Resident Recreation Program Scholarships	05Z	LMA	\$750.00
2023	7	12476	6887669	Resident Recreation Program Scholarships	05Z	LMA	\$305.00
2023	7	12476	6903407	Resident Recreation Program Scholarships	05Z	LMA	\$415.00
2023	7	12476	6905463	Resident Recreation Program Scholarships	05Z	LMA	\$1,340.00
2023	7	12476	6931557	Resident Recreation Program Scholarships	05Z	LMA	\$5,611.00
2023	7	12476	6935740	Resident Recreation Program Scholarships	05Z	LMA	\$10,327.00
2023	7	12477	6934273	Financial Literacy Program	05Z	LMA	\$1,142.00
2023	7	12477	6935740	Financial Literacy Program	05Z	LMA	\$18,858.00
							\$1,013,606.19
2022	3	12263	6809714	Senior Grant Program - 4th District	14A	LMH	\$29,393.00
2022	3	12263	6817017	Senior Grant Program - 4th District	14A	LMH	\$14,550.00
2022	3	12263	6820532	Senior Grant Program - 4th District	14A	LMH	\$10,283.95
2022	3	12263	6827721	Senior Grant Program - 4th District	14A	LMH	\$8,569.95
2022	3	12263	6830996	Senior Grant Program - 4th District	14A	LMH	\$13,400.00
2022	3	12263	6832905	Senior Grant Program - 4th District	14A	LMH	\$18,250.00
2022	3	12263	6837513	Senior Grant Program - 4th District	14A	LMH	\$14,500.00
2022	3	12263	6838644	Senior Grant Program - 4th District	14A	LMH	\$5,625.46
2022	3	12263	6839118	Senior Grant Program - 4th District	14A	LMH	\$9,235.00
2022	3	12263	6847782	Senior Grant Program - 4th District	14A	LMH	\$6,789.66
2022	3	12263	6851155	Senior Grant Program - 4th District	14A	LMH	\$35,741.00
2022	3	12263	6854723	Senior Grant Program - 4th District	14A	LMH	\$1,475.00
2022	3	12263	6855619	Senior Grant Program - 4th District	14A	LMH	\$4,712.55
2022	3	12263	6865498	Senior Grant Program - 4th District	14A	LMH	\$3,565.26
2022	3	12263	6877627	Senior Grant Program - 4th District	14A	LMH	\$8,491.22
2022	3	12263	6887784	Senior Grant Program - 4th District	14A	LMH	\$7,510.00
2022	3	12263	6890718	Senior Grant Program - 4th District	14A	LMH	\$16,950.00
2022	3	12263	6893691	Senior Grant Program - 4th District	14A	LMH	\$932.00
2022	3	12263	6895675	Senior Grant Program - 4th District	14A	LMH	\$753.23
2022	3	12263	6896008	Senior Grant Program - 4th District	14A	LMH	\$426.00
2022	3	12263	6898725	Senior Grant Program - 4th District	14A	LMH	\$450.00
2022	3	12263	6903404	Senior Grant Program - 4th District	14A	LMH	\$17,000.00
2022	3	12263	6911776	Senior Grant Program - 4th District	14A	LMH	\$6,897.23
2022	3	12263	6929041	Senior Grant Program - 4th District	14A	LMH	\$7,876.02
2023	6	12295	6804548	Fifth District Handyworker Program	14A	LMH	\$8,628.44
2023	6	12295	6823112	Fifth District Handyworker Program	14A	LMH	\$10,000.00
2023	6	12295	6827728	Fifth District Handyworker Program	14A	LMH	\$42,089.33
2023	6	12295	6830549	Fifth District Handyworker Program	14A	LMH	\$4,780.00
2023	6	12295	6832915	Fifth District Handyworker Program	14A	LMH	\$4,829.00
2023	6	12295	6835364	Fifth District Handyworker Program	14A	LMH	\$4,530.00
2023	6	12295	6837521	Fifth District Handyworker Program	14A	LMH	\$9,700.00
2023	6	12295	6838650	Fifth District Handyworker Program	14A	LMH	\$16,224.92
2023	6	12295	6844188	Fifth District Handyworker Program	14A	LMH	\$4,950.00
2023	6	12295	6846614	Fifth District Handyworker Program	14A	LMH	\$4,314.00
2023	6	12295	6847776	Fifth District Handyworker Program	14A	LMH	\$8,104.85
2023	6	12295	6847815	Fifth District Handyworker Program	14A	LMH	\$1,527.18
2023	6	12295	6852816	Fifth District Handyworker Program	14A	LMH	\$1,138.49
2023	6	12295	6854740	Fifth District Handyworker Program	14A	LMH	\$4,998.00
2023	6	12295	6855642	Fifth District Handyworker Program	14A	LMH	\$4,078.54
2023	6	12295	6855646	Fifth District Handyworker Program	14A	LMH	\$4,340.86
2023	6	12295	6857042	Fifth District Handyworker Program	14A	LMH	\$4,608.00
2023	6	12295	6859807	Fifth District Handyworker Program	14A	LMH	\$13,706.00
2023	6	12295	6864902	Fifth District Handyworker Program	14A	LMH	\$4,440.00
2023	6	12295	6865518	Fifth District Handyworker Program	14A	LMH	\$4,907.01
2023	6	12295	6867520	Fifth District Handyworker Program	14A	LMH	\$4,470.00
2023	6	12295	6872542	Fifth District Handyworker Program	14A	LMH	\$5,000.00
2023	6	12295	6875283	Fifth District Handyworker Program	14A	LMH	\$4,660.00
2023	6	12295	6877625	Fifth District Handyworker Program	14A	LMH	\$9,790.00
2023	6	12295	6877669	Fifth District Handyworker Program	14A	LMH	\$21,343.21
2023	6	12295	6880455	Fifth District Handyworker Program	14A	LMH	\$12,922.00
2023	6	12295	6887804	Fifth District Handyworker Program	14A	LMH	\$4,727.21
2023	6	12295	6895674	Fifth District Handyworker Program	14A	LMH	\$4,974.00
2023	6	12295	6895680	Fifth District Handyworker Program	14A	LMH	\$6,495.58
2023	6	12295	6896016	Fifth District Handyworker Program	14A	LMH	\$284.00
2023	6	12295	6899050	Fifth District Handyworker Program	14A	LMH	\$6,832.73
2023	6	12295	6905467	Fifth District Handyworker Program	14A	LMH	\$4,850.00
2023	6	12295	6907620	Fifth District Handyworker Program	14A	LMH	\$4,900.00
2023	6	12295	6911794	Fifth District Handyworker Program	14A	LMH	\$6,218.43



Office of Community Planning and Development
 U.S. Department of Housing and Urban Development
 Integrated Disbursement and Information System
 PR26 - CDBG Financial Summary Report
 Program Year 2023
 LOS ANGELES COUNTY , CA

DATE: 09-25-24
 TIME: 13:28
 PAGE: 14

Plan Year	IDIS Project	IDIS Activity	Voucher Number	Activity Name	Matrix Code	National Objective	Drawn Amount
2023	6	12295	6912209	Fifth District Handyworker Program	14A	LMH	\$5,000.00
2023	6	12295	6915562	Fifth District Handyworker Program	14A	LMH	\$5,000.00
2023	6	12295	6929050	Fifth District Handyworker Program	14A	LMH	\$18,977.64
2023	6	12301	6844188	Home Improvement Program	14A	LMH	\$4,385.00
2023	6	12301	6851328	Home Improvement Program	14A	LMH	\$19,200.00
2023	6	12301	6862477	Home Improvement Program	14A	LMH	\$2,008.00
2023	6	12301	6872542	Home Improvement Program	14A	LMH	\$3,682.00
2023	6	12301	6910165	Home Improvement Program	14A	LMH	\$5,227.00
2023	6	12301	6934273	Home Improvement Program	14A	LMH	\$69,403.00
2023	6	12304	6854740	Residential Preservation Grant	14A	LMH	\$174.00
2023	6	12304	6867520	Residential Preservation Grant	14A	LMH	\$174.00
2023	6	12304	6895674	Residential Preservation Grant	14A	LMH	\$47,012.00
2023	6	12304	6919446	Residential Preservation Grant	14A	LMH	\$25,776.00
2023	6	12304	6931557	Residential Preservation Grant	14A	LMH	\$14,785.00
2023	6	12309	6844188	Single Family Housing Rehabilitation	14A	LMH	\$12,777.00
2023	6	12309	6862477	Single Family Housing Rehabilitation	14A	LMH	\$30,641.00
2023	6	12309	6880452	Single Family Housing Rehabilitation	14A	LMH	\$42,137.00
2023	6	12309	6900480	Single Family Housing Rehabilitation	14A	LMH	\$15,000.00
2023	6	12309	6931557	Single Family Housing Rehabilitation	14A	LMH	\$81,314.00
2023	6	12311	6895674	Single Family Residential Rehabilitation Program	14A	LMH	\$1,972.00
2023	6	12311	6934273	Single Family Residential Rehabilitation Program	14A	LMH	\$7,499.00
2023	6	12315	6893695	Residential Rehabilitation	14A	LMH	\$38,688.00
2023	6	12315	6935740	Residential Rehabilitation	14A	LMH	\$488.00
2023	6	12320	6832916	Housing Rehabilitation	14A	LMH	\$1,638.00
2023	6	12320	6869951	Housing Rehabilitation	14A	LMH	\$15,000.00
2023	6	12320	6872542	Housing Rehabilitation	14A	LMH	\$12,232.00
2023	6	12320	6890730	Housing Rehabilitation	14A	LMH	\$32,689.00
2023	6	12320	6910165	Housing Rehabilitation	14A	LMH	\$42,632.00
2023	6	12320	6934273	Housing Rehabilitation	14A	LMH	\$88,649.00
2023	6	12321	6804388	Handyworker Program	14A	LMH	\$13,177.00
2023	6	12321	6814430	Handyworker Program	14A	LMH	\$14,267.00
2023	6	12321	6825147	Handyworker Program	14A	LMH	\$2,145.00
2023	6	12321	6837516	Handyworker Program	14A	LMH	\$25,947.00
2023	6	12321	6846600	Handyworker Program	14A	LMH	\$11,652.00
2023	6	12321	6857033	Handyworker Program	14A	LMH	\$9,573.00
2023	6	12321	6869934	Handyworker Program	14A	LMH	\$13,714.00
2023	6	12321	6877618	Handyworker Program	14A	LMH	\$14,478.00
2023	6	12321	6890722	Handyworker Program	14A	LMH	\$14,382.00
2023	6	12321	6896275	Handyworker Program	14A	LMH	\$7,118.00
2023	6	12321	6915524	Handyworker Program	14A	LMH	\$25,638.00
2023	6	12321	6922084	Handyworker Program	14A	LMH	\$17,373.00
2023	6	12325	6804548	Fourth District Handyworker Program	14A	LMH	\$3,211.60
2023	6	12325	6827728	Fourth District Handyworker Program	14A	LMH	\$15,701.53
2023	6	12325	6830551	Fourth District Handyworker Program	14A	LMH	\$9,590.00
2023	6	12325	6832916	Fourth District Handyworker Program	14A	LMH	\$4,890.00
2023	6	12325	6838650	Fourth District Handyworker Program	14A	LMH	\$1,692.07
2023	6	12325	6838811	Fourth District Handyworker Program	14A	LMH	\$2,897.23
2023	6	12325	6844188	Fourth District Handyworker Program	14A	LMH	\$4,980.00
2023	6	12325	6846614	Fourth District Handyworker Program	14A	LMH	\$4,700.00
2023	6	12325	6847815	Fourth District Handyworker Program	14A	LMH	\$8,538.09
2023	6	12325	6855646	Fourth District Handyworker Program	14A	LMH	\$4,101.39
2023	6	12325	6865518	Fourth District Handyworker Program	14A	LMH	\$6,081.42
2023	6	12325	6867520	Fourth District Handyworker Program	14A	LMH	\$4,100.00
2023	6	12325	6877669	Fourth District Handyworker Program	14A	LMH	\$8,513.19
2023	6	12325	6885401	Fourth District Handyworker Program	14A	LMH	\$4,650.00
2023	6	12325	6887815	Fourth District Handyworker Program	14A	LMH	\$7,626.22
2023	6	12325	6895680	Fourth District Handyworker Program	14A	LMH	\$903.93
2023	6	12325	6896016	Fourth District Handyworker Program	14A	LMH	\$426.00
2023	6	12325	6899050	Fourth District Handyworker Program	14A	LMH	\$9,427.34
2023	6	12325	6903407	Fourth District Handyworker Program	14A	LMH	\$4,820.00
2023	6	12325	6907620	Fourth District Handyworker Program	14A	LMH	\$4,944.00
2023	6	12325	6910165	Fourth District Handyworker Program	14A	LMH	\$4,950.00
2023	6	12325	6911794	Fourth District Handyworker Program	14A	LMH	\$9,142.66
2023	6	12325	6912209	Fourth District Handyworker Program	14A	LMH	\$9,912.00
2023	6	12325	6917509	Fourth District Handyworker Program	14A	LMH	\$5,000.00
2023	6	12325	6929050	Fourth District Handyworker Program	14A	LMH	\$9,635.61
2023	6	12339	6804548	First District Handyworker Program	14A	LMH	\$7,018.17
2023	6	12339	6823112	First District Handyworker Program	14A	LMH	\$5,000.00
2023	6	12339	6827728	First District Handyworker Program	14A	LMH	\$36,072.06
2023	6	12339	6827760	First District Handyworker Program	14A	LMH	\$200.00
2023	6	12339	6832916	First District Handyworker Program	14A	LMH	\$5,000.00



Office of Community Planning and Development
 U.S. Department of Housing and Urban Development
 Integrated Disbursement and Information System
 PR26 - CDBG Financial Summary Report
 Program Year 2023
 LOS ANGELES COUNTY , CA

DATE: 09-25-24
 TIME: 13:28
 PAGE: 15

Plan Year	IDIS Project	IDIS Activity	Voucher Number	Activity Name	Matrix Code	National Objective	Drawn Amount
2023	6	12339	6838650	First District Handyworker Program	14A	LMH	\$13,810.64
2023	6	12339	6839121	First District Handyworker Program	14A	LMH	\$9,600.00
2023	6	12339	6847815	First District Handyworker Program	14A	LMH	\$13,078.48
2023	6	12339	6851167	First District Handyworker Program	14A	LMH	\$4,980.00
2023	6	12339	6855646	First District Handyworker Program	14A	LMH	\$9,764.46
2023	6	12339	6857042	First District Handyworker Program	14A	LMH	\$4,518.00
2023	6	12339	6859807	First District Handyworker Program	14A	LMH	\$4,608.00
2023	6	12339	6865518	First District Handyworker Program	14A	LMH	\$18,090.83
2023	6	12339	6867520	First District Handyworker Program	14A	LMH	\$32.50
2023	6	12339	6869951	First District Handyworker Program	14A	LMH	\$13,198.00
2023	6	12339	6872542	First District Handyworker Program	14A	LMH	\$4,490.00
2023	6	12339	6877669	First District Handyworker Program	14A	LMH	\$19,454.40
2023	6	12339	6877792	First District Handyworker Program	14A	LMH	\$10,000.00
2023	6	12339	6880455	First District Handyworker Program	14A	LMH	\$9,880.00
2023	6	12339	6885401	First District Handyworker Program	14A	LMH	\$8,514.00
2023	6	12339	6887815	First District Handyworker Program	14A	LMH	\$21,709.83
2023	6	12339	6890730	First District Handyworker Program	14A	LMH	\$4,620.00
2023	6	12339	6895680	First District Handyworker Program	14A	LMH	\$4,662.05
2023	6	12339	6896016	First District Handyworker Program	14A	LMH	\$1,988.00
2023	6	12339	6896276	First District Handyworker Program	14A	LMH	\$4,704.00
2023	6	12339	6899043	First District Handyworker Program	14A	LMH	\$4,220.00
2023	6	12339	6899050	First District Handyworker Program	14A	LMH	\$11,597.76
2023	6	12339	6903407	First District Handyworker Program	14A	LMH	\$9,957.00
2023	6	12339	6905467	First District Handyworker Program	14A	LMH	\$4,990.00
2023	6	12339	6907620	First District Handyworker Program	14A	LMH	\$4,620.00
2023	6	12339	6910166	First District Handyworker Program	14A	LMH	\$9,260.00
2023	6	12339	6911794	First District Handyworker Program	14A	LMH	\$16,654.87
2023	6	12339	6912209	First District Handyworker Program	14A	LMH	\$8,900.00
2023	6	12339	6915562	First District Handyworker Program	14A	LMH	\$14,912.00
2023	6	12339	6917509	First District Handyworker Program	14A	LMH	\$12,494.00
2023	6	12339	6929050	First District Handyworker Program	14A	LMH	\$28,216.45
2023	6	12357	6804546	Senior Grant Program - 1st District	14A	LMH	\$21,920.00
2023	6	12357	6804548	Senior Grant Program - 1st District	14A	LMH	\$12,228.26
2023	6	12357	6809857	Senior Grant Program - 1st District	14A	LMH	\$44,027.00
2023	6	12357	6820816	Senior Grant Program - 1st District	14A	LMH	\$48,268.00
2023	6	12357	6823112	Senior Grant Program - 1st District	14A	LMH	\$53,560.00
2023	6	12357	6825141	Senior Grant Program - 1st District	14A	LMH	\$12,110.00
2023	6	12357	6827728	Senior Grant Program - 1st District	14A	LMH	\$48,429.35
2023	6	12357	6830553	Senior Grant Program - 1st District	14A	LMH	\$27,750.00
2023	6	12357	6832916	Senior Grant Program - 1st District	14A	LMH	\$34,525.00
2023	6	12357	6835364	Senior Grant Program - 1st District	14A	LMH	\$8,865.00
2023	6	12357	6837521	Senior Grant Program - 1st District	14A	LMH	\$16,625.00
2023	6	12357	6838938	Senior Grant Program - 1st District	14A	LMH	\$22,073.32
2023	6	12357	6839121	Senior Grant Program - 1st District	14A	LMH	\$26,030.00
2023	6	12357	6844188	Senior Grant Program - 1st District	14A	LMH	\$1,625.00
2023	6	12357	6846614	Senior Grant Program - 1st District	14A	LMH	\$13,250.00
2023	6	12357	6847815	Senior Grant Program - 1st District	14A	LMH	\$17,285.54
2023	6	12357	6854740	Senior Grant Program - 1st District	14A	LMH	\$16,519.00
2023	6	12357	6855646	Senior Grant Program - 1st District	14A	LMH	\$10,284.11
2023	6	12357	6855651	Senior Grant Program - 1st District	14A	LMH	\$7,028.42
2023	6	12357	6859807	Senior Grant Program - 1st District	14A	LMH	\$12,050.00
2023	6	12357	6862477	Senior Grant Program - 1st District	14A	LMH	\$1,625.00
2023	6	12357	6864902	Senior Grant Program - 1st District	14A	LMH	\$10,920.00
2023	6	12357	6865518	Senior Grant Program - 1st District	14A	LMH	\$18,090.31
2023	6	12357	6867520	Senior Grant Program - 1st District	14A	LMH	\$32.50
2023	6	12357	6872542	Senior Grant Program - 1st District	14A	LMH	\$29,000.00
2023	6	12357	6875283	Senior Grant Program - 1st District	14A	LMH	\$16,285.00
2023	6	12357	6877669	Senior Grant Program - 1st District	14A	LMH	\$20,027.35
2023	6	12357	6880455	Senior Grant Program - 1st District	14A	LMH	\$14,550.00
2023	6	12357	6887815	Senior Grant Program - 1st District	14A	LMH	\$18,894.30
2023	6	12357	6893695	Senior Grant Program - 1st District	14A	LMH	\$1,625.00
2023	6	12357	6895680	Senior Grant Program - 1st District	14A	LMH	\$2,019.51
2023	6	12357	6896016	Senior Grant Program - 1st District	14A	LMH	\$568.00
2023	6	12357	6899050	Senior Grant Program - 1st District	14A	LMH	\$11,021.61
2023	6	12357	6903407	Senior Grant Program - 1st District	14A	LMH	\$1,625.00
2023	6	12357	6907620	Senior Grant Program - 1st District	14A	LMH	\$13,800.00
2023	6	12357	6910166	Senior Grant Program - 1st District	14A	LMH	\$11,500.00
2023	6	12357	6911794	Senior Grant Program - 1st District	14A	LMH	\$14,418.37
2023	6	12357	6917509	Senior Grant Program - 1st District	14A	LMH	\$31,050.00
2023	6	12357	6929053	Senior Grant Program - 1st District	14A	LMH	\$24,364.17
2023	6	12358	6804546	Senior Grant Program - 2nd District	14A	LMH	\$27,894.00



Office of Community Planning and Development
 U.S. Department of Housing and Urban Development
 Integrated Disbursement and Information System
 PR26 - CDBG Financial Summary Report
 Program Year 2023
 LOS ANGELES COUNTY , CA

DATE: 09-25-24
 TIME: 13:28
 PAGE: 16

Plan Year	IDIS Project	IDIS Activity	Voucher Number	Activity Name	Matrix Code	National Objective	Drawn Amount
2023	6	12358	6804548	Senior Grant Program - 2nd District	14A	LMH	\$8,411.88
2023	6	12358	6820816	Senior Grant Program - 2nd District	14A	LMH	\$27,650.00
2023	6	12358	6823113	Senior Grant Program - 2nd District	14A	LMH	\$14,995.00
2023	6	12358	6827728	Senior Grant Program - 2nd District	14A	LMH	\$38,350.60
2023	6	12358	6832916	Senior Grant Program - 2nd District	14A	LMH	\$15,600.00
2023	6	12358	6835364	Senior Grant Program - 2nd District	14A	LMH	\$14,615.00
2023	6	12358	6838650	Senior Grant Program - 2nd District	14A	LMH	\$16,926.16
2023	6	12358	6841707	Senior Grant Program - 2nd District	14A	LMH	\$15,000.00
2023	6	12358	6844188	Senior Grant Program - 2nd District	14A	LMH	\$57,698.00
2023	6	12358	6846614	Senior Grant Program - 2nd District	14A	LMH	\$16,500.00
2023	6	12358	6847815	Senior Grant Program - 2nd District	14A	LMH	\$17,624.62
2023	6	12358	6851167	Senior Grant Program - 2nd District	14A	LMH	\$14,897.00
2023	6	12358	6854740	Senior Grant Program - 2nd District	14A	LMH	\$3,125.00
2023	6	12358	6855651	Senior Grant Program - 2nd District	14A	LMH	\$16,173.74
2023	6	12358	6859807	Senior Grant Program - 2nd District	14A	LMH	\$16,625.00
2023	6	12358	6862477	Senior Grant Program - 2nd District	14A	LMH	\$14,900.00
2023	6	12358	6865518	Senior Grant Program - 2nd District	14A	LMH	\$26,840.22
2023	6	12358	6872542	Senior Grant Program - 2nd District	14A	LMH	\$3,250.00
2023	6	12358	6875283	Senior Grant Program - 2nd District	14A	LMH	\$15,000.00
2023	6	12358	6877669	Senior Grant Program - 2nd District	14A	LMH	\$23,063.59
2023	6	12358	6887669	Senior Grant Program - 2nd District	14A	LMH	\$13,000.00
2023	6	12358	6887815	Senior Grant Program - 2nd District	14A	LMH	\$14,303.61
2023	6	12358	6893695	Senior Grant Program - 2nd District	14A	LMH	\$14,300.00
2023	6	12358	6895680	Senior Grant Program - 2nd District	14A	LMH	\$3,587.46
2023	6	12358	6896016	Senior Grant Program - 2nd District	14A	LMH	\$1,136.00
2023	6	12358	6899050	Senior Grant Program - 2nd District	14A	LMH	\$9,307.22
2023	6	12358	6910166	Senior Grant Program - 2nd District	14A	LMH	\$14,950.00
2023	6	12358	6911794	Senior Grant Program - 2nd District	14A	LMH	\$13,036.80
2023	6	12358	6912209	Senior Grant Program - 2nd District	14A	LMH	\$14,950.00
2023	6	12358	6915562	Senior Grant Program - 2nd District	14A	LMH	\$15,000.00
2023	6	12358	6917509	Senior Grant Program - 2nd District	14A	LMH	\$73,661.00
2023	6	12358	6929053	Senior Grant Program - 2nd District	14A	LMH	\$26,536.76
2023	6	12359	6804546	Senior Grant Program - 5th District	14A	LMH	\$11,900.00
2023	6	12359	6804548	Senior Grant Program - 5th District	14A	LMH	\$6,923.53
2023	6	12359	6809857	Senior Grant Program - 5th District	14A	LMH	\$13,765.92
2023	6	12359	6823112	Senior Grant Program - 5th District	14A	LMH	\$21,401.00
2023	6	12359	6827728	Senior Grant Program - 5th District	14A	LMH	\$39,960.92
2023	6	12359	6827742	Senior Grant Program - 5th District	14A	LMH	\$2,890.05
2023	6	12359	6832916	Senior Grant Program - 5th District	14A	LMH	\$450.00
2023	6	12359	6835364	Senior Grant Program - 5th District	14A	LMH	\$31,950.00
2023	6	12359	6837521	Senior Grant Program - 5th District	14A	LMH	\$11,700.00
2023	6	12359	6838650	Senior Grant Program - 5th District	14A	LMH	\$12,102.32
2023	6	12359	6841707	Senior Grant Program - 5th District	14A	LMH	\$8,709.18
2023	6	12359	6841708	Senior Grant Program - 5th District	14A	LMH	\$8,340.82
2023	6	12359	6846621	Senior Grant Program - 5th District	14A	LMH	\$15,950.00
2023	6	12359	6847815	Senior Grant Program - 5th District	14A	LMH	\$10,852.35
2023	6	12359	6851167	Senior Grant Program - 5th District	14A	LMH	\$2,025.00
2023	6	12359	6855646	Senior Grant Program - 5th District	14A	LMH	\$12,111.04
2023	6	12359	6859807	Senior Grant Program - 5th District	14A	LMH	\$17,025.00
2023	6	12359	6862477	Senior Grant Program - 5th District	14A	LMH	\$15,000.00
2023	6	12359	6872542	Senior Grant Program - 5th District	14A	LMH	\$18,150.00
2023	6	12359	6877669	Senior Grant Program - 5th District	14A	LMH	\$10,762.13
2023	6	12359	6887669	Senior Grant Program - 5th District	14A	LMH	\$22,505.00
2023	6	12359	6887815	Senior Grant Program - 5th District	14A	LMH	\$16,222.16
2023	6	12359	6895680	Senior Grant Program - 5th District	14A	LMH	\$1,383.05
2023	6	12359	6896016	Senior Grant Program - 5th District	14A	LMH	\$852.00
2023	6	12359	6899050	Senior Grant Program - 5th District	14A	LMH	\$6,138.49
2023	6	12359	6903407	Senior Grant Program - 5th District	14A	LMH	\$6,169.00
2023	6	12359	6910166	Senior Grant Program - 5th District	14A	LMH	\$12,500.00
2023	6	12359	6911794	Senior Grant Program - 5th District	14A	LMH	\$7,672.09
2023	6	12359	6912209	Senior Grant Program - 5th District	14A	LMH	\$15,000.00
2023	6	12359	6917509	Senior Grant Program - 5th District	14A	LMH	\$15,150.00
2023	6	12359	6929053	Senior Grant Program - 5th District	14A	LMH	\$15,132.06
2023	6	12376	6880456	Single-Unit Residential Rehabilitation Program	14A	LMH	\$1,933.00
2023	6	12376	6890730	Single-Unit Residential Rehabilitation Program	14A	LMH	\$2,622.00
2023	6	12376	6917509	Single-Unit Residential Rehabilitation Program	14A	LMH	\$2,138.00
2023	6	12376	6935740	Single-Unit Residential Rehabilitation Program	14A	LMH	\$7,390.00
2023	6	12379	6849724	Residential Rehabilitation	14A	LMH	\$1,120.00
2023	6	12379	6869951	Residential Rehabilitation	14A	LMH	\$17,522.00
2023	6	12379	6883083	Residential Rehabilitation	14A	LMH	\$7,500.00
2023	6	12379	6903407	Residential Rehabilitation	14A	LMH	\$1,625.00



Office of Community Planning and Development
 U.S. Department of Housing and Urban Development
 Integrated Disbursement and Information System
 PR26 - CDBG Financial Summary Report
 Program Year 2023
 LOS ANGELES COUNTY , CA

DATE: 09-25-24
 TIME: 13:28
 PAGE: 17

Plan Year	IDIS Project	IDIS Activity	Voucher Number	Activity Name	Matrix Code	National Objective	Drawn Amount
2023	6	12379	6934273	Residential Rehabilitation	14A	LMH	\$9,306.00
2023	6	12380	6851167	Single-Unit Housing Rehabilitation	14A	LMH	\$1,370.00
2023	6	12380	6859807	Single-Unit Housing Rehabilitation	14A	LMH	\$2,250.00
2023	6	12380	6872542	Single-Unit Housing Rehabilitation	14A	LMH	\$18,600.00
2023	6	12383	6804546	Housing Rehabilitation	14A	LMH	\$682.00
2023	6	12383	6820816	Housing Rehabilitation	14A	LMH	\$2,604.00
2023	6	12383	6823112	Housing Rehabilitation	14A	LMH	\$1,257.00
2023	6	12383	6835364	Housing Rehabilitation	14A	LMH	\$2,152.00
2023	6	12383	6841707	Housing Rehabilitation	14A	LMH	\$1,925.00
2023	6	12383	6851167	Housing Rehabilitation	14A	LMH	\$2,481.00
2023	6	12383	6864902	Housing Rehabilitation	14A	LMH	\$2,252.00
2023	6	12383	6877792	Housing Rehabilitation	14A	LMH	\$2,550.00
2023	6	12383	6885401	Housing Rehabilitation	14A	LMH	\$2,321.00
2023	6	12383	6899043	Housing Rehabilitation	14A	LMH	\$59,519.00
2023	6	12383	6907620	Housing Rehabilitation	14A	LMH	\$30,402.00
2023	6	12383	6927029	Housing Rehabilitation	14A	LMH	\$20,012.00
2023	6	12385	6825160	Residential Rehabilitation	14A	LMH	\$1,550.00
2023	6	12385	6846621	Residential Rehabilitation	14A	LMH	\$1,550.00
2023	6	12385	6872542	Residential Rehabilitation	14A	LMH	\$610.00
2023	6	12385	6877792	Residential Rehabilitation	14A	LMH	\$17,585.00
2023	6	12389	6823112	Rehabilitation: Single-Unit Residential	14A	LMH	\$3,252.00
2023	6	12389	6827743	Rehabilitation: Single-Unit Residential	14A	LMH	\$765.00
2023	6	12389	6832920	Rehabilitation: Single-Unit Residential	14A	LMH	\$23,738.00
2023	6	12389	6846621	Rehabilitation: Single-Unit Residential	14A	LMH	\$4,465.00
2023	6	12389	6854740	Rehabilitation: Single-Unit Residential	14A	LMH	\$3,699.00
2023	6	12389	6862481	Rehabilitation: Single-Unit Residential	14A	LMH	\$3,860.00
2023	6	12389	6875283	Rehabilitation: Single-Unit Residential	14A	LMH	\$3,560.00
2023	6	12389	6893695	Rehabilitation: Single-Unit Residential	14A	LMH	\$4,035.00
2023	6	12389	6895674	Rehabilitation: Single-Unit Residential	14A	LMH	\$20,272.00
2023	6	12389	6905467	Rehabilitation: Single-Unit Residential	14A	LMH	\$3,566.00
2023	6	12389	6912209	Rehabilitation: Single-Unit Residential	14A	LMH	\$4,805.00
2023	6	12389	6934273	Rehabilitation: Single-Unit Residential	14A	LMH	\$67,466.00
2023	6	12399	6854740	Asbestos and Lead-Based Paint Testing and Abatement Program	14A	LMH	\$1,355.00
2023	6	12399	6867520	Asbestos and Lead-Based Paint Testing and Abatement Program	14A	LMH	\$160.00
2023	6	12399	6880456	Asbestos and Lead-Based Paint Testing and Abatement Program	14A	LMH	\$160.00
2023	6	12399	6896276	Asbestos and Lead-Based Paint Testing and Abatement Program	14A	LMH	\$7,834.00
2023	6	12399	6935740	Asbestos and Lead-Based Paint Testing and Abatement Program	14A	LMH	\$13,310.00
2023	6	12400	6804384	Residential Rehabilitation Project	14A	LMH	\$95.00
2023	6	12400	6832905	Residential Rehabilitation Project	14A	LMH	\$686.00
2023	6	12400	6841704	Residential Rehabilitation Project	14A	LMH	\$1,421.00
2023	6	12400	6851155	Residential Rehabilitation Project	14A	LMH	\$2,120.00
2023	6	12400	6877612	Residential Rehabilitation Project	14A	LMH	\$5,276.00
2023	6	12400	6934259	Residential Rehabilitation Project	14A	LMH	\$38,762.00
2023	6	12407	6854740	Housing Rehabilitation Program	14A	LMH	\$9,060.00
2023	6	12407	6867524	Housing Rehabilitation Program	14A	LMH	\$27,280.00
2023	6	12407	6880452	Housing Rehabilitation Program	14A	LMH	\$28,826.00
2023	6	12407	6896276	Housing Rehabilitation Program	14A	LMH	\$60,559.00
2023	6	12407	6935740	Housing Rehabilitation Program	14A	LMH	\$136,575.00
2023	6	12408	6825161	Housing Rehabilitation-Single Unit	14A	LMH	\$439.00
2023	6	12408	6825162	Housing Rehabilitation-Single Unit	14A	LMH	\$3,417.00
2023	6	12408	6827743	Housing Rehabilitation-Single Unit	14A	LMH	\$3,265.00
2023	6	12408	6827760	Housing Rehabilitation-Single Unit	14A	LMH	\$13,588.00
2023	6	12408	6837521	Housing Rehabilitation-Single Unit	14A	LMH	\$3,709.00
2023	6	12408	6862481	Housing Rehabilitation-Single Unit	14A	LMH	\$28,835.00
2023	6	12408	6867524	Housing Rehabilitation-Single Unit	14A	LMH	\$17,790.00
2023	6	12408	6875283	Housing Rehabilitation-Single Unit	14A	LMH	\$29,954.00
2023	6	12408	6893698	Housing Rehabilitation-Single Unit	14A	LMH	\$3,372.00
2023	6	12408	6899043	Housing Rehabilitation-Single Unit	14A	LMH	\$9,116.00
2023	6	12408	6922089	Housing Rehabilitation-Single Unit	14A	LMH	\$4,820.00
2023	6	12408	6934273	Housing Rehabilitation-Single Unit	14A	LMH	\$3,351.00
2023	6	12411	6849724	Home Preservation Grant Program	14A	LMH	\$19,779.78
2023	6	12411	6849726	Home Preservation Grant Program	14A	LMH	\$46,704.22
2023	6	12411	6857042	Home Preservation Grant Program	14A	LMH	\$27,371.00
2023	6	12411	6890730	Home Preservation Grant Program	14A	LMH	\$5,690.00
2023	6	12411	6922089	Home Preservation Grant Program	14A	LMH	\$49,296.00
2023	6	12432	6839290	Handyworker Program	14A	LMH	\$14,079.00
2023	6	12432	6872536	Handyworker Program	14A	LMH	\$8,223.00
2023	6	12432	6896275	Handyworker Program	14A	LMH	\$11,753.00
2023	6	12432	6910163	Handyworker Program	14A	LMH	\$839.00
2023	6	12432	6912227	Handyworker Program	14A	LMH	\$4,826.00
2023	6	12432	6934266	Handyworker Program	14A	LMH	\$21,590.00



Office of Community Planning and Development
 U.S. Department of Housing and Urban Development
 Integrated Disbursement and Information System
 PR26 - CDBG Financial Summary Report
 Program Year 2023
 LOS ANGELES COUNTY , CA

DATE: 09-25-24
 TIME: 13:28
 PAGE: 18

Plan Year	IDIS Project	IDIS Activity	Voucher Number	Activity Name	Matrix Code	National Objective	Drawn Amount
2023	6	12434	6849724	Single Family Rehabilitation	14A	LMH	\$3,165.00
2023	6	12434	6862481	Single Family Rehabilitation	14A	LMH	\$3,014.00
2023	6	12434	6880456	Single Family Rehabilitation	14A	LMH	\$1,971.00
2023	6	12434	6885401	Single Family Rehabilitation	14A	LMH	\$50,686.00
2023	6	12434	6929429	Single Family Rehabilitation	14A	LMH	\$64,260.00
2023	6	12434	6931557	Single Family Rehabilitation	14A	LMH	\$52,390.00
2023	6	12447	6910166	Home Improvement Program	14A	LMH	\$15,849.00
2023	6	12447	6915534	Home Improvement Program	14A	LMH	\$1,610.20
2023	6	12447	6915562	Home Improvement Program	14A	LMH	\$1,222.80
2023	6	12447	6934273	Home Improvement Program	14A	LMH	\$13,500.00
2023	6	12454	6828147	Housing Rehabilitation	14A	LMH	\$6,820.00
2023	6	12454	6846621	Housing Rehabilitation	14A	LMH	\$9,980.00
2023	6	12454	6875283	Housing Rehabilitation	14A	LMH	\$1,718.00
2023	6	12454	6899043	Housing Rehabilitation	14A	LMH	\$4,580.00
2023	6	12454	6907620	Housing Rehabilitation	14A	LMH	\$896.00
2023	6	12454	6917509	Housing Rehabilitation	14A	LMH	\$28,035.00
2023	6	12454	6924636	Housing Rehabilitation	14A	LMH	\$11,864.00
					14A	Matrix Code	\$4,836,240.62
2022	3	12161	6820536	South Scattered Sites Bathroom Rehab (5 Sites)	14C	LMH	\$3,300.89
2022	3	12161	6827724	South Scattered Sites Bathroom Rehab (5 Sites)	14C	LMH	\$290.79
2022	3	12161	6838646	South Scattered Sites Bathroom Rehab (5 Sites)	14C	LMH	\$1,318.86
2022	3	12161	6847802	South Scattered Sites Bathroom Rehab (5 Sites)	14C	LMH	\$1,191.51
2022	3	12161	6855629	South Scattered Sites Bathroom Rehab (5 Sites)	14C	LMH	\$311.35
2022	3	12161	6865503	South Scattered Sites Bathroom Rehab (5 Sites)	14C	LMH	\$2,356.48
2022	3	12161	6877618	South Scattered Sites Bathroom Rehab (5 Sites)	14C	LMH	\$19,500.00
2022	3	12161	6877637	South Scattered Sites Bathroom Rehab (5 Sites)	14C	LMH	\$4,143.06
2022	3	12161	6880454	South Scattered Sites Bathroom Rehab (5 Sites)	14C	LMH	\$21,907.60
2022	3	12161	6887794	South Scattered Sites Bathroom Rehab (5 Sites)	14C	LMH	\$5,657.93
2022	3	12161	6890722	South Scattered Sites Bathroom Rehab (5 Sites)	14C	LMH	\$7,350.00
2022	3	12161	6893694	South Scattered Sites Bathroom Rehab (5 Sites)	14C	LMH	\$108,922.94
2022	3	12161	6895678	South Scattered Sites Bathroom Rehab (5 Sites)	14C	LMH	\$7,444.25
2022	3	12161	6896012	South Scattered Sites Bathroom Rehab (5 Sites)	14C	LMH	\$1,065.00
2022	3	12161	6903405	South Scattered Sites Bathroom Rehab (5 Sites)	14C	LMH	\$588.00
2022	3	12161	6905454	South Scattered Sites Bathroom Rehab (5 Sites)	14C	LMH	\$104,969.09
2022	3	12161	6911781	South Scattered Sites Bathroom Rehab (5 Sites)	14C	LMH	\$9,771.20
2022	3	12161	6915524	South Scattered Sites Bathroom Rehab (5 Sites)	14C	LMH	\$97,392.56
2022	3	12161	6929044	South Scattered Sites Bathroom Rehab (5 Sites)	14C	LMH	\$16,530.22
2022	3	12161	6929423	South Scattered Sites Bathroom Rehab (5 Sites)	14C	LMH	\$6,027.00
2022	3	12161	6931552	South Scattered Sites Bathroom Rehab (5 Sites)	14C	LMH	\$10,143.00
					14C	Matrix Code	\$430,181.73
2022	3	12242	6811624	First District-Wide Commercial Business Revitalization	14E	LMA	\$7,054.00
2022	3	12242	6823000	First District-Wide Commercial Business Revitalization	14E	LMA	\$5,991.00
2022	3	12242	6832911	First District-Wide Commercial Business Revitalization	14E	LMA	\$7,833.00
2022	3	12242	6841705	First District-Wide Commercial Business Revitalization	14E	LMA	\$7,636.00
2022	3	12242	6854725	First District-Wide Commercial Business Revitalization	14E	LMA	\$486,982.00
2022	3	12242	6910163	First District-Wide Commercial Business Revitalization	14E	LMA	\$38,381.00
2022	3	12242	6917508	First District-Wide Commercial Business Revitalization	14E	LMA	\$49,351.00
2023	4	12332	6880455	Commercial Rehabilitation Program	14E	LMA	\$1,442.00
2023	4	12332	6890730	Commercial Rehabilitation Program	14E	LMA	\$2,130.00
2023	4	12332	6917509	Commercial Rehabilitation Program	14E	LMA	\$1,442.00
2023	4	12332	6935740	Commercial Rehabilitation Program	14E	LMA	\$1,442.00
					14E	Matrix Code	\$609,684.00
2023	6	12440	6847818	Rehabilitation Administration	14H	LMH	\$4,875.64
2023	6	12440	6855646	Rehabilitation Administration	14H	LMH	\$993.42
2023	6	12440	6865518	Rehabilitation Administration	14H	LMH	\$993.43
2023	6	12440	6877669	Rehabilitation Administration	14H	LMH	\$1,412.79
2023	6	12440	6887815	Rehabilitation Administration	14H	LMH	\$993.43
2023	6	12440	6895680	Rehabilitation Administration	14H	LMH	\$993.42
2023	6	12440	6911794	Rehabilitation Administration	14H	LMH	\$993.43
2023	6	12440	6929053	Rehabilitation Administration	14H	LMH	\$1,414.25
					14H	Matrix Code	\$12,669.81
2023	7	12305	6831001	Code Enforcement	15	LMA	\$6,998.00
2023	7	12305	6839121	Code Enforcement	15	LMA	\$2,999.00
2023	7	12305	6854740	Code Enforcement	15	LMA	\$6,321.00
2023	7	12305	6862477	Code Enforcement	15	LMA	\$3,421.00
2023	7	12305	6869951	Code Enforcement	15	LMA	\$5,979.00
2023	7	12305	6883083	Code Enforcement	15	LMA	\$7,256.00
2023	7	12305	6885401	Code Enforcement	15	LMA	\$9,787.00
2023	7	12305	6895674	Code Enforcement	15	LMA	\$9,731.00
2023	7	12305	6915562	Code Enforcement	15	LMA	\$14,032.00



Office of Community Planning and Development
 U.S. Department of Housing and Urban Development
 Integrated Disbursement and Information System
 PR26 - CDBG Financial Summary Report
 Program Year 2023
 LOS ANGELES COUNTY , CA

DATE: 09-25-24
 TIME: 13:28
 PAGE: 19

Plan Year	IDIS Project	IDIS Activity	Voucher Number	Activity Name	Matrix Code	National Objective	Drawn Amount
2023	7	12305	6927029	Code Enforcement	15	LMA	\$15,554.00
2023	7	12305	6935740	Code Enforcement	15	LMA	\$26,921.00
2023	7	12327	6831001	Code Enforcement Program	15	LMA	\$25,138.00
2023	7	12327	6854740	Code Enforcement Program	15	LMA	\$34,294.00
2023	7	12327	6867520	Code Enforcement Program	15	LMA	\$43,369.00
2023	7	12327	6885401	Code Enforcement Program	15	LMA	\$31,000.00
2023	7	12327	6907620	Code Enforcement Program	15	LMA	\$8,199.00
2023	7	12377	6820816	Code Compliance	15	LMA	\$29,816.00
2023	7	12377	6832920	Code Compliance	15	LMA	\$27,154.00
2023	7	12377	6839121	Code Compliance	15	LMA	\$18,957.00
2023	7	12377	6854740	Code Compliance	15	LMA	\$72,357.00
2023	7	12377	6857042	Code Compliance	15	LMA	\$14,354.00
2023	7	12377	6880456	Code Compliance	15	LMA	\$16,283.00
2023	7	12382	6841707	Code Enforcement Program	15	LMA	\$27,727.00
2023	7	12382	6851167	Code Enforcement Program	15	LMA	\$28,914.00
2023	7	12382	6859804	Code Enforcement Program	15	LMA	\$17,951.43
2023	7	12382	6859807	Code Enforcement Program	15	LMA	\$1,550.57
2023	7	12382	6872542	Code Enforcement Program	15	LMA	\$21,932.00
2023	7	12382	6880456	Code Enforcement Program	15	LMA	\$15,687.00
2023	7	12382	6895674	Code Enforcement Program	15	LMA	\$14,617.00
2023	7	12382	6910166	Code Enforcement Program	15	LMA	\$15,105.00
2023	7	12382	6934273	Code Enforcement Program	15	LMA	\$21,831.00
2023	7	12382	6935740	Code Enforcement Program	15	LMA	\$16,040.00
2023	7	12387	6827742	Code Enforcement: Neighborhood Preservation	15	LMA	\$6,766.61
2023	7	12387	6838650	Code Enforcement: Neighborhood Preservation	15	LMA	\$3,074.03
2023	7	12387	6841707	Code Enforcement: Neighborhood Preservation	15	LMA	\$4,729.00
2023	7	12387	6844188	Code Enforcement: Neighborhood Preservation	15	LMA	\$8,160.00
2023	7	12387	6847815	Code Enforcement: Neighborhood Preservation	15	LMA	\$5,674.54
2023	7	12387	6851167	Code Enforcement: Neighborhood Preservation	15	LMA	\$14,414.00
2023	7	12387	6855646	Code Enforcement: Neighborhood Preservation	15	LMA	\$6,806.85
2023	7	12387	6865518	Code Enforcement: Neighborhood Preservation	15	LMA	\$7,463.57
2023	7	12387	6867520	Code Enforcement: Neighborhood Preservation	15	LMA	\$10,298.00
2023	7	12387	6887815	Code Enforcement: Neighborhood Preservation	15	LMA	\$8,069.95
2023	7	12387	6890730	Code Enforcement: Neighborhood Preservation	15	LMA	\$10,349.00
2023	7	12387	6895680	Code Enforcement: Neighborhood Preservation	15	LMA	\$8,144.45
2023	7	12387	6915534	Code Enforcement: Neighborhood Preservation	15	LMA	\$9,834.00
2023	7	12387	6929429	Code Enforcement: Neighborhood Preservation	15	LMA	\$16,171.00
2023	7	12397	6820816	Century Station Code Enforcement	15	LMA	\$16,319.00
2023	7	12397	6844188	Century Station Code Enforcement	15	LMA	\$84,545.00
2023	7	12397	6862481	Century Station Code Enforcement	15	LMA	\$46,838.00
2023	7	12397	6883086	Century Station Code Enforcement	15	LMA	\$13,398.00
2023	7	12397	6883200	Century Station Code Enforcement	15	LMA	\$39,000.00
2023	7	12397	6895674	Century Station Code Enforcement	15	LMA	\$27,146.00
2023	7	12397	6905463	Century Station Code Enforcement	15	LMA	\$30,279.00
2023	7	12397	6924636	Century Station Code Enforcement	15	LMA	\$41,766.00
2023	7	12401	6825142	Code Enforcement Program	15	LMA	\$13,887.00
2023	7	12401	6827728	Code Enforcement Program	15	LMA	\$13,828.00
2023	7	12401	6827760	Code Enforcement Program	15	LMA	\$13,265.00
2023	7	12401	6837521	Code Enforcement Program	15	LMA	\$15,427.00
2023	7	12401	6862481	Code Enforcement Program	15	LMA	\$27,217.00
2023	7	12401	6867520	Code Enforcement Program	15	LMA	\$17,888.00
2023	7	12401	6875283	Code Enforcement Program	15	LMA	\$16,215.00
2023	7	12401	6893698	Code Enforcement Program	15	LMA	\$17,083.00
2023	7	12401	6899043	Code Enforcement Program	15	LMA	\$21,071.00
2023	7	12401	6921992	Code Enforcement Program	15	LMA	\$15,335.94
2023	7	12401	6922089	Code Enforcement Program	15	LMA	\$3,369.06
2023	7	12401	6934273	Code Enforcement Program	15	LMA	\$13,312.00
2023	7	12402	6841708	Code Enforcement Program	15	LMA	\$36,730.00
2023	7	12402	6869930	Code Enforcement Program	15	LMA	\$53,825.42
2023	7	12402	6869951	Code Enforcement Program	15	LMA	\$9,441.58
2023	7	12404	6844188	Code Enforcement Nuisance Abatement Program	15	LMA	\$59,913.00
2023	7	12404	6864902	Code Enforcement Nuisance Abatement Program	15	LMA	\$53,855.00
2023	7	12404	6880452	Code Enforcement Nuisance Abatement Program	15	LMA	\$21,772.00
2023	7	12404	6887669	Code Enforcement Nuisance Abatement Program	15	LMA	\$21,772.00
2023	7	12404	6895674	Code Enforcement Nuisance Abatement Program	15	LMA	\$19,875.00
2023	7	12404	6910166	Code Enforcement Nuisance Abatement Program	15	LMA	\$20,177.00
2023	7	12404	6917509	Code Enforcement Nuisance Abatement Program	15	LMA	\$20,049.00
2023	7	12404	6931557	Code Enforcement Nuisance Abatement Program	15	LMA	\$43,587.00
2023	7	12412	6922089	Code Enforcement Program	15	LMA	\$7,825.00
2023	7	12419	6832920	Code Enforcement Program	15	LMA	\$10,367.00
2023	7	12419	6875283	Code Enforcement Program	15	LMA	\$18,400.00



Office of Community Planning and Development
 U.S. Department of Housing and Urban Development
 Integrated Disbursement and Information System
 PR26 - CDBG Financial Summary Report
 Program Year 2023
 LOS ANGELES COUNTY , CA

DATE: 09-25-24
 TIME: 13:28
 PAGE: 20

Plan Year	IDIS Project	IDIS Activity	Voucher Number	Activity Name	Matrix Code	National Objective	Drawn Amount
2023	7	12419	6887669	Code Enforcement Program	15	LMA	\$17,553.00
2023	7	12419	6901081	Code Enforcement Program	15	LMA	\$32,248.00
2023	7	12419	6927029	Code Enforcement Program	15	LMA	\$6,432.00
2023	7	12435	6867524	Code Enforcement - Fourth District	15	LMA	\$147,842.00
2023	7	12435	6883086	Code Enforcement - Fourth District	15	LMA	\$1,158.00
2023	7	12436	6867524	Code Enforcement - First District	15	LMA	\$155,914.00
2023	7	12436	6883086	Code Enforcement - First District	15	LMA	\$32,086.00
					15	Matrix Code	\$2,009,241.00
2022	3	12231	6869934	CORE Program - Commercial Improvements	17C	LMA	\$33,841.00
					17C	Matrix Code	\$33,841.00
2023	5	12333	6823000	East Los Angeles Farmer's Market	17D	LMA	\$20,104.00
2023	5	12333	6857033	East Los Angeles Farmer's Market	17D	LMA	\$8,563.00
2023	5	12333	6859800	East Los Angeles Farmer's Market	17D	LMA	\$16,969.00
2023	5	12333	6867506	East Los Angeles Farmer's Market	17D	LMA	\$9,693.00
2023	5	12333	6875280	East Los Angeles Farmer's Market	17D	LMA	\$6,469.00
2023	5	12333	6896275	East Los Angeles Farmer's Market	17D	LMA	\$7,158.00
2023	5	12333	6896715	East Los Angeles Farmer's Market	17D	LMA	\$6,119.00
2023	5	12333	6912227	East Los Angeles Farmer's Market	17D	LMA	\$8,672.00
2023	5	12333	6915524	East Los Angeles Farmer's Market	17D	LMA	\$16,869.00
2023	5	12333	6917508	East Los Angeles Farmer's Market	17D	LMA	\$12,953.00
					17D	Matrix Code	\$113,569.00
2023	5	12330	6890714	Job Creation and Business Incentive Loan Program	18A	LMJ	\$35,000.00
2023	5	12330	6905463	Job Creation and Business Incentive Loan Program	18A	LMJ	\$8,641.00
2023	5	12330	6915562	Job Creation and Business Incentive Loan Program	18A	LMJ	\$3,875.00
2023	5	12330	6929429	Job Creation and Business Incentive Loan Program	18A	LMJ	\$620.00
2023	5	12342	6857033	Grants for Small Business with Technical Assistance - 1st District	18A	LMJ	\$54,296.00
2023	5	12342	6880454	Grants for Small Business with Technical Assistance - 1st District	18A	LMJ	\$9,523.00
2023	5	12342	6896275	Grants for Small Business with Technical Assistance - 1st District	18A	LMJ	\$417,274.00
2023	5	12342	6922084	Grants for Small Business with Technical Assistance - 1st District	18A	LMJ	\$18,907.00
2023	5	12367	6869951	Downtown Neighborhood Business Workforce Augmentation Program	18A	LMJ	\$25,000.00
2023	5	12367	6890715	Downtown Neighborhood Business Workforce Augmentation Program	18A	LMJ	\$50,000.00
2023	5	12453	6846846	Job Creation & Business Incentive Loan Program	18A	LMJ	\$43,588.00
2023	5	12453	6846847	Job Creation & Business Incentive Loan Program	18A	LMJ	\$31,412.00
2023	5	12478	6934273	Small Business Assistance Program	18A	LMA	\$3,153.00
2023	5	12478	6935740	Small Business Assistance Program	18A	LMA	\$18,350.00
					18A	Matrix Code	\$719,639.00
2019	1	11409	6832904	Project Equity - East Los Angeles	18B	LMA	\$18,106.00
2019	1	11409	6846594	Project Equity - East Los Angeles	18B	LMA	\$36,861.00
2019	1	11409	6857030	Project Equity - East Los Angeles	18B	LMA	\$10,400.00
2019	1	11409	6872533	Project Equity - East Los Angeles	18B	LMA	\$4,212.00
2019	1	11409	6895651	Project Equity - East Los Angeles	18B	LMA	\$5,016.00
2019	1	11409	6907615	Project Equity - East Los Angeles	18B	LMA	\$4,211.00
2019	1	11409	6917500	Project Equity - East Los Angeles	18B	LMA	\$2,817.00
2019	1	11409	6929424	Project Equity - East Los Angeles	18B	LMA	\$1,791.00
2023	5	12381	6827760	Business Assistance Program	18B	LMA	\$6,433.00
2023	5	12381	6851167	Business Assistance Program	18B	LMA	\$3,606.00
2023	5	12381	6854740	Business Assistance Program	18B	LMA	\$3,520.00
2023	5	12381	6859807	Business Assistance Program	18B	LMA	\$3,318.00
2023	5	12381	6872542	Business Assistance Program	18B	LMA	\$5,181.00
2023	5	12381	6880456	Business Assistance Program	18B	LMA	\$3,254.00
2023	5	12381	6895674	Business Assistance Program	18B	LMA	\$3,533.00
2023	5	12381	6910166	Business Assistance Program	18B	LMA	\$2,663.00
2023	5	12381	6934273	Business Assistance Program	18B	LMA	\$7,244.00
					18B	Matrix Code	\$122,166.00
Total							\$19,497,991.69

LINE 27 DETAIL: ACTIVITIES INCLUDED IN THE COMPUTATION OF LINE 27

Plan Year	IDIS Project	IDIS Activity	Voucher Number	Activity to prevent, prepare for, and respond to Coronavirus	Activity Name	Grant Number	Fund Type	Matrix Code	National Objective	Drawn Amount
2019	1	11497	6917501	No	Shelter Operations Equipment Project	B19UC060505	EN	03T	LMC	\$4,523.00
2019	1	11497	6919440	No	Shelter Operations Equipment Project	B19UC060505	EN	03T	LMC	\$16,793.00
2019	1	11497	6922077	No	Shelter Operations Equipment Project	B19UC060505	EN	03T	LMC	\$1,066.00
2019	1	11497	6924627	No	Shelter Operations Equipment Project	B19UC060505	EN	03T	LMC	\$6,639.00
2019	1	11497	6929426	No	Shelter Operations Equipment Project	B19UC060505	EN	03T	LMC	\$1,372.00
2021	1	11944	6875279	No	Homeless Support Services and Outreach	B20UC060505	EN	03T	LMC	\$27,029.00
2021	1	11944	6877612	No	Homeless Support Services and Outreach	B20UC060505	EN	03T	LMC	\$5,930.00



Office of Community Planning and Development
 U.S. Department of Housing and Urban Development
 Integrated Disbursement and Information System
 PR26 - CDBG Financial Summary Report
 Program Year 2023
 LOS ANGELES COUNTY , CA

Plan Year	IDIS Project	IDIS Activity	Voucher Number	Activity to prevent, prepare for, and respond to Coronavirus	Activity Name	Grant Number	Fund Type	Matrix Code	National Objective	Drawn Amount	
2021	1	11944	6883075	No	Homeless Support Services and Outreach	B20UC060505	EN	03T	LMC	\$5,370.00	
2021	1	11944	6890718	No	Homeless Support Services and Outreach	B20UC060505	EN	03T	LMC	\$3,443.00	
2021	1	11944	6905435	No	Homeless Support Services and Outreach	B20UC060505	EN	03T	LMC	\$5,649.00	
2021	1	11944	6910161	No	Homeless Support Services and Outreach	B20UC060505	EN	03T	LMC	\$2,579.00	
2021	1	12028	6820355	No	Support Services for Imagine Village	B20UC060505	EN	03T	LMC	\$24,466.00	
2021	1	12028	6849718	No	Support Services for Imagine Village	B20UC060505	EN	03T	LMC	\$87,158.00	
2021	1	12028	6883075	No	Support Services for Imagine Village	B20UC060505	EN	03T	LMC	\$43.00	
2023	7	12391	6880456	No	Programs for the Homeless	B23UC060505	EN	03T	LMC	\$18,701.00	
2023	7	12391	6896020	No	Programs for the Homeless	B23UC060505	EN	03T	LMC	\$24,865.00	
2023	7	12431	6814455	No	S. Mark Taper Foundation Shelter Resource Bank	B22UC060505	EN	03T	LMC	\$44,417.00	
2023	7	12431	6823000	No	S. Mark Taper Foundation Shelter Resource Bank	B22UC060505	EN	03T	LMC	\$45,280.00	
2023	7	12431	6831000	No	S. Mark Taper Foundation Shelter Resource Bank	B22UC060505	EN	03T	LMC	\$45,219.00	
2023	7	12431	6837516	No	S. Mark Taper Foundation Shelter Resource Bank	B22UC060505	EN	03T	LMC	\$45,219.00	
2023	7	12431	6854725	No	S. Mark Taper Foundation Shelter Resource Bank	B22UC060505	EN	03T	LMC	\$44,605.00	
2023	7	12431	6859800	No	S. Mark Taper Foundation Shelter Resource Bank	B22UC060505	EN	03T	LMC	\$43,992.00	
2023	7	12431	6875280	No	S. Mark Taper Foundation Shelter Resource Bank	B22UC060505	EN	03T	LMC	\$45,573.00	
2023	7	12431	6883079	No	S. Mark Taper Foundation Shelter Resource Bank	B22UC060505	EN	03T	LMC	\$45,327.00	
2023	7	12431	6895668	No	S. Mark Taper Foundation Shelter Resource Bank	B22UC060505	EN	03T	LMC	\$45,118.00	
2023	7	12431	6903405	No	S. Mark Taper Foundation Shelter Resource Bank	B22UC060505	EN	03T	LMC	\$5,250.00	
								03T	Matrix Code		\$645,626.00
2023	7	12302	6804546	No	Senior Services Program	B23UC060505	PI	05A	LMC	\$432.00	
2023	7	12302	6823112	No	Senior Services Program	B23UC060505	EN	05A	LMC	\$1,519.00	
2023	7	12302	6827728	No	Senior Services Program	B23UC060505	EN	05A	LMC	\$2,597.00	
2023	7	12302	6835364	No	Senior Services Program	B23UC060505	EN	05A	LMC	\$1,844.00	
2023	7	12302	6841726	No	Senior Services Program	B23UC060505	EN	05A	LMC	\$1,853.00	
2023	7	12302	6851167	No	Senior Services Program	B23UC060505	EN	05A	LMC	\$1,660.00	
2023	7	12302	6864902	No	Senior Services Program	B23UC060505	EN	05A	LMC	\$1,264.00	
2023	7	12302	6877792	No	Senior Services Program	B23UC060505	EN	05A	LMC	\$3,660.00	
2023	7	12302	6885401	No	Senior Services Program	B23UC060505	EN	05A	LMC	\$2,449.00	
2023	7	12302	6899043	No	Senior Services Program	B23UC060505	EN	05A	LMC	\$1,872.00	
2023	7	12302	6907620	No	Senior Services Program	B23UC060505	EN	05A	LMC	\$1,519.00	
2023	7	12306	6823112	No	Congregate Meals Program	B23UC060505	EN	05A	LMC	\$255.00	
2023	7	12306	6827728	No	Congregate Meals Program	B23UC060505	EN	05A	LMC	\$231.00	
2023	7	12306	6832915	No	Congregate Meals Program	B23UC060505	EN	05A	LMC	\$1,633.00	
2023	7	12306	6846614	No	Congregate Meals Program	B23UC060505	EN	05A	LMC	\$13,278.00	
2023	7	12306	6854740	No	Congregate Meals Program	B23UC060505	EN	05A	LMC	\$7,146.00	
2023	7	12306	6862477	No	Congregate Meals Program	B23UC060505	EN	05A	LMC	\$5,199.00	
2023	7	12306	6875283	No	Congregate Meals Program	B23UC060505	EN	05A	LMC	\$4,760.00	
2023	7	12306	6893695	No	Congregate Meals Program	B23UC060505	EN	05A	LMC	\$5,353.00	
2023	7	12306	6895674	No	Congregate Meals Program	B23UC060505	EN	05A	LMC	\$567.00	
2023	7	12310	6827760	No	Senior Information and Referral	B23UC060505	EN	05A	LMC	\$3,356.00	
2023	7	12310	6849720	No	Senior Information and Referral	B23UC060505	EN	05A	LMC	\$2,248.00	
2023	7	12310	6864902	No	Senior Information and Referral	B23UC060505	EN	05A	LMC	\$1,109.00	
2023	7	12310	6869951	No	Senior Information and Referral	B23UC060505	EN	05A	LMC	\$644.00	
2023	7	12310	6883083	No	Senior Information and Referral	B23UC060505	EN	05A	LMC	\$1,803.00	
2023	7	12310	6890730	No	Senior Information and Referral	B23UC060505	EN	05A	LMC	\$840.00	
2023	7	12312	6827760	No	Senior Case Management	B23UC060505	EN	05A	LMC	\$945.00	
2023	7	12312	6849720	No	Senior Case Management	B23UC060505	EN	05A	LMC	\$1,335.00	
2023	7	12312	6864902	No	Senior Case Management	B23UC060505	EN	05A	LMC	\$473.00	
2023	7	12312	6869951	No	Senior Case Management	B23UC060505	EN	05A	LMC	\$213.00	
2023	7	12312	6883083	No	Senior Case Management	B23UC060505	EN	05A	LMC	\$2,158.00	
2023	7	12312	6903407	No	Senior Case Management	B23UC060505	EN	05A	LMC	\$1,737.00	
2023	7	12312	6912209	No	Senior Case Management	B23UC060505	PI	05A	LMC	\$548.00	
2023	7	12312	6934273	No	Senior Case Management	B23UC060505	EN	05A	LMC	\$2,591.00	
2023	7	12313	6827760	No	Senior Nutrition	B23UC060505	EN	05A	LMC	\$1,704.00	
2023	7	12313	6849720	No	Senior Nutrition	B23UC060505	EN	05A	LMC	\$2,800.00	
2023	7	12313	6864902	No	Senior Nutrition	B23UC060505	EN	05A	LMC	\$1,758.00	
2023	7	12313	6869951	No	Senior Nutrition	B23UC060505	EN	05A	LMC	\$1,839.00	
2023	7	12313	6883083	No	Senior Nutrition	B23UC060505	EN	05A	LMC	\$1,899.00	
2023	7	12316	6851157	No	Senior Empowerment Program - Union Pacific	B22UC060505	EN	05A	LMC	\$21,000.00	
2023	7	12316	6859800	No	Senior Empowerment Program - Union Pacific	B22UC060505	EN	05A	LMC	\$14,852.00	
2023	7	12316	6862469	No	Senior Empowerment Program - Union Pacific	B22UC060505	EN	05A	LMC	\$6,570.00	
2023	7	12316	6880454	No	Senior Empowerment Program - Union Pacific	B22UC060505	EN	05A	LMC	\$2,578.00	
2023	7	12324	6851157	No	Senior Empowerment Program - Walnut Park	B22UC060505	EN	05A	LMC	\$30,090.00	
2023	7	12324	6859800	No	Senior Empowerment Program - Walnut Park	B22UC060505	EN	05A	LMC	\$21,392.00	
2023	7	12324	6862469	No	Senior Empowerment Program - Walnut Park	B22UC060505	EN	05A	LMC	\$3,518.00	
2023	7	12324	6934266	No	Senior Empowerment Program - Walnut Park	B22UC060505	EN	05A	LMC	\$6,382.00	
2023	7	12326	6837521	No	Senior Social Services Program	B23UC060505	EN	05A	LMC	\$1,668.00	



Office of Community Planning and Development
 U.S. Department of Housing and Urban Development
 Integrated Disbursement and Information System
 PR26 - CDBG Financial Summary Report
 Program Year 2023
 LOS ANGELES COUNTY , CA

DATE: 09-25-24
 TIME: 13:28
 PAGE: 22

Plan Year	IDIS Project	IDIS Activity	Voucher Number	Activity to prevent, prepare for, and respond to Coronavirus	Activity Name	Grant Number	Fund Type	Matrix Code	National Objective	Drawn Amount
2023	7	12326	6841726	No	Senior Social Services Program	B23UC060505	EN	05A	LMC	\$1,668.00
2023	7	12326	6859807	No	Senior Social Services Program	B23UC060505	PI	05A	LMC	\$1,666.00
2023	7	12326	6885401	No	Senior Social Services Program	B23UC060505	EN	05A	LMC	\$1,666.00
2023	7	12326	6910165	No	Senior Social Services Program	B23UC060505	EN	05A	LMC	\$1,666.00
2023	7	12326	6915562	No	Senior Social Services Program	B23UC060505	PI	05A	LMC	\$833.00
2023	7	12341	6825140	No	Senior Citizen Meal Program	B23UC060505	PI	05A	LMC	\$8,283.00
2023	7	12341	6827760	No	Senior Citizen Meal Program	B23UC060505	EN	05A	LMC	\$194.00
2023	7	12345	6823112	No	DPR - Senior Program (Belvedere Park)	B23UC060505	EN	05A	LMC	\$3,465.00
2023	7	12345	6830552	No	DPR - Senior Program (Belvedere Park)	B23UC060505	PI	05A	LMC	\$2,912.00
2023	7	12345	6841726	No	DPR - Senior Program (Belvedere Park)	B23UC060505	EN	05A	LMC	\$2,554.00
2023	7	12345	6849720	No	DPR - Senior Program (Belvedere Park)	B23UC060505	EN	05A	LMC	\$2,882.00
2023	7	12345	6857042	No	DPR - Senior Program (Belvedere Park)	B23UC060505	EN	05A	LMC	\$2,777.00
2023	7	12345	6880455	No	DPR - Senior Program (Belvedere Park)	B23UC060505	EN	05A	LMC	\$2,807.00
2023	7	12345	6915562	No	DPR - Senior Program (Belvedere Park)	B23UC060505	PI	05A	LMC	\$1,603.00
2023	7	12346	6823112	No	DPR - Senior Program (Salazar Park)	B23UC060505	EN	05A	LMC	\$8,290.00
2023	7	12346	6827760	No	DPR - Senior Program (Salazar Park)	B23UC060505	EN	05A	LMC	\$8,945.00
2023	7	12346	6841726	No	DPR - Senior Program (Salazar Park)	B23UC060505	EN	05A	LMC	\$8,945.00
2023	7	12346	6849720	No	DPR - Senior Program (Salazar Park)	B23UC060505	EN	05A	LMC	\$10,981.00
2023	7	12346	6857042	No	DPR - Senior Program (Salazar Park)	B23UC060505	EN	05A	LMC	\$11,603.00
2023	7	12346	6880455	No	DPR - Senior Program (Salazar Park)	B23UC060505	EN	05A	LMC	\$7,135.00
2023	7	12346	6887669	No	DPR - Senior Program (Salazar Park)	B23UC060505	EN	05A	LMC	\$1,146.00
2023	7	12346	6895674	No	DPR - Senior Program (Salazar Park)	B23UC060505	EN	05A	LMC	\$2,814.00
2023	7	12346	6915534	No	DPR - Senior Program (Salazar Park)	B23UC060505	EN	05A	LMC	\$519.00
2023	7	12346	6927029	No	DPR - Senior Program (Salazar Park)	B23UC060505	EN	05A	LMC	\$4,050.00
2023	7	12347	6823112	No	DPR - Senior Program (Valleydale Park)	B23UC060505	EN	05A	LMC	\$114.00
2023	7	12347	6827760	No	DPR - Senior Program (Valleydale Park)	B23UC060505	EN	05A	LMC	\$2,598.00
2023	7	12347	6841726	No	DPR - Senior Program (Valleydale Park)	B23UC060505	EN	05A	LMC	\$1,629.00
2023	7	12347	6849720	No	DPR - Senior Program (Valleydale Park)	B23UC060505	EN	05A	LMC	\$1,762.00
2023	7	12347	6857042	No	DPR - Senior Program (Valleydale Park)	B23UC060505	EN	05A	LMC	\$1,774.00
2023	7	12347	6880455	No	DPR - Senior Program (Valleydale Park)	B23UC060505	EN	05A	LMC	\$4,902.00
2023	7	12347	6887669	No	DPR - Senior Program (Valleydale Park)	B23UC060505	EN	05A	LMC	\$4,001.00
2023	7	12347	6895674	No	DPR - Senior Program (Valleydale Park)	B23UC060505	EN	05A	LMC	\$618.00
2023	7	12347	6927029	No	DPR - Senior Program (Valleydale Park)	B23UC060505	EN	05A	LMC	\$6,309.00
2023	7	12348	6841707	No	DPR - Senior Program (Sunshine Park)	B23UC060505	EN	05A	LMC	\$1,564.00
2023	7	12348	6849720	No	DPR - Senior Program (Sunshine Park)	B23UC060505	EN	05A	LMC	\$3,204.00
2023	7	12348	6857042	No	DPR - Senior Program (Sunshine Park)	B23UC060505	EN	05A	LMC	\$1,771.00
2023	7	12348	6880455	No	DPR - Senior Program (Sunshine Park)	B23UC060505	EN	05A	LMC	\$2,007.00
2023	7	12348	6887669	No	DPR - Senior Program (Sunshine Park)	B23UC060505	EN	05A	LMC	\$2,198.00
2023	7	12348	6895674	No	DPR - Senior Program (Sunshine Park)	B23UC060505	EN	05A	LMC	\$1,566.00
2023	7	12348	6905463	No	DPR - Senior Program (Sunshine Park)	B23UC060505	EN	05A	LMC	\$2,232.00
2023	7	12348	6915562	No	DPR - Senior Program (Sunshine Park)	B23UC060505	PI	05A	LMC	\$3,820.00
2023	7	12348	6927029	No	DPR - Senior Program (Sunshine Park)	B23UC060505	EN	05A	LMC	\$193.00
2023	7	12349	6823112	No	DPR - Senior Program (Carolyn Rosas Park)	B23UC060505	EN	05A	LMC	\$1,416.00
2023	7	12349	6827760	No	DPR - Senior Program (Carolyn Rosas Park)	B23UC060505	EN	05A	LMC	\$1,919.00
2023	7	12349	6841707	No	DPR - Senior Program (Carolyn Rosas Park)	B23UC060505	EN	05A	LMC	\$1,680.00
2023	7	12349	6849720	No	DPR - Senior Program (Carolyn Rosas Park)	B23UC060505	EN	05A	LMC	\$2,539.00
2023	7	12349	6857042	No	DPR - Senior Program (Carolyn Rosas Park)	B23UC060505	EN	05A	LMC	\$1,505.00
2023	7	12349	6880455	No	DPR - Senior Program (Carolyn Rosas Park)	B23UC060505	EN	05A	LMC	\$2,143.00
2023	7	12349	6887669	No	DPR - Senior Program (Carolyn Rosas Park)	B23UC060505	EN	05A	LMC	\$1,464.00
2023	7	12349	6895674	No	DPR - Senior Program (Carolyn Rosas Park)	B23UC060505	EN	05A	LMC	\$1,924.00
2023	7	12349	6905463	No	DPR - Senior Program (Carolyn Rosas Park)	B23UC060505	EN	05A	LMC	\$337.00
2023	7	12349	6915562	No	DPR - Senior Program (Carolyn Rosas Park)	B23UC060505	PI	05A	LMC	\$1,116.00
2023	7	12349	6927029	No	DPR - Senior Program (Carolyn Rosas Park)	B23UC060505	EN	05A	LMC	\$2,255.00
2023	7	12350	6823112	No	DPR - Senior Program (Pathfinder Park)	B23UC060505	EN	05A	LMC	\$789.00
2023	7	12350	6827760	No	DPR - Senior Program (Pathfinder Park)	B23UC060505	EN	05A	LMC	\$2,472.00
2023	7	12350	6841707	No	DPR - Senior Program (Pathfinder Park)	B23UC060505	EN	05A	LMC	\$114.00
2023	7	12350	6849720	No	DPR - Senior Program (Pathfinder Park)	B23UC060505	EN	05A	LMC	\$1,359.00
2023	7	12350	6857042	No	DPR - Senior Program (Pathfinder Park)	B23UC060505	EN	05A	LMC	\$3,120.00
2023	7	12350	6880455	No	DPR - Senior Program (Pathfinder Park)	B23UC060505	EN	05A	LMC	\$7,056.00
2023	7	12350	6887669	No	DPR - Senior Program (Pathfinder Park)	B23UC060505	EN	05A	LMC	\$2,605.00
2023	7	12350	6895674	No	DPR - Senior Program (Pathfinder Park)	B23UC060505	EN	05A	LMC	\$2,028.00
2023	7	12350	6905463	No	DPR - Senior Program (Pathfinder Park)	B23UC060505	EN	05A	LMC	\$330.00
2023	7	12350	6915562	No	DPR - Senior Program (Pathfinder Park)	B23UC060505	PI	05A	LMC	\$2,220.00
2023	7	12350	6927029	No	DPR - Senior Program (Pathfinder Park)	B23UC060505	EN	05A	LMC	\$1,392.00
2023	7	12351	6827760	No	DPR - Senior Program (Hacienda Heights Community Center)	B23UC060505	EN	05A	LMC	\$4,681.00
2023	7	12351	6841707	No	DPR - Senior Program (Hacienda Heights Community Center)	B23UC060505	EN	05A	LMC	\$3,177.00
2023	7	12351	6849724	No	DPR - Senior Program (Hacienda Heights Community Center)	B23UC060505	EN	05A	LMC	\$2,594.00
2023	7	12351	6857042	No	DPR - Senior Program (Hacienda Heights Community Center)	B23UC060505	EN	05A	LMC	\$2,257.00



Office of Community Planning and Development
 U.S. Department of Housing and Urban Development
 Integrated Disbursement and Information System
 PR26 - CDBG Financial Summary Report
 Program Year 2023
 LOS ANGELES COUNTY , CA

DATE: 09-25-24
 TIME: 13:28
 PAGE: 23

Plan Year	IDIS Project	IDIS Activity	Voucher Number	Activity to prevent, prepare for, and respond to Coronavirus	Activity Name	Grant Number	Fund Type	Matrix Code	National Objective	Drawn Amount
2023	7	12351	6880455	No	DPR - Senior Program (Hacienda Heights Community Center)	B23UC060505	EN	05A	LMC	\$3,145.00
2023	7	12351	6887669	No	DPR - Senior Program (Hacienda Heights Community Center)	B23UC060505	EN	05A	LMC	\$2,468.00
2023	7	12351	6895674	No	DPR - Senior Program (Hacienda Heights Community Center)	B23UC060505	EN	05A	LMC	\$2,240.00
2023	7	12351	6905463	No	DPR - Senior Program (Hacienda Heights Community Center)	B23UC060505	EN	05A	LMC	\$100.00
2023	7	12351	6915534	No	DPR - Senior Program (Hacienda Heights Community Center)	B23UC060505	EN	05A	LMC	\$150.00
2023	7	12351	6927029	No	DPR - Senior Program (Hacienda Heights Community Center)	B23UC060505	EN	05A	LMC	\$2,972.00
2023	7	12370	6841707	No	DPR - Senior Programs (City Terrace Park)	B23UC060505	EN	05A	LMC	\$6,423.00
2023	7	12370	6849724	No	DPR - Senior Programs (City Terrace Park)	B23UC060505	EN	05A	LMC	\$3,450.00
2023	7	12370	6857042	No	DPR - Senior Programs (City Terrace Park)	B23UC060505	EN	05A	LMC	\$3,517.00
2023	7	12370	6880455	No	DPR - Senior Programs (City Terrace Park)	B23UC060505	EN	05A	LMC	\$5,136.00
2023	7	12370	6895674	No	DPR - Senior Programs (City Terrace Park)	B23UC060505	EN	05A	LMC	\$1,001.00
2023	7	12370	6905463	No	DPR - Senior Programs (City Terrace Park)	B23UC060505	EN	05A	LMC	\$200.00
2023	7	12370	6917509	No	DPR - Senior Programs (City Terrace Park)	B23UC060505	EN	05A	LMC	\$520.00
2023	7	12370	6927029	No	DPR - Senior Programs (City Terrace Park)	B23UC060505	EN	05A	LMC	\$1,961.00
2023	7	12374	6825162	No	Senior Referral and Case Management	B23UC060505	EN	05A	LMC	\$3,354.00
2023	7	12374	6844188	No	Senior Referral and Case Management	B23UC060505	EN	05A	LMC	\$7,638.00
2023	7	12374	6862477	No	Senior Referral and Case Management	B23UC060505	EN	05A	LMC	\$1,394.00
2023	7	12374	6880456	No	Senior Referral and Case Management	B23UC060505	EN	05A	LMC	\$2,781.00
2023	7	12374	6899043	No	Senior Referral and Case Management	B23UC060505	EN	05A	LMC	\$1,046.00
2023	7	12374	6931557	No	Senior Referral and Case Management	B23UC060505	EN	05A	LMC	\$9,907.00
2023	7	12384	6820816	No	Senior Activities	B23UC060505	PI	05A	LMC	\$14,255.00
2023	7	12384	6827760	No	Senior Activities	B23UC060505	EN	05A	LMC	\$6,294.00
2023	7	12384	6844188	No	Senior Activities	B23UC060505	EN	05A	LMC	\$6,750.00
2023	7	12384	6851167	No	Senior Activities	B23UC060505	EN	05A	LMC	\$6,310.00
2023	7	12384	6862481	No	Senior Activities	B23UC060505	EN	05A	LMC	\$5,137.00
2023	7	12384	6872542	No	Senior Activities	B23UC060505	EN	05A	LMC	\$5,098.00
2023	7	12384	6885401	No	Senior Activities	B23UC060505	EN	05A	LMC	\$10,915.00
2023	7	12384	6907620	No	Senior Activities	B23UC060505	EN	05A	LMC	\$284.00
2023	7	12386	6825162	No	Lifeline Personal Response System	B23UC060505	EN	05A	LMC	\$4,151.00
2023	7	12386	6844188	No	Lifeline Personal Response System	B23UC060505	EN	05A	LMC	\$1,482.00
2023	7	12386	6846621	No	Lifeline Personal Response System	B23UC060505	EN	05A	LMC	\$2,059.00
2023	7	12386	6862481	No	Lifeline Personal Response System	B23UC060505	EN	05A	LMC	\$1,482.00
2023	7	12386	6872542	No	Lifeline Personal Response System	B23UC060505	EN	05A	LMC	\$2,214.00
2023	7	12386	6877792	No	Lifeline Personal Response System	B23UC060505	EN	05A	LMC	\$1,051.00
2023	7	12386	6890730	No	Lifeline Personal Response System	B23UC060505	EN	05A	LMC	\$741.00
2023	7	12386	6905463	No	Lifeline Personal Response System	B23UC060505	EN	05A	LMC	\$310.00
2023	7	12386	6915534	No	Lifeline Personal Response System	B23UC060505	EN	05A	LMC	\$2,136.00
2023	7	12386	6929429	No	Lifeline Personal Response System	B23UC060505	EN	05A	LMC	\$4,199.00
2023	7	12388	6827760	No	Senior Food Distribution	B23UC060505	EN	05A	LMC	\$4,708.00
2023	7	12388	6864902	No	Senior Food Distribution	B23UC060505	EN	05A	LMC	\$4,973.00
2023	7	12388	6887669	No	Senior Food Distribution	B23UC060505	EN	05A	LMC	\$4,238.00
2023	7	12388	6910166	No	Senior Food Distribution	B23UC060505	EN	05A	LMC	\$3,220.00
2023	7	12390	6823112	No	Information and Referral Services for Senior Citizens	B23UC060505	EN	05A	LMC	\$1,956.00
2023	7	12390	6832920	No	Information and Referral Services for Senior Citizens	B23UC060505	EN	05A	LMC	\$1,956.00
2023	7	12390	6846621	No	Information and Referral Services for Senior Citizens	B23UC060505	EN	05A	LMC	\$1,956.00
2023	7	12390	6854740	No	Information and Referral Services for Senior Citizens	B23UC060505	EN	05A	LMC	\$1,716.00
2023	7	12390	6862481	No	Information and Referral Services for Senior Citizens	B23UC060505	EN	05A	LMC	\$1,852.00
2023	7	12390	6875283	No	Information and Referral Services for Senior Citizens	B23UC060505	EN	05A	LMC	\$1,956.00
2023	7	12390	6893698	No	Information and Referral Services for Senior Citizens	B23UC060505	EN	05A	LMC	\$51.00
2023	7	12390	6895674	No	Information and Referral Services for Senior Citizens	B23UC060505	EN	05A	LMC	\$3,912.00
2023	7	12390	6905467	No	Information and Referral Services for Senior Citizens	B23UC060505	EN	05A	LMC	\$1,963.00
2023	7	12390	6912209	No	Information and Referral Services for Senior Citizens	B23UC060505	PI	05A	LMC	\$1,956.00
2023	7	12390	6934273	No	Information and Referral Services for Senior Citizens	B23UC060505	EN	05A	LMC	\$822.00
2023	7	12392	6844188	No	Senior Programming	B23UC060505	EN	05A	LMC	\$13,904.00
2023	7	12392	6851328	No	Senior Programming	B23UC060505	EN	05A	LMC	\$4,482.00
2023	7	12392	6862481	No	Senior Programming	B23UC060505	EN	05A	LMC	\$2,668.00
2023	7	12392	6872542	No	Senior Programming	B23UC060505	EN	05A	LMC	\$1,363.00
2023	7	12392	6885401	No	Senior Programming	B23UC060505	EN	05A	LMC	\$738.00
2023	7	12392	6896276	No	Senior Programming	B23UC060505	EN	05A	LMC	\$1,690.00
2023	7	12392	6910166	No	Senior Programming	B23UC060505	EN	05A	LMC	\$2,681.00
2023	7	12392	6917509	No	Senior Programming	B23UC060505	EN	05A	LMC	\$3,541.00
2023	7	12392	6934273	No	Senior Programming	B23UC060505	EN	05A	LMC	\$5,204.00
2023	7	12394	6814430	No	Housing Alternatives for Seniors	B22UC060505	EN	05A	LMC	\$4,708.00
2023	7	12394	6827758	No	Housing Alternatives for Seniors	B22UC060505	EN	05A	LMC	\$2,354.00
2023	7	12394	6835362	No	Housing Alternatives for Seniors	B22UC060505	EN	05A	LMC	\$2,354.00
2023	7	12394	6846600	No	Housing Alternatives for Seniors	B22UC060505	EN	05A	LMC	\$2,158.00
2023	7	12394	6903405	No	Housing Alternatives for Seniors	B22UC060505	EN	05A	LMC	\$2,877.00
2023	7	12394	6912227	No	Housing Alternatives for Seniors	B22UC060505	EN	05A	LMC	\$7,923.00



Office of Community Planning and Development
 U.S. Department of Housing and Urban Development
 Integrated Disbursement and Information System
 PR26 - CDBG Financial Summary Report
 Program Year 2023
 LOS ANGELES COUNTY , CA

DATE: 09-25-24
 TIME: 13:28
 PAGE: 24

Plan Year	IDIS Project	IDIS Activity	Voucher Number	Activity to prevent, prepare for, and respond to Coronavirus	Activity Name	Grant Number	Fund Type	Matrix Code	National Objective	Drawn Amount
2023	7	12394	6927172	No	Housing Alternatives for Seniors	B22UC060505	EN	05A	LMC	\$3,865.00
2023	7	12403	6844188	No	Senior Hot Lunch Program	B23UC060505	EN	05A	LMC	\$943.00
2023	7	12403	6846621	No	Senior Hot Lunch Program	B23UC060505	EN	05A	LMC	\$4,035.00
2023	7	12403	6851167	No	Senior Hot Lunch Program	B23UC060505	EN	05A	LMC	\$1,364.00
2023	7	12403	6885401	No	Senior Hot Lunch Program	B23UC060505	EN	05A	LMC	\$3,408.00
2023	7	12403	6934273	No	Senior Hot Lunch Program	B23UC060505	EN	05A	LMC	\$3,701.00
2023	7	12406	6825162	No	Senior Services	B23UC060505	EN	05A	LMC	\$5,594.00
2023	7	12406	6827743	No	Senior Services	B23UC060505	EN	05A	LMC	\$5,373.00
2023	7	12406	6827760	No	Senior Services	B23UC060505	EN	05A	LMC	\$4,990.00
2023	7	12406	6837521	No	Senior Services	B23UC060505	EN	05A	LMC	\$5,628.00
2023	7	12406	6862481	No	Senior Services	B23UC060505	EN	05A	LMC	\$9,190.00
2023	7	12406	6867524	No	Senior Services	B23UC060505	EN	05A	LMC	\$5,411.00
2023	7	12406	6875283	No	Senior Services	B23UC060505	EN	05A	LMC	\$3,961.00
2023	7	12406	6893698	No	Senior Services	B23UC060505	EN	05A	LMC	\$5,799.00
2023	7	12406	6901081	No	Senior Services	B23UC060505	EN	05A	LMC	\$5,921.00
2023	7	12406	6922089	No	Senior Services	B23UC060505	EN	05A	LMC	\$5,496.00
2023	7	12406	6934273	No	Senior Services	B23UC060505	EN	05A	LMC	\$4,656.00
2023	7	12414	6915562	No	Paramedic Membership Program (PMP) Senior Subsidy	B23UC060505	PI	05A	LMC	\$2,897.00
2023	7	12433	6849724	No	Senior Citizen Activities	B23UC060505	EN	05A	LMC	\$7,275.00
2023	7	12433	6862481	No	Senior Citizen Activities	B23UC060505	EN	05A	LMC	\$3,638.00
2023	7	12433	6880456	No	Senior Citizen Activities	B23UC060505	EN	05A	LMC	\$2,249.00
2023	7	12433	6885401	No	Senior Citizen Activities	B23UC060505	EN	05A	LMC	\$3,374.00
2023	7	12433	6929429	No	Senior Citizen Activities	B23UC060505	EN	05A	LMC	\$4,072.00
2023	7	12433	6931557	No	Senior Citizen Activities	B23UC060505	EN	05A	LMC	\$2,511.00
2023	7	12455	6846621	No	Senior Case Management	B23UC060505	EN	05A	LMC	\$1,938.00
2023	7	12455	6847815	No	Senior Case Management	B23UC060505	EN	05A	LMC	\$5,281.00
2023	7	12455	6859807	No	Senior Case Management	B23UC060505	PI	05A	LMC	\$1,875.00
2023	7	12455	6875283	No	Senior Case Management	B23UC060505	EN	05A	LMC	\$2,184.00
2023	7	12455	6885401	No	Senior Case Management	B23UC060505	EN	05A	LMC	\$1,500.00
2023	7	12455	6899043	No	Senior Case Management	B23UC060505	EN	05A	LMC	\$3,338.00
2023	7	12455	6917509	No	Senior Case Management	B23UC060505	EN	05A	LMC	\$2,025.00
2023	7	12468	6835361	No	Senior Meal Program	B21UC060505	EN	05A	LMC	\$3,192.00
2023	7	12468	6869933	No	Senior Meal Program	B21UC060505	EN	05A	LMC	\$7,585.00
2023	7	12468	6885392	No	Senior Meal Program	B21UC060505	EN	05A	LMC	\$7,895.00
2023	7	12472	6854723	No	Senior Outreach Program	B20UC060505	EN	05A	LMC	\$1,199.00
2023	7	12472	6875279	No	Senior Outreach Program	B20UC060505	EN	05A	LMC	\$499.00
2023	7	12472	6898725	No	Senior Outreach Program	B20UC060505	EN	05A	LMC	\$954.00
2023	7	12472	6917503	No	Senior Outreach Program	B20UC060505	EN	05A	LMC	\$4,613.00
2023	7	12472	6935736	No	Senior Outreach Program	B20UC060505	EN	05A	LMC	\$600.00
										\$773,479.00
2023	7	12423	6809857	No	Senior & Disabled Services Program	B23UC060505	PI	05B	LMC	\$1,084.00
2023	7	12423	6831001	No	Senior & Disabled Services Program	B23UC060505	PI	05B	LMC	\$2,068.00
2023	7	12423	6832920	No	Senior & Disabled Services Program	B23UC060505	EN	05B	LMC	\$2,485.00
2023	7	12423	6841707	No	Senior & Disabled Services Program	B23UC060505	EN	05B	LMC	\$1,007.00
2023	7	12423	6854740	No	Senior & Disabled Services Program	B23UC060505	EN	05B	LMC	\$1,687.00
2023	7	12423	6862481	No	Senior & Disabled Services Program	B23UC060505	EN	05B	LMC	\$2,875.00
2023	7	12423	6869951	No	Senior & Disabled Services Program	B23UC060505	EN	05B	LMC	\$2,149.00
2023	7	12423	6890730	No	Senior & Disabled Services Program	B23UC060505	EN	05B	LMC	\$904.00
2023	7	12423	6899043	No	Senior & Disabled Services Program	B23UC060505	EN	05B	LMC	\$3,875.00
2023	7	12423	6910166	No	Senior & Disabled Services Program	B23UC060505	EN	05B	LMC	\$2,409.00
2023	7	12423	6922089	No	Senior & Disabled Services Program	B23UC060505	EN	05B	LMC	\$3,635.00
2023	7	12423	6931557	No	Senior & Disabled Services Program	B23UC060505	EN	05B	LMC	\$3,534.00
										\$27,712.00
2021	1	11958	6867500	Yes	COVID-19 Boys and Girls Club Programming	B19UC060505	EN	05D	LMC	\$13,741.00
2021	1	11958	6887657	Yes	COVID-19 Boys and Girls Club Programming	B19UC060505	EN	05D	LMC	\$3,300.00
2023	7	12308	6804388	No	Bright Futures Scholars Program	B22UC060505	EN	05D	LMC	\$7,137.00
2023	7	12308	6814430	No	Bright Futures Scholars Program	B22UC060505	EN	05D	LMC	\$7,137.00
2023	7	12308	6827758	No	Bright Futures Scholars Program	B22UC060505	EN	05D	LMC	\$7,146.00
2023	7	12308	6839290	No	Bright Futures Scholars Program	B22UC060505	EN	05D	LMC	\$7,137.00
2023	7	12308	6849719	No	Bright Futures Scholars Program	B22UC060505	EN	05D	LMC	\$7,137.00
2023	7	12308	6857033	No	Bright Futures Scholars Program	B22UC060505	EN	05D	LMC	\$7,137.00
2023	7	12308	6869934	No	Bright Futures Scholars Program	B22UC060505	EN	05D	LMC	\$7,229.00
2023	7	12308	6883079	No	Bright Futures Scholars Program	B22UC060505	EN	05D	LMC	\$7,143.00
2023	7	12308	6893694	No	Bright Futures Scholars Program	B22UC060505	EN	05D	LMC	\$2,685.00
2023	7	12317	6851157	No	Youth Development Program - Union Pacific	B22UC060505	EN	05D	LMC	\$5,954.00
2023	7	12317	6859800	No	Youth Development Program - Union Pacific	B22UC060505	EN	05D	LMC	\$12,476.00
2023	7	12317	6862469	No	Youth Development Program - Union Pacific	B22UC060505	EN	05D	LMC	\$6,233.00
2023	7	12317	6880454	No	Youth Development Program - Union Pacific	B22UC060505	EN	05D	LMC	\$5,132.00



Office of Community Planning and Development
 U.S. Department of Housing and Urban Development
 Integrated Disbursement and Information System
 PR26 - CDBG Financial Summary Report
 Program Year 2023
 LOS ANGELES COUNTY , CA

DATE: 09-25-24
 TIME: 13:28
 PAGE: 25

Plan Year	IDIS Project	IDIS Activity	Voucher Number	Activity to prevent, prepare for, and respond to Coronavirus	Activity Name	Grant Number	Fund Type	Matrix Code	National Objective	Drawn Amount
2023	7	12317	6883079	No	Youth Development Program - Union Pacific	B22UC060505	EN	05D	LMC	\$2,804.00
2023	7	12317	6896275	No	Youth Development Program - Union Pacific	B22UC060505	EN	05D	LMC	\$2,884.00
2023	7	12317	6931554	No	Youth Development Program - Union Pacific	B22UC060505	EN	05D	LMC	\$6,001.00
2023	7	12317	6935737	No	Youth Development Program - Union Pacific	B22UC060505	EN	05D	LMC	\$2,829.00
2023	7	12322	6844188	No	Youth Scholarship Program	B23UC060505	EN	05D	LMC	\$2,865.00
2023	7	12322	6851167	No	Youth Scholarship Program	B23UC060505	EN	05D	LMC	\$749.00
2023	7	12322	6883083	No	Youth Scholarship Program	B23UC060505	EN	05D	LMC	\$198.00
2023	7	12322	6919450	No	Youth Scholarship Program	B23UC060505	EN	05D	LMC	\$3,455.00
2023	7	12334	6887669	No	South Whittier/Los Nietos Before and/or After-School Programming	B23UC060505	EN	05D	LMC	\$8,580.00
2023	7	12334	6895674	No	South Whittier/Los Nietos Before and/or After-School Programming	B23UC060505	EN	05D	LMC	\$20,472.00
2023	7	12334	6935740	No	South Whittier/Los Nietos Before and/or After-School Programming	B23UC060505	EN	05D	LMC	\$70,632.00
2023	7	12336	6809716	No	Youth Institute for Carmelitos	B22UC060505	EN	05D	LMC	\$16,078.00
2023	7	12336	6817019	No	Youth Institute for Carmelitos	B22UC060505	EN	05D	LMC	\$14,297.00
2023	7	12336	6835362	No	Youth Institute for Carmelitos	B22UC060505	EN	05D	LMC	\$3,766.00
2023	7	12336	6849719	No	Youth Institute for Carmelitos	B22UC060505	EN	05D	LMC	\$8,860.00
2023	7	12336	6859800	No	Youth Institute for Carmelitos	B22UC060505	EN	05D	LMC	\$4,190.00
2023	7	12336	6877618	No	Youth Institute for Carmelitos	B22UC060505	EN	05D	LMC	\$2,686.00
2023	7	12336	6885397	No	Youth Institute for Carmelitos	B22UC060505	EN	05D	LMC	\$3,554.00
2023	7	12336	6896275	No	Youth Institute for Carmelitos	B22UC060505	EN	05D	LMC	\$3,999.00
2023	7	12336	6907617	No	Youth Institute for Carmelitos	B22UC060505	EN	05D	LMC	\$3,376.00
2023	7	12336	6917508	No	Youth Institute for Carmelitos	B22UC060505	EN	05D	LMC	\$3,824.00
2023	7	12336	6924632	No	Youth Institute for Carmelitos	B22UC060505	EN	05D	LMC	\$11,481.00
2023	7	12352	6851157	No	Youth Program-Walnut Park	B22UC060505	EN	05D	LMC	\$10,209.00
2023	7	12352	6859800	No	Youth Program-Walnut Park	B22UC060505	EN	05D	LMC	\$10,295.00
2023	7	12352	6864897	No	Youth Program-Walnut Park	B22UC060505	EN	05D	LMC	\$4,931.00
2023	7	12352	6880454	No	Youth Program-Walnut Park	B22UC060505	EN	05D	LMC	\$5,213.00
2023	7	12352	6883079	No	Youth Program-Walnut Park	B22UC060505	EN	05D	LMC	\$5,699.00
2023	7	12352	6896275	No	Youth Program-Walnut Park	B22UC060505	EN	05D	LMC	\$8,059.00
2023	7	12352	6931554	No	Youth Program-Walnut Park	B22UC060505	EN	05D	LMC	\$10,594.00
2023	7	12352	6934266	No	Youth Program-Walnut Park	B22UC060505	EN	05D	LMC	\$13,372.00
2023	7	12365	6825159	No	Camp Commerce	B23UC060505	PI	05D	LMC	\$8,400.00
2023	7	12368	6877618	No	E-Sports and Facility Improvements - South Whittier	B22UC060505	EN	05D	LMC	\$22,339.00
2023	7	12368	6883079	No	E-Sports and Facility Improvements - South Whittier	B22UC060505	EN	05D	LMC	\$5,313.00
2023	7	12368	6895668	No	E-Sports and Facility Improvements - South Whittier	B22UC060505	EN	05D	LMC	\$5,945.00
2023	7	12368	6935737	No	E-Sports and Facility Improvements - South Whittier	B22UC060505	EN	05D	LMC	\$6,005.00
2023	7	12395	6807373	No	Topanga Youth Services	B22UC060505	EN	05D	LMC	\$1,106.00
2023	7	12395	6820531	No	Topanga Youth Services	B22UC060505	EN	05D	LMC	\$701.00
2023	7	12395	6832911	No	Topanga Youth Services	B22UC060505	EN	05D	LMC	\$1,330.00
2023	7	12395	6844185	No	Topanga Youth Services	B22UC060505	EN	05D	LMC	\$1,408.00
2023	7	12395	6851157	No	Topanga Youth Services	B22UC060505	EN	05D	LMC	\$794.00
2023	7	12395	6862469	No	Topanga Youth Services	B22UC060505	EN	05D	LMC	\$2,866.00
2023	7	12395	6872536	No	Topanga Youth Services	B22UC060505	EN	05D	LMC	\$2,975.00
2023	7	12395	6883079	No	Topanga Youth Services	B22UC060505	EN	05D	LMC	\$2,198.00
2023	7	12395	6895668	No	Topanga Youth Services	B22UC060505	EN	05D	LMC	\$2,890.00
2023	7	12395	6907617	No	Topanga Youth Services	B22UC060505	EN	05D	LMC	\$5,148.00
2023	7	12409	6867524	No	Youth Scholarship Program	B23UC060505	EN	05D	LMC	\$2,676.00
2023	7	12409	6935740	No	Youth Scholarship Program	B23UC060505	EN	05D	LMC	\$3,767.00
2023	7	12446	6862481	No	TEEN Program	B23UC060505	EN	05D	LMC	\$12,880.00
2023	7	12446	6877792	No	TEEN Program	B23UC060505	EN	05D	LMC	\$1,945.00
2023	7	12446	6880452	No	TEEN Program	B23UC060505	PI	05D	LMC	\$5,301.58
2023	7	12446	6880456	No	TEEN Program	B23UC060505	EN	05D	LMC	\$3,171.42
2023	7	12446	6915534	No	TEEN Program	B23UC060505	EN	05D	LMC	\$4,702.00
								05D	Matrix Code	\$476,537.00
2023	7	12323	6809716	No	Domestic Violence Crisis Shelter Services	B22UC060505	EN	05G	LMC	\$2,911.00
2023	7	12323	6820531	No	Domestic Violence Crisis Shelter Services	B22UC060505	EN	05G	LMC	\$4,436.00
2023	7	12323	6835362	No	Domestic Violence Crisis Shelter Services	B22UC060505	EN	05G	LMC	\$2,694.00
2023	7	12323	6841705	No	Domestic Violence Crisis Shelter Services	B22UC060505	EN	05G	LMC	\$2,926.00
2023	7	12323	6851157	No	Domestic Violence Crisis Shelter Services	B22UC060505	EN	05G	LMC	\$2,951.00
2023	7	12323	6862469	No	Domestic Violence Crisis Shelter Services	B22UC060505	EN	05G	LMC	\$2,768.00
2023	7	12323	6875280	No	Domestic Violence Crisis Shelter Services	B22UC060505	EN	05G	LMC	\$3,041.00
2023	7	12323	6885397	No	Domestic Violence Crisis Shelter Services	B22UC060505	EN	05G	LMC	\$2,800.00
2023	7	12323	6890722	No	Domestic Violence Crisis Shelter Services	B22UC060505	EN	05G	LMC	\$2,851.00
2023	7	12323	6907617	No	Domestic Violence Crisis Shelter Services	B22UC060505	EN	05G	LMC	\$266.00
2023	7	12323	6915524	No	Domestic Violence Crisis Shelter Services	B22UC060505	EN	05G	LMC	\$715.00
2023	7	12452	6825147	No	Domestic Violence - Crisis Response	B22UC060505	EN	05G	LMC	\$145.00
2023	7	12452	6835362	No	Domestic Violence - Crisis Response	B22UC060505	EN	05G	LMC	\$527.00
2023	7	12452	6867506	No	Domestic Violence - Crisis Response	B22UC060505	EN	05G	LMC	\$9,419.00
2023	7	12452	6883079	No	Domestic Violence - Crisis Response	B22UC060505	EN	05G	LMC	\$1,644.00



Office of Community Planning and Development
 U.S. Department of Housing and Urban Development
 Integrated Disbursement and Information System
 PR26 - CDBG Financial Summary Report
 Program Year 2023
 LOS ANGELES COUNTY , CA

DATE: 09-25-24
 TIME: 13:28
 PAGE: 26

Plan Year	IDIS Project	IDIS Activity	Voucher Number	Activity to prevent, prepare for, and respond to Coronavirus	Activity Name	Grant Number	Fund Type	Matrix Code	National Objective	Drawn Amount
2023	7	12452	6885397	No	Domestic Violence - Crisis Response	B22UC060505	EN	05G	LMC	\$3,357.00
2023	7	12452	6895668	No	Domestic Violence - Crisis Response	B22UC060505	EN	05G	LMC	\$2,853.00
2023	7	12452	6903405	No	Domestic Violence - Crisis Response	B22UC060505	EN	05G	LMC	\$2,367.00
2023	7	12452	6915524	No	Domestic Violence - Crisis Response	B22UC060505	EN	05G	LMC	\$2,590.00
2023	7	12452	6927026	No	Domestic Violence - Crisis Response	B22UC060505	EN	05G	LMC	\$2,098.00
									Matrix Code	\$53,359.00
2021	1	11977	6934259	No	Advanced Green Manufacturing Program - Worker Training Stipend	B20UC060505	EN	05H	LMC	\$34,020.00
2021	1	11977	6935736	No	Advanced Green Manufacturing Program - Worker Training Stipend	B20UC060505	EN	05H	LMC	\$21,595.00
2023	7	12329	6890713	No	Adult Workforce Job Readiness Program	B23UC060505	PI	05H	LMC	\$3,312.19
2023	7	12329	6890730	No	Adult Workforce Job Readiness Program	B23UC060505	EN	05H	LMC	\$2,537.81
2023	7	12378	6827760	No	Second Start Literacy Program	B23UC060505	EN	05H	LMC	\$2,680.00
2023	7	12378	6849724	No	Second Start Literacy Program	B23UC060505	EN	05H	LMC	\$1,812.00
2023	7	12378	6864902	No	Second Start Literacy Program	B23UC060505	EN	05H	LMC	\$906.00
2023	7	12378	6869951	No	Second Start Literacy Program	B23UC060505	EN	05H	LMC	\$906.00
2023	7	12378	6883083	No	Second Start Literacy Program	B23UC060505	EN	05H	LMC	\$1,321.00
2023	7	12378	6890730	No	Second Start Literacy Program	B23UC060505	EN	05H	LMC	\$906.00
2023	7	12378	6903407	No	Second Start Literacy Program	B23UC060505	EN	05H	LMC	\$906.00
2023	7	12378	6912209	No	Second Start Literacy Program	B23UC060505	PI	05H	LMC	\$906.00
2023	7	12378	6934273	No	Second Start Literacy Program	B23UC060505	EN	05H	LMC	\$3,739.00
2023	7	12393	6872542	No	Day Labor Exchange and Job Referral	B23UC060505	EN	05H	LMC	\$3,300.00
2023	7	12393	6890730	No	Day Labor Exchange and Job Referral	B23UC060505	EN	05H	LMC	\$1,650.00
2023	7	12393	6910166	No	Day Labor Exchange and Job Referral	B23UC060505	EN	05H	LMC	\$1,650.00
2023	7	12393	6931557	No	Day Labor Exchange and Job Referral	B23UC060505	EN	05H	LMC	\$3,300.00
									Matrix Code	\$85,447.00
2021	1	12034	6817017	Yes	ARC Re-Entry Programs for Transitional Aged Youth at Central Juvenile Hall	B20UC060505	EN	05I	LMC	\$9,985.00
2021	1	12034	6859798	Yes	ARC Re-Entry Programs for Transitional Aged Youth at Central Juvenile Hall	B20UC060505	EN	05I	LMC	\$15,907.00
2021	1	12034	6864895	Yes	ARC Re-Entry Programs for Transitional Aged Youth at Central Juvenile Hall	B20UC060505	EN	05I	LMC	\$15,357.00
2021	1	12034	6875279	Yes	ARC Re-Entry Programs for Transitional Aged Youth at Central Juvenile Hall	B20UC060505	EN	05I	LMC	\$38,213.00
2021	1	12034	6917503	Yes	ARC Re-Entry Programs for Transitional Aged Youth at Central Juvenile Hall	B20UC060505	EN	05I	LMC	\$14,154.00
2021	1	12034	6922082	Yes	ARC Re-Entry Programs for Transitional Aged Youth at Central Juvenile Hall	B20UC060505	EN	05I	LMC	\$3,567.00
2023	7	12318	6839121	No	Graffiti Removal Program	B23UC060505	EN	05I	LMA	\$32,965.00
2023	7	12318	6844188	No	Graffiti Removal Program	B23UC060505	EN	05I	LMA	\$18,000.00
2023	7	12318	6869951	No	Graffiti Removal Program	B23UC060505	EN	05I	LMA	\$18,000.00
2023	7	12318	6883083	No	Graffiti Removal Program	B23UC060505	EN	05I	LMA	\$3,441.00
2023	7	12328	6839121	No	Graffiti Removal	B23UC060505	EN	05I	LMA	\$17,800.00
2023	7	12328	6867520	No	Graffiti Removal	B23UC060505	EN	05I	LMA	\$68,048.00
2023	7	12331	6827728	No	Equestrian Patrol Program	B23UC060505	EN	05I	LMA	\$8,031.00
2023	7	12331	6841726	No	Equestrian Patrol Program	B23UC060505	EN	05I	LMA	\$19,734.00
2023	7	12331	6862477	No	Equestrian Patrol Program	B23UC060505	EN	05I	LMA	\$34,418.00
2023	7	12331	6883083	No	Equestrian Patrol Program	B23UC060505	EN	05I	LMA	\$17,394.00
2023	7	12331	6905463	No	Equestrian Patrol Program	B23UC060505	EN	05I	LMA	\$28,284.00
2023	7	12331	6924636	No	Equestrian Patrol Program	B23UC060505	EN	05I	LMA	\$5,139.00
2023	7	12343	6895668	No	Gang Prevention & Intervention	B22UC060505	EN	05I	LMA	\$149,913.00
2023	7	12343	6900478	No	Gang Prevention & Intervention	B22UC060505	EN	05I	LMA	\$20,480.00
2023	7	12343	6910163	No	Gang Prevention & Intervention	B22UC060505	EN	05I	LMA	\$21,850.00
2023	7	12343	6919443	No	Gang Prevention & Intervention	B22UC060505	EN	05I	LMA	\$28,294.00
2023	7	12343	6931554	No	Gang Prevention & Intervention	B22UC060505	EN	05I	LMA	\$21,985.00
2023	7	12344	6827760	No	Graffiti Abatement Program	B23UC060505	EN	05I	LMA	\$12,099.00
2023	7	12344	6851167	No	Graffiti Abatement Program	B23UC060505	EN	05I	LMA	\$5,797.00
2023	7	12344	6859807	No	Graffiti Abatement Program	B23UC060505	PI	05I	LMA	\$5,000.00
2023	7	12344	6872542	No	Graffiti Abatement Program	B23UC060505	EN	05I	LMA	\$3,865.00
2023	7	12417	6854740	No	Graffiti Removal Program	B23UC060505	EN	05I	LMA	\$12,282.00
2023	7	12417	6896276	No	Graffiti Removal Program	B23UC060505	EN	05I	LMA	\$11,718.00
									Matrix Code	\$661,720.00
2023	7	12300	6875283	No	Pearblossom Park Recreation Programs	B23UC060505	EN	05L	LMC	\$6,028.00
2023	7	12337	6823000	No	Before and Afterschool Childcare at Carmelitos Housing Development	B22UC060505	EN	05L	LMC	\$5,200.00
2023	7	12337	6827758	No	Before and Afterschool Childcare at Carmelitos Housing Development	B22UC060505	EN	05L	LMC	\$690.00
2023	7	12337	6846600	No	Before and Afterschool Childcare at Carmelitos Housing Development	B22UC060505	EN	05L	LMC	\$14,050.00
2023	7	12420	6832920	No	Parks & Recreation Youth Program	B23UC060505	EN	05L	LMC	\$2,889.00
2023	7	12420	6872542	No	Parks & Recreation Youth Program	B23UC060505	EN	05L	LMC	\$6,141.00
2023	7	12420	6887669	No	Parks & Recreation Youth Program	B23UC060505	EN	05L	LMC	\$5,654.00
2023	7	12420	6899043	No	Parks & Recreation Youth Program	B23UC060505	EN	05L	LMC	\$17,195.00
2023	7	12420	6924636	No	Parks & Recreation Youth Program	B23UC060505	EN	05L	LMC	\$3,366.00



Office of Community Planning and Development
 U.S. Department of Housing and Urban Development
 Integrated Disbursement and Information System
 PR26 - CDBG Financial Summary Report
 Program Year 2023
 LOS ANGELES COUNTY , CA

DATE: 09-25-24
 TIME: 13:28
 PAGE: 27

Plan Year	IDIS Project	IDIS Activity	Voucher Number	Activity to prevent, prepare for, and respond to Coronavirus	Activity Name	Grant Number	Fund Type	Matrix Code	National Objective	Drawn Amount
2023	7	12421	6831001	No	After-School Program	B23UC060505	PI	05L	LMC	\$4,050.00
2023	7	12421	6875283	No	After-School Program	B23UC060505	EN	05L	LMC	\$14,217.00
2023	7	12421	6883086	No	After-School Program	B23UC060505	EN	05L	LMC	\$2,363.00
								05L	Matrix Code	\$81,843.00
2023	7	12307	6804388	No	AVPH-HFA Home Visitation Program	B22UC060505	EN	05M	LMC	\$4,046.00
2023	7	12307	6814430	No	AVPH-HFA Home Visitation Program	B22UC060505	EN	05M	LMC	\$3,807.00
2023	7	12307	6827758	No	AVPH-HFA Home Visitation Program	B22UC060505	EN	05M	LMC	\$2,145.00
2023	7	12307	6837516	No	AVPH-HFA Home Visitation Program	B22UC060505	EN	05M	LMC	\$2,069.00
2023	7	12307	6846600	No	AVPH-HFA Home Visitation Program	B22UC060505	EN	05M	LMC	\$1,805.00
2023	7	12307	6857033	No	AVPH-HFA Home Visitation Program	B22UC060505	EN	05M	LMC	\$1,376.00
2023	7	12307	6867506	No	AVPH-HFA Home Visitation Program	B22UC060505	EN	05M	LMC	\$1,780.00
2023	7	12307	6877618	No	AVPH-HFA Home Visitation Program	B22UC060505	EN	05M	LMC	\$1,491.00
2023	7	12307	6890722	No	AVPH-HFA Home Visitation Program	B22UC060505	EN	05M	LMC	\$2,609.00
2023	7	12307	6896275	No	AVPH-HFA Home Visitation Program	B22UC060505	EN	05M	LMC	\$1,683.00
2023	7	12307	6912227	No	AVPH-HFA Home Visitation Program	B22UC060505	EN	05M	LMC	\$7,672.00
2023	7	12307	6922084	No	AVPH-HFA Home Visitation Program	B22UC060505	EN	05M	LMC	\$4,443.00
2023	7	12396	6837516	No	Healthcare Access for the Low Income and Uninsured	B22UC060505	EN	05M	LMC	\$28,702.00
								05M	Matrix Code	\$63,628.00
2023	7	12430	6820531	No	4th District Neighborhood Cleanup	B22UC060505	EN	05V	LMA	\$8,520.00
2023	7	12430	6832911	No	4th District Neighborhood Cleanup	B22UC060505	EN	05V	LMA	\$3,138.00
2023	7	12430	6846600	No	4th District Neighborhood Cleanup	B22UC060505	EN	05V	LMA	\$7,612.00
2023	7	12430	6901080	No	4th District Neighborhood Cleanup	B22UC060505	EN	05V	LMA	\$435.00
2023	7	12456	6895668	No	CDBG Neighborhood Clean-Up	B22UC060505	EN	05V	LMA	\$4,080.00
2023	7	12456	6922084	No	CDBG Neighborhood Clean-Up	B22UC060505	EN	05V	LMA	\$770.00
2023	7	12456	6935737	No	CDBG Neighborhood Clean-Up	B22UC060505	EN	05V	LMA	\$17,540.00
2023	7	12475	6934273	No	City of San Fernando Neighborhood Cleanup	B23UC060505	EN	05V	LMA	\$1,456.00
2023	7	12475	6935740	No	City of San Fernando Neighborhood Cleanup	B23UC060505	EN	05V	LMA	\$23,515.00
								05V	Matrix Code	\$67,066.00
2022	3	12229	6809714	Yes	Community Services For Youth & Family	B20UC060505	EN	05Z	LMC	\$6,222.00
2022	3	12229	6820355	Yes	Community Services For Youth & Family	B20UC060505	EN	05Z	LMC	\$3,294.00
2022	3	12229	6830996	Yes	Community Services For Youth & Family	B20UC060505	EN	05Z	LMC	\$1,481.00
2022	3	12229	6859798	Yes	Community Services For Youth & Family	B20UC060505	EN	05Z	LMC	\$3,876.00
2023	7	12298	6875283	No	Loma Alta Park Recreation Programs	B23UC060505	EN	05Z	LMC	\$8,894.00
2023	7	12298	6883083	No	Loma Alta Park Recreation Programs	B23UC060505	EN	05Z	LMC	\$3,804.00
2023	7	12298	6887669	No	Loma Alta Park Recreation Programs	B23UC060505	EN	05Z	LMC	\$4,058.00
2023	7	12298	6895674	No	Loma Alta Park Recreation Programs	B23UC060505	EN	05Z	LMC	\$8,980.00
2023	7	12298	6905463	No	Loma Alta Park Recreation Programs	B23UC060505	EN	05Z	LMC	\$4,164.00
2023	7	12298	6915562	No	Loma Alta Park Recreation Programs	B23UC060505	PI	05Z	LMC	\$8,003.00
2023	7	12298	6927029	No	Loma Alta Park Recreation Programs	B23UC060505	EN	05Z	LMC	\$1,205.00
2023	7	12299	6880455	No	Pamela Park Recreation Programs	B23UC060505	EN	05Z	LMC	\$6,750.00
2023	7	12299	6887669	No	Pamela Park Recreation Programs	B23UC060505	EN	05Z	LMC	\$6,495.00
2023	7	12299	6905463	No	Pamela Park Recreation Programs	B23UC060505	EN	05Z	LMC	\$4,800.00
2023	7	12299	6907620	No	Pamela Park Recreation Programs	B23UC060505	EN	05Z	LMC	\$21.00
2023	7	12299	6915562	No	Pamela Park Recreation Programs	B23UC060505	PI	05Z	LMC	\$2,360.00
2023	7	12299	6927029	No	Pamela Park Recreation Programs	B23UC060505	EN	05Z	LMC	\$12,183.00
2023	7	12314	6807373	No	F.I.E.S.T.A. Program	B22UC060505	EN	05Z	LMC	\$6,316.00
2023	7	12314	6814430	No	F.I.E.S.T.A. Program	B22UC060505	EN	05Z	LMC	\$6,043.00
2023	7	12314	6823000	No	F.I.E.S.T.A. Program	B22UC060505	EN	05Z	LMC	\$6,130.00
2023	7	12314	6835362	No	F.I.E.S.T.A. Program	B22UC060505	EN	05Z	LMC	\$5,800.00
2023	7	12314	6844185	No	F.I.E.S.T.A. Program	B22UC060505	EN	05Z	LMC	\$6,130.00
2023	7	12314	6854725	No	F.I.E.S.T.A. Program	B22UC060505	EN	05Z	LMC	\$5,800.00
2023	7	12314	6864897	No	F.I.E.S.T.A. Program	B22UC060505	EN	05Z	LMC	\$5,800.00
2023	7	12314	6875280	No	F.I.E.S.T.A. Program	B22UC060505	EN	05Z	LMC	\$5,800.00
2023	7	12314	6885397	No	F.I.E.S.T.A. Program	B22UC060505	EN	05Z	LMC	\$5,800.00
2023	7	12314	6898728	No	F.I.E.S.T.A. Program	B22UC060505	EN	05Z	LMC	\$5,994.00
2023	7	12314	6910163	No	F.I.E.S.T.A. Program	B22UC060505	EN	05Z	LMC	\$385.00
2023	7	12335	6827728	No	East Los Angeles Parking Lot Lease Payments	B23UC060505	EN	05Z	LMA	\$8,739.00
2023	7	12335	6835364	No	East Los Angeles Parking Lot Lease Payments	B23UC060505	EN	05Z	LMA	\$1,216.00
2023	7	12335	6841726	No	East Los Angeles Parking Lot Lease Payments	B23UC060505	EN	05Z	LMA	\$2,935.00
2023	7	12335	6854740	No	East Los Angeles Parking Lot Lease Payments	B23UC060505	EN	05Z	LMA	\$62,402.00
2023	7	12335	6893695	No	East Los Angeles Parking Lot Lease Payments	B23UC060505	EN	05Z	LMA	\$5,076.00
2023	7	12335	6896020	No	East Los Angeles Parking Lot Lease Payments	B23UC060505	EN	05Z	LMA	\$3,252.00
2023	7	12335	6910165	No	East Los Angeles Parking Lot Lease Payments	B23UC060505	EN	05Z	LMA	\$2,908.00
2023	7	12335	6917509	No	East Los Angeles Parking Lot Lease Payments	B23UC060505	EN	05Z	LMA	\$2,837.00
2023	7	12338	6846600	Yes	Harbor Hills Comprehensive Youth Development Programming	B22UC060505	EN	05Z	LMC	\$43,120.00
2023	7	12338	6890722	Yes	Harbor Hills Comprehensive Youth Development Programming	B22UC060505	EN	05Z	LMC	\$18,470.00
2023	7	12338	6893694	Yes	Harbor Hills Comprehensive Youth Development Programming	B22UC060505	EN	05Z	LMC	\$42,493.00
2023	7	12338	6895668	Yes	Harbor Hills Comprehensive Youth Development Programming	B22UC060505	EN	05Z	LMC	\$13,968.00



Office of Community Planning and Development
 U.S. Department of Housing and Urban Development
 Integrated Disbursement and Information System
 PR26 - CDBG Financial Summary Report
 Program Year 2023
 LOS ANGELES COUNTY, CA

DATE: 09-25-24
 TIME: 13:28
 PAGE: 28

Plan Year	IDIS Project	IDIS Activity	Voucher Number	Activity to prevent, prepare for, and respond to Coronavirus	Activity Name	Grant Number	Fund Type	Matrix Code	National Objective	Drawn Amount
2023	7	12338	6896018	Yes	Harbor Hills Comprehensive Youth Development Programming	B22UC060505	EN	05Z	LMC	\$17,960.00
2023	7	12338	6931554	Yes	Harbor Hills Comprehensive Youth Development Programming	B22UC060505	EN	05Z	LMC	\$58,689.00
2023	7	12373	6825162	No	Neighborhood Homework House	B23UC060505	EN	05Z	LMC	\$1,172.00
2023	7	12373	6844188	No	Neighborhood Homework House	B23UC060505	EN	05Z	LMC	\$1,660.00
2023	7	12373	6862477	No	Neighborhood Homework House	B23UC060505	EN	05Z	LMC	\$3,126.00
2023	7	12373	6880456	No	Neighborhood Homework House	B23UC060505	EN	05Z	LMC	\$4,041.00
2023	7	12373	6901081	No	Neighborhood Homework House	B23UC060505	EN	05Z	LMC	\$3,234.00
2023	7	12373	6931557	No	Neighborhood Homework House	B23UC060505	EN	05Z	LMC	\$1,767.00
2023	7	12398	6820816	No	Youth Activities League- Carolyn Rosas Park	B23UC060505	PI	05Z	LMC	\$4,821.14
2023	7	12398	6827743	No	Youth Activities League- Carolyn Rosas Park	B23UC060505	EN	05Z	LMC	\$17,644.86
2023	7	12398	6841707	No	Youth Activities League- Carolyn Rosas Park	B23UC060505	EN	05Z	LMC	\$6,942.00
2023	7	12398	6857042	No	Youth Activities League- Carolyn Rosas Park	B23UC060505	EN	05Z	LMC	\$6,284.00
2023	7	12398	6883086	No	Youth Activities League- Carolyn Rosas Park	B23UC060505	EN	05Z	LMC	\$9,966.00
2023	7	12398	6905463	No	Youth Activities League- Carolyn Rosas Park	B23UC060505	EN	05Z	LMC	\$4,202.00
2023	7	12398	6924636	No	Youth Activities League- Carolyn Rosas Park	B23UC060505	EN	05Z	LMC	\$139.00
2023	7	12416	6799373	No	Growing Experience - Carmelitos Community Programming	B22UC060505	EN	05Z	LMC	\$644.66
2023	7	12416	6807373	No	Growing Experience - Carmelitos Community Programming	B22UC060505	EN	05Z	LMC	\$1,571.69
2023	7	12416	6817019	No	Growing Experience - Carmelitos Community Programming	B22UC060505	EN	05Z	LMC	\$1,386.24
2023	7	12416	6820536	No	Growing Experience - Carmelitos Community Programming	B22UC060505	EN	05Z	LMC	\$3,079.94
2023	7	12416	6831000	No	Growing Experience - Carmelitos Community Programming	B22UC060505	EN	05Z	LMC	\$1,511.52
2023	7	12416	6847782	No	Growing Experience - Carmelitos Community Programming	B22UC060505	EN	05Z	LMC	\$86.15
2023	7	12416	6851157	No	Growing Experience - Carmelitos Community Programming	B22UC060505	EN	05Z	LMC	\$995.67
2023	7	12416	6855629	No	Growing Experience - Carmelitos Community Programming	B22UC060505	EN	05Z	LMC	\$1,477.98
2023	7	12416	6859800	No	Growing Experience - Carmelitos Community Programming	B22UC060505	EN	05Z	LMC	\$2,359.07
2023	7	12416	6862030	No	Growing Experience - Carmelitos Community Programming	B22UC060505	EN	05Z	LMC	\$54,228.34
2023	7	12416	6862469	No	Growing Experience - Carmelitos Community Programming	B22UC060505	EN	05Z	LMC	\$961.28
2023	7	12416	6865503	No	Growing Experience - Carmelitos Community Programming	B22UC060505	EN	05Z	LMC	\$361.92
2023	7	12416	6880454	No	Growing Experience - Carmelitos Community Programming	B22UC060505	EN	05Z	LMC	\$250.74
2023	7	12416	6890722	No	Growing Experience - Carmelitos Community Programming	B22UC060505	EN	05Z	LMC	\$4,246.63
2023	7	12416	6893694	No	Growing Experience - Carmelitos Community Programming	B22UC060505	EN	05Z	LMC	\$8,553.98
2023	7	12416	6901080	No	Growing Experience - Carmelitos Community Programming	B22UC060505	EN	05Z	LMC	\$125.28
2023	7	12416	6907617	No	Growing Experience - Carmelitos Community Programming	B22UC060505	EN	05Z	LMC	\$1,709.31
2023	7	12416	6911781	No	Growing Experience - Carmelitos Community Programming	B22UC060505	EN	05Z	LMC	\$4,312.82
2023	7	12416	6912227	No	Growing Experience - Carmelitos Community Programming	B22UC060505	EN	05Z	LMC	\$1,139.96
2023	7	12416	6915524	No	Growing Experience - Carmelitos Community Programming	B22UC060505	EN	05Z	LMC	\$2,018.36
2023	7	12416	6924626	No	Growing Experience - Carmelitos Community Programming	B22UC060505	EN	05Z	LMC	\$1,009.18
2023	7	12416	6929044	No	Growing Experience - Carmelitos Community Programming	B22UC060505	EN	05Z	LMC	\$637.47
2023	7	12429	6827768	No	1st District Clean-Up and Graffiti Deterrent Projects	B22UC060505	EN	05Z	LMA	\$22,220.00
2023	7	12429	6837516	No	1st District Clean-Up and Graffiti Deterrent Projects	B22UC060505	EN	05Z	LMA	\$10,940.00
2023	7	12429	6846600	No	1st District Clean-Up and Graffiti Deterrent Projects	B22UC060505	EN	05Z	LMA	\$21,975.00
2023	7	12429	6854725	No	1st District Clean-Up and Graffiti Deterrent Projects	B22UC060505	EN	05Z	LMA	\$9,143.00
2023	7	12429	6869934	No	1st District Clean-Up and Graffiti Deterrent Projects	B22UC060505	EN	05Z	LMA	\$17,004.00
2023	7	12429	6880454	No	1st District Clean-Up and Graffiti Deterrent Projects	B22UC060505	EN	05Z	LMA	\$6,637.00
2023	7	12429	6898728	No	1st District Clean-Up and Graffiti Deterrent Projects	B22UC060505	EN	05Z	LMA	\$848.00
2023	7	12429	6917508	No	1st District Clean-Up and Graffiti Deterrent Projects	B22UC060505	EN	05Z	LMA	\$31,110.00
2023	7	12429	6934266	No	1st District Clean-Up and Graffiti Deterrent Projects	B22UC060505	EN	05Z	LMA	\$57,256.00
2023	7	12449	6846600	No	Social Services Referral Program at Liberty Plaza	B22UC060505	EN	05Z	LMC	\$4,473.00
2023	7	12449	6859800	No	Social Services Referral Program at Liberty Plaza	B22UC060505	EN	05Z	LMC	\$4,275.00
2023	7	12449	6869934	No	Social Services Referral Program at Liberty Plaza	B22UC060505	EN	05Z	LMC	\$2,116.00
2023	7	12449	6883079	No	Social Services Referral Program at Liberty Plaza	B22UC060505	EN	05Z	LMC	\$2,350.00
2023	7	12449	6890722	No	Social Services Referral Program at Liberty Plaza	B22UC060505	EN	05Z	LMC	\$2,097.00
2023	7	12449	6905454	No	Social Services Referral Program at Liberty Plaza	B22UC060505	EN	05Z	LMC	\$1,987.00
2023	7	12449	6917508	No	Social Services Referral Program at Liberty Plaza	B22UC060505	EN	05Z	LMC	\$2,253.00
2023	7	12449	6922084	No	Social Services Referral Program at Liberty Plaza	B22UC060505	EN	05Z	LMC	\$449.00
2023	7	12458	6832905	No	1st District Clean-Up and Graffiti Prevention Projects	B20UC060505	EN	05Z	LMA	\$3,224.00
2023	7	12458	6841704	No	1st District Clean-Up and Graffiti Prevention Projects	B20UC060505	EN	05Z	LMA	\$3,807.00
2023	7	12458	6852815	No	1st District Clean-Up and Graffiti Prevention Projects	B20UC060505	EN	05Z	LMA	\$12,617.00
2023	7	12458	6859798	No	1st District Clean-Up and Graffiti Prevention Projects	B20UC060505	EN	05Z	LMA	\$19,970.00
2023	7	12458	6869931	No	1st District Clean-Up and Graffiti Prevention Projects	B20UC060505	EN	05Z	LMA	\$18,860.00
2023	7	12458	6875279	No	1st District Clean-Up and Graffiti Prevention Projects	B20UC060505	EN	05Z	LMA	\$3,989.00
2023	7	12458	6887658	No	1st District Clean-Up and Graffiti Prevention Projects	B20UC060505	EN	05Z	LMA	\$22,559.00
2023	7	12458	6893691	No	1st District Clean-Up and Graffiti Prevention Projects	B20UC060505	EN	05Z	LMA	\$9,453.00
2023	7	12458	6896017	No	1st District Clean-Up and Graffiti Prevention Projects	B20UC060505	EN	05Z	LMA	\$9,980.00
2023	7	12458	6901079	No	1st District Clean-Up and Graffiti Prevention Projects	B20UC060505	EN	05Z	LMA	\$9,119.00
2023	7	12458	6905435	No	1st District Clean-Up and Graffiti Prevention Projects	B20UC060505	EN	05Z	LMA	\$11,219.00
2023	7	12458	6910161	No	1st District Clean-Up and Graffiti Prevention Projects	B20UC060505	EN	05Z	LMA	\$9,790.00
2023	7	12458	6935736	No	1st District Clean-Up and Graffiti Prevention Projects	B20UC060505	EN	05Z	LMA	\$53,980.00
2023	7	12476	6849724	No	Resident Recreation Program Scholarships	B23UC060505	EN	05Z	LMA	\$623.00



Office of Community Planning and Development
 U.S. Department of Housing and Urban Development
 Integrated Disbursement and Information System
 PR26 - CDBG Financial Summary Report
 Program Year 2023
 LOS ANGELES COUNTY , CA

DATE: 09-25-24
 TIME: 13:28
 PAGE: 29

Plan Year	IDIS Project	IDIS Activity	Voucher Number	Activity to prevent, prepare for, and respond to Coronavirus	Activity Name	Grant Number	Fund Type	Matrix Code	National Objective	Drawn Amount	
2023	7	12476	6869951	No	Resident Recreation Program Scholarships	B23UC060505	EN	05Z	LMA	\$215.00	
2023	7	12476	6880456	No	Resident Recreation Program Scholarships	B23UC060505	EN	05Z	LMA	\$750.00	
2023	7	12476	6887669	No	Resident Recreation Program Scholarships	B23UC060505	EN	05Z	LMA	\$305.00	
2023	7	12476	6903407	No	Resident Recreation Program Scholarships	B23UC060505	EN	05Z	LMA	\$415.00	
2023	7	12476	6905463	No	Resident Recreation Program Scholarships	B23UC060505	EN	05Z	LMA	\$1,340.00	
2023	7	12476	6931557	No	Resident Recreation Program Scholarships	B23UC060505	EN	05Z	LMA	\$5,611.00	
2023	7	12476	6935740	No	Resident Recreation Program Scholarships	B23UC060505	EN	05Z	LMA	\$10,327.00	
2023	7	12477	6934273	No	Financial Literacy Program	B23UC060505	EN	05Z	LMA	\$1,142.00	
2023	7	12477	6935740	No	Financial Literacy Program	B23UC060505	EN	05Z	LMA	\$18,858.00	
									Matrix Code	\$1,013,606.19	
									No	Activity to prevent, prepare for, and respond to Coronavirus	\$3,626,226.19
									Yes	Activity to prevent, prepare for, and respond to Coronavirus	\$323,797.00
Total											\$3,950,023.19

LINE 37 DETAIL: ACTIVITIES INCLUDED IN THE COMPUTATION OF LINE 37

Plan Year	IDIS Project	IDIS Activity	Voucher Number	Activity Name	Matrix Code	National Objective	Drawn Amount
2023	2	12340	6804548	LA County Housing Resource Center Project	21A		\$135.62
2023	2	12340	6827744	LA County Housing Resource Center Project	21A		\$816.79
2023	2	12340	6837518	LA County Housing Resource Center Project	21A		\$45,828.16
2023	2	12340	6838647	LA County Housing Resource Center Project	21A		\$430.32
2023	2	12340	6846605	LA County Housing Resource Center Project	21A		\$45,828.16
2023	2	12340	6847804	LA County Housing Resource Center Project	21A		\$394.22
2023	2	12340	6855636	LA County Housing Resource Center Project	21A		\$444.34
2023	2	12340	6859802	LA County Housing Resource Center Project	21A		\$45,828.16
2023	2	12340	6865505	LA County Housing Resource Center Project	21A		\$463.07
2023	2	12340	6877669	LA County Housing Resource Center Project	21A		\$484.14
2023	2	12340	6887809	LA County Housing Resource Center Project	21A		\$267.18
2023	2	12340	6899050	LA County Housing Resource Center Project	21A		\$335.62
2023	2	12340	6911784	LA County Housing Resource Center Project	21A		\$397.64
2023	2	12340	6917505	LA County Housing Resource Center Project	21A		\$40,828.16
2023	2	12340	6921997	LA County Housing Resource Center Project	21A		\$68,556.32
2023	2	12340	6931690	LA County Housing Resource Center Project	21A		\$946.29
2023	7	12441	6804550	General Administration	21A		\$93,191.88
2023	7	12441	6827717	General Administration	21A		\$5,850.00
2023	7	12441	6828301	General Administration	21A		\$204,650.00
2023	7	12441	6828303	General Administration	21A		\$385,800.00
2023	7	12441	6828304	General Administration	21A		\$67,891.30
2023	7	12441	6830546	General Administration	21A		\$38,196.24
2023	7	12441	6831004	General Administration	21A		\$54,100.88
2023	7	12441	6838647	General Administration	21A		\$171,016.09
2023	7	12441	6840612	General Administration	21A		\$78,015.68
2023	7	12441	6840613	General Administration	21A		\$11,267.71
2023	7	12441	6847776	General Administration	21A		\$2,026.20
2023	7	12441	6847804	General Administration	21A		\$175,462.61
2023	7	12441	6849714	General Administration	21A		\$11,676.05
2023	7	12441	6849715	General Administration	21A		\$143,133.58
2023	7	12441	6855648	General Administration	21A		\$120,549.55
2023	7	12441	6859795	General Administration	21A		\$19,918.39
2023	7	12441	6859797	General Administration	21A		\$135,711.08
2023	7	12441	6865505	General Administration	21A		\$96,846.42
2023	7	12441	6869936	General Administration	21A		\$13,456.36
2023	7	12441	6869939	General Administration	21A		\$166,452.07
2023	7	12441	6877646	General Administration	21A		\$115,731.12
2023	7	12441	6877648	General Administration	21A		\$34,239.33
2023	7	12441	6880457	General Administration	21A		\$24,509.14
2023	7	12441	6880458	General Administration	21A		\$81,604.62
2023	7	12441	6883694	General Administration	21A		\$17,422.39
2023	7	12441	6883695	General Administration	21A		\$74,190.13
2023	7	12441	6887809	General Administration	21A		\$52,581.26
2023	7	12441	6893701	General Administration	21A		\$266,165.56
2023	7	12441	6903459	General Administration	21A		\$33,652.91
2023	7	12441	6905465	General Administration	21A		\$160,313.88
2023	7	12441	6911771	General Administration	21A		\$2,103.47
2023	7	12441	6911774	General Administration	21A		\$50,781.28
2023	7	12441	6912216	General Administration	21A		\$26,534.49



PART I: SUMMARY OF CDBG-CV RESOURCES

01 CDBG-CV GRANT	32,552,033.00
02 FUNDS RETURNED TO THE LINE-OF-CREDIT	0.00
03 FUNDS RETURNED TO THE LOCAL CDBG ACCOUNT	0.00
04 TOTAL CDBG-CV FUNDS AWARDED	32,552,033.00

PART II: SUMMARY OF CDBG-CV EXPENDITURES

05 DISBURSEMENTS OTHER THAN SECTION 108 REPAYMENTS AND PLANNING/ADMINISTRATION	26,664,063.46
06 DISBURSED IN IDIS FOR PLANNING/ADMINISTRATION	3,566,010.99
07 DISBURSED IN IDIS FOR SECTION 108 REPAYMENTS	0.00
08 TOTAL EXPENDITURES (SUM, LINES 05 - 07)	30,230,074.45
09 UNEXPENDED BALANCE (LINE 04 - LINE8)	2,321,958.55

PART III: LOWMOD BENEFIT FOR THE CDBG-CV GRANT

10 EXPENDED FOR LOW/MOD HOUSING IN SPECIAL AREAS	0.00
11 EXPENDED FOR LOW/MOD MULTI-UNIT HOUSING	0.00
12 DISBURSED FOR OTHER LOW/MOD ACTIVITIES	26,664,063.46
13 TOTAL LOW/MOD CREDIT (SUM, LINES 10 - 12)	26,664,063.46
14 AMOUNT SUBJECT TO LOW/MOD BENEFIT (LINE 05)	26,664,063.46
15 PERCENT LOW/MOD CREDIT (LINE 13/LINE 14)	100.00%

PART IV: PUBLIC SERVICE (PS) CALCULATIONS

16 DISBURSED IN IDIS FOR PUBLIC SERVICES	22,364,459.46
17 CDBG-CV GRANT	32,552,033.00
18 PERCENT OF FUNDS DISBURSED FOR PS ACTIVITIES (LINE 16/LINE 17)	68.70%

PART V: PLANNING AND ADMINISTRATION (PA) CAP

19 DISBURSED IN IDIS FOR PLANNING/ADMINISTRATION	3,566,010.99
20 CDBG-CV GRANT	32,552,033.00
21 PERCENT OF FUNDS DISBURSED FOR PA ACTIVITIES (LINE 19/LINE 20)	10.95%

LINE 10 DETAIL: ACTIVITIES TO CONSIDER IN DETERMINING THE AMOUNT TO ENTER ON LINE 10

No data returned for this view. This might be because the applied filter excludes all data.

LINE 11 DETAIL: ACTIVITIES TO CONSIDER IN DETERMINING THE AMOUNT TO ENTER ON LINE 11

No data returned for this view. This might be because the applied filter excludes all data.

LINE 12 DETAIL: ACTIVITIES INCLUDED IN THE COMPUTATION OF LINE 12

<u>Plan Year</u>	<u>IDIS Project</u>	<u>IDIS Activity</u>	<u>voucher Number</u>	<u>Activity Name</u>	<u>matrix Code</u>	<u>National Objective</u>	<u>Drawn Amount</u>
2020	2	11425	6441806	COVID19 Emergency Rental Assistance - 4th District	05Q	LMC	\$57,918.00
			6447255	COVID19 Emergency Rental Assistance - 4th District	05Q	LMC	\$32,089.00
			6459629	COVID19 Emergency Rental Assistance - 4th District	05Q	LMC	\$50,114.00
			6464517	COVID19 Emergency Rental Assistance - 4th District	05Q	LMC	\$72,958.00
			6475343	COVID19 Emergency Rental Assistance - 4th District	05Q	LMC	\$35,594.00
			6482926	COVID19 Emergency Rental Assistance - 4th District	05Q	LMC	\$27,758.00
			6501876	COVID19 Emergency Rental Assistance - 4th District	05Q	LMC	\$22,312.00
			6507743	COVID19 Emergency Rental Assistance - 4th District	05Q	LMC	\$19,390.00
			6517968	COVID19 Emergency Rental Assistance - 4th District	05Q	LMC	\$13,103.00
			6523564	COVID19 Emergency Rental Assistance - 4th District	05Q	LMC	\$11,041.00
		11437	6403254	COVID19 Emergency Rental Assistance - 4th District	05Q	LMC	\$39,988.00
			6411193	COVID19 Emergency Rental Assistance - 4th District	05Q	LMC	\$40,992.00
			6422096	COVID19 Emergency Rental Assistance - 4th District	05Q	LMC	\$35,800.00
			6432762	COVID19 Emergency Rental Assistance - 4th District	05Q	LMC	\$29,866.00
			6439047	COVID19 Emergency Rental Assistance - 4th District	05Q	LMC	\$10,404.00
			6447255	COVID19 Emergency Rental Assistance - 4th District	05Q	LMC	\$4,651.00
			6470092	COVID19 Emergency Rental Assistance - 4th District	05Q	LMC	\$2,200.00
			6480378	COVID19 Emergency Rental Assistance - 4th District	05Q	LMC	\$13,411.00
			6494211	COVID19 Emergency Rental Assistance - 4th District	05Q	LMC	\$17,598.00
			6505003	COVID19 Emergency Rental Assistance - 4th District	05Q	LMC	\$21,087.00
			6512121	COVID19 Emergency Rental Assistance - 4th District	05Q	LMC	\$510.00

	6517968	COVID19 Emergency Rental Assistance - 4th District	05Q	LMC	\$22,955.00
	6536654	COVID19 Emergency Rental Assistance - 4th District	05Q	LMC	\$3,459.00
	6539833	COVID19 Emergency Rental Assistance - 4th District	05Q	LMC	\$1,531.00
11438	6396778	Emergency Rental Assistance - 5th District	05Q	LMC	\$4,990.00
	6403254	Emergency Rental Assistance - 5th District	05Q	LMC	\$13,878.00
	6413346	Emergency Rental Assistance - 5th District	05Q	LMC	\$53,722.00
	6420029	Emergency Rental Assistance - 5th District	05Q	LMC	\$27,013.00
	6432762	Emergency Rental Assistance - 5th District	05Q	LMC	\$36,718.00
	6439047	Emergency Rental Assistance - 5th District	05Q	LMC	\$13,423.00
	6449558	Emergency Rental Assistance - 5th District	05Q	LMC	\$10,691.00
	6461714	Emergency Rental Assistance - 5th District	05Q	LMC	\$6,194.00
11439	6422096	Senior Assistance Program	05A	LMC	\$1,623.00
	6426585	Senior Assistance Program	05A	LMC	\$3,623.00
	6429000	Senior Assistance Program	05A	LMC	\$5,771.00
	6439047	Senior Assistance Program	05A	LMC	\$2,010.00
	6451826	Senior Assistance Program	05A	LMC	\$329.00
	6459629	Senior Assistance Program	05A	LMC	\$7,783.00
	6499720	Senior Assistance Program	05A	LMC	\$11,600.00
	6507743	Senior Assistance Program	05A	LMC	\$588.00
	6523564	Senior Assistance Program	05A	LMC	\$173.00
11440	6422096	Virtual Recreation Program	05Z	LMC	\$1,828.00
	6426585	Virtual Recreation Program	05Z	LMC	\$4,012.00
	6429000	Virtual Recreation Program	05Z	LMC	\$6,163.00
	6478120	Virtual Recreation Program	05Z	LMC	\$2,497.00
11441	6405353	Senior Citizen COVID-19 Relief Program - Walnut Basic Bag 4 U	05A	LMC	\$31,354.00
	6411193	Senior Citizen COVID-19 Relief Program - Walnut Basic Bag 4 U	05A	LMC	\$5,395.00
	6426585	Senior Citizen COVID-19 Relief Program - Walnut Basic Bag 4 U	05A	LMC	\$37,128.00
11442	6413346	COVID-19 Emergency Rental Assistance Program	05Q	LMC	\$52,412.00
	6424201	COVID-19 Emergency Rental Assistance Program	05Q	LMC	\$32,581.00
	6441806	COVID-19 Emergency Rental Assistance Program	05Q	LMC	\$31,669.00
	6451826	COVID-19 Emergency Rental Assistance Program	05Q	LMC	\$17,561.00
	6464517	COVID-19 Emergency Rental Assistance Program	05Q	LMC	\$18,755.00
	6475343	COVID-19 Emergency Rental Assistance Program	05Q	LMC	\$67,363.00
	6491645	COVID-19 Emergency Rental Assistance Program	05Q	LMC	\$19,088.00
	6517968	COVID-19 Emergency Rental Assistance Program	05Q	LMC	\$31,639.00
	6528900	COVID-19 Emergency Rental Assistance Program	05Q	LMC	\$12,000.00
11443	6426585	COVID-19 Small Business Relief Grant	18A	LMA	\$31,938.00
	6429000	COVID-19 Small Business Relief Grant	18A	LMA	\$136,413.00
	6439047	COVID-19 Small Business Relief Grant	18A	LMA	\$9,596.00

	6451826	COVID-19 Small Business Relief Grant	18A	LMA	\$16,190.00
	6459629	COVID-19 Small Business Relief Grant	18A	LMA	\$10,896.00
	6470092	COVID-19 Small Business Relief Grant	18A	LMA	\$4,548.00
	6482926	COVID-19 Small Business Relief Grant	18A	LMA	\$6,430.00
	6507743	COVID-19 Small Business Relief Grant	18A	LMA	\$26,947.00
11444	6485992	Lomita Business Incentive Loan Program	18A	LMJ	\$80,000.00
	6489289	Lomita Business Incentive Loan Program	18A	LMJ	\$4,075.00
	6510491	Lomita Business Incentive Loan Program	18A	LMJ	\$2,938.00
	6534467	Lomita Business Incentive Loan Program	18A	LMJ	\$1,925.00
11445	6436565	COVID 19 Emergency Rental Assistance - 2nd District	05Q	LMC	\$62,061.00
	6444447	COVID 19 Emergency Rental Assistance - 2nd District	05Q	LMC	\$11,935.00
	6449558	COVID 19 Emergency Rental Assistance - 2nd District	05Q	LMC	\$3,300.00
	6464517	COVID 19 Emergency Rental Assistance - 2nd District	05Q	LMC	\$11,000.00
	6478120	COVID 19 Emergency Rental Assistance - 2nd District	05Q	LMC	\$9,735.00
	6489289	COVID 19 Emergency Rental Assistance - 2nd District	05Q	LMC	\$26,118.00
	6528900	COVID 19 Emergency Rental Assistance - 2nd District	05Q	LMC	\$13,200.00
11446	6403255	COVID-19 Senior Nutrition Program	05A	LMC	\$5,625.00
11447	6429000	Senior Care Packages Program	05A	LMC	\$3,157.00
	6464517	Senior Care Packages Program	05A	LMC	\$975.00
	6496964	Senior Care Packages Program	05A	LMC	\$6,346.00
11448	6409535	Senior Activities	05A	LMC	\$1,398.00
	6418030	Senior Activities	05A	LMC	\$1,461.00
	6423173	Senior Activities	05A	LMC	\$15,088.00
	6439047	Senior Activities	05A	LMC	\$8,629.00
	6449558	Senior Activities	05A	LMC	\$3,651.00
	6459629	Senior Activities	05A	LMC	\$4,613.00
	6467415	Senior Activities	05A	LMC	\$3,212.00
	6478120	Senior Activities	05A	LMC	\$7,800.00
	6494211	Senior Activities	05A	LMC	\$8,163.00
	6499720	Senior Activities	05A	LMC	\$7,145.00
	6513407	Senior Activities	05A	LMC	\$4,945.00
	6520736	Senior Activities	05A	LMC	\$4,944.00
	6539610	Senior Activities	05A	LMC	\$5,968.00
	6548376	Senior Activities	05A	LMC	\$5,018.00
	6556350	Senior Activities	05A	LMC	\$8,620.00
	6568565	Senior Activities	05A	LMC	\$4,829.00
	6580472	Senior Activities	05A	LMC	\$4,601.00
	6592575	Senior Activities	05A	LMC	\$4,349.00
	6606368	Senior Activities	05A	LMC	\$3,903.00

	6617393	Senior Activities	05A	LMC	\$4,899.00
	6629365	Senior Activities	05A	LMC	\$6,976.00
	6639879	Senior Activities	05A	LMC	\$3,335.00
	6654279	Senior Activities	05A	LMC	\$4,500.00
	6670692	Senior Activities	05A	LMC	\$14,351.00
	6688615	Senior Activities	05A	LMC	\$6,916.00
	6705261	Senior Activities	05A	LMC	\$12,239.00
	6717173	Senior Activities	05A	LMC	\$7,427.00
	6731385	Senior Activities	05A	LMC	\$6,810.00
	6770122	Senior Activities	05A	LMC	\$7,181.00
	6786297	Senior Activities	05A	LMC	\$5,868.00
	6807388	Senior Activities	05A	LMC	\$1,120.00
11449	6505003	Senior Activities	05A	LMC	\$3,007.00
	6617393	Senior Activities	05A	LMC	\$6,677.00
	6654279	Senior Activities	05A	LMC	\$290.00
	6750420	Senior Activities	05A	LMC	\$7,882.00
11450	6403254	Rent Relief Program - District 1	05Q	LMC	\$2,800.00
	6405352	Rent Relief Program - District 1	05Q	LMC	\$6,000.00
	6407430	Rent Relief Program - District 1	05Q	LMC	\$3,000.00
	6409535	Rent Relief Program - District 1	05Q	LMC	\$20,325.00
	6415571	Rent Relief Program - District 1	05Q	LMC	\$3,875.00
	6416863	Rent Relief Program - District 1	05Q	LMC	\$109.80
	6418030	Rent Relief Program - District 1	05Q	LMC	\$3,000.00
	6420029	Rent Relief Program - District 1	05Q	LMC	\$4,000.00
	6423173	Rent Relief Program - District 1	05Q	LMC	\$24.70
	6445763	Rent Relief Program - District 1	05Q	LMC	\$1,000.00
	6471836	Rent Relief Program - District 1	05Q	LMC	\$52,826.57
	6522410	Rent Relief Program - District 1	05Q	LMC	\$113,590.00
11451	6397190	Rental Relief Program - District 2	05Q	LMC	\$33,320.00
	6399365	Rental Relief Program - District 2	05Q	LMC	\$17,175.00
	6403254	Rental Relief Program - District 2	05Q	LMC	\$11,250.00
	6405352	Rental Relief Program - District 2	05Q	LMC	\$12,850.00
	6407430	Rental Relief Program - District 2	05Q	LMC	\$3,000.00
	6409535	Rental Relief Program - District 2	05Q	LMC	\$1,000.00
	6411193	Rental Relief Program - District 2	05Q	LMC	\$5,700.00
	6415571	Rental Relief Program - District 2	05Q	LMC	\$2,325.00
11457	6407431	COVID-19 Emergency Rental Assistance	05Q	LMC	\$1,000.00
	6415571	COVID-19 Emergency Rental Assistance	05Q	LMC	\$14,000.00
	6422096	COVID-19 Emergency Rental Assistance	05Q	LMC	\$12,600.00

	6432762	COVID-19 Emergency Rental Assistance	05Q	LMC	\$6,114.00
	6441806	COVID-19 Emergency Rental Assistance	05Q	LMC	\$8,786.00
	6451826	COVID-19 Emergency Rental Assistance	05Q	LMC	\$5,000.00
	6459629	COVID-19 Emergency Rental Assistance	05Q	LMC	\$5,000.00
	6470092	COVID-19 Emergency Rental Assistance	05Q	LMC	\$4,090.00
	6491645	COVID-19 Emergency Rental Assistance	05Q	LMC	\$3,910.00
	6510491	COVID-19 Emergency Rental Assistance	05Q	LMC	\$2,000.00
	6528900	COVID-19 Emergency Rental Assistance	05Q	LMC	\$2,000.00
11458	6407431	Claremont COVID-19 Emergency Rental Assistance Program	05Q	LMC	\$88,776.00
	6424201	Claremont COVID-19 Emergency Rental Assistance Program	05Q	LMC	\$3,983.00
11459	6403255	Arcadia COVID-19 Small Business Grant Program	18A	LMJ	\$180,000.00
11494	6396778	Topanga Community Meals and Hygiene Products Distribution Program	05Z	LMC	\$14,270.00
	6405352	Topanga Community Meals and Hygiene Products Distribution Program	05Z	LMC	\$20,030.00
	6422096	Topanga Community Meals and Hygiene Products Distribution Program	05Z	LMC	\$14,415.00
	6523564	Topanga Community Meals and Hygiene Products Distribution Program	05Z	LMC	\$9.00
	6526256	Topanga Community Meals and Hygiene Products Distribution Program	05Z	LMC	\$2,750.00
11495	6399366	COVID-19 Emergency Rental Assistance - District 1	05Q	LMC	\$175,000.00
	6451826	COVID-19 Emergency Rental Assistance - District 1	05Q	LMC	\$407,020.00
	6531546	COVID-19 Emergency Rental Assistance - District 1	05Q	LMC	\$117,485.00
11496	6401111	COVID19 Emergency Mortgage/Rental Assistance Program	05Q	LMC	\$43,991.00
	6403254	COVID19 Emergency Mortgage/Rental Assistance Program	05Q	LMC	\$4,000.00
	6409535	COVID19 Emergency Mortgage/Rental Assistance Program	05Q	LMC	\$15,591.00
	6420029	COVID19 Emergency Mortgage/Rental Assistance Program	05Q	LMC	\$30,708.00
	6429000	COVID19 Emergency Mortgage/Rental Assistance Program	05Q	LMC	\$21,149.00
	6436565	COVID19 Emergency Mortgage/Rental Assistance Program	05Q	LMC	\$14,416.00
	6447255	COVID19 Emergency Mortgage/Rental Assistance Program	05Q	LMC	\$8,561.00
	6459629	COVID19 Emergency Mortgage/Rental Assistance Program	05Q	LMC	\$4,000.00
	6467415	COVID19 Emergency Mortgage/Rental Assistance Program	05Q	LMC	\$7,400.00
	6482926	COVID19 Emergency Mortgage/Rental Assistance Program	05Q	LMC	\$4,000.00
	6491645	COVID19 Emergency Mortgage/Rental Assistance Program	05Q	LMC	\$3,832.00
11498	6432762	COVID-19 - Home Delivery Meals for Seniors	05A	LMC	\$40,404.00
	6459629	COVID-19 - Home Delivery Meals for Seniors	05A	LMC	\$67,704.00
	6517968	COVID-19 - Home Delivery Meals for Seniors	05A	LMC	\$30,133.00
11502	6510491	COVID19 Topanga Portable Restroom/Hygiene Station	03T	LMC	\$2,775.22
11565	6445763	CV Emergency Assistance to Microenterprises	18C	LMC	\$13,580.00
11567	6445763	CV Emergency Rental Assistance Program	05Q	LMC	\$54,625.00
	6464517	CV Emergency Rental Assistance Program	05Q	LMC	\$3,600.00
	6482926	CV Emergency Rental Assistance Program	05Q	LMC	\$26,034.00
	6520736	CV Emergency Rental Assistance Program	05Q	LMC	\$14,273.00

	6528900	CV Emergency Rental Assistance Program	05Q	LMC	\$1,293.00
11568	6424201	CV Senior Nutrition Program	05A	LMC	\$1,470.00
	6445763	CV Senior Nutrition Program	05A	LMC	\$3,797.00
	6464517	CV Senior Nutrition Program	05A	LMC	\$1,733.00
11569	6396998	CDBG-CV Housing Assistance Project Delivery Cost	05Q	LMC	\$55,127.28
	6415571	CDBG-CV Housing Assistance Project Delivery Cost	05Q	LMC	\$182.59
	6416863	CDBG-CV Housing Assistance Project Delivery Cost	05Q	LMC	\$53,809.64
	6420029	CDBG-CV Housing Assistance Project Delivery Cost	05Q	LMC	\$213.14
	6423173	CDBG-CV Housing Assistance Project Delivery Cost	05Q	LMC	\$19,486.96
	6430238	CDBG-CV Housing Assistance Project Delivery Cost	05Q	LMC	\$863.56
	6432762	CDBG-CV Housing Assistance Project Delivery Cost	05Q	LMC	\$474.34
	6451829	CDBG-CV Housing Assistance Project Delivery Cost	05Q	LMC	\$48.30
	6471836	CDBG-CV Housing Assistance Project Delivery Cost	05Q	LMC	\$105.96
	6494209	CDBG-CV Housing Assistance Project Delivery Cost	05Q	LMC	\$138.59
	6494211	CDBG-CV Housing Assistance Project Delivery Cost	05Q	LMC	\$108.71
	6512121	CDBG-CV Housing Assistance Project Delivery Cost	05Q	LMC	\$106.29
	6522410	CDBG-CV Housing Assistance Project Delivery Cost	05Q	LMC	\$216.81
11614	6418030	COVID19 Senior Outreach Program	05A	LMC	\$6,470.00
	6517968	COVID19 Senior Outreach Program	05A	LMC	\$5,303.00
	6526256	COVID19 Senior Outreach Program	05A	LMC	\$582.00
	6542314	COVID19 Senior Outreach Program	05A	LMC	\$7,695.00
	6563905	COVID19 Senior Outreach Program	05A	LMC	\$3,290.00
	6589790	COVID19 Senior Outreach Program	05A	LMC	\$1,658.00
	6637422	COVID19 Senior Outreach Program	05A	LMC	\$937.00
	6673251	COVID19 Senior Outreach Program	05A	LMC	\$1,815.00
	6686078	COVID19 Senior Outreach Program	05A	LMC	\$1,709.00
11615	6405352	Emergency Rental Assistance Program - 5th District	05Q	LMC	\$342,326.00
	6659665	Emergency Rental Assistance Program - 5th District	05Q	LMC	\$103,249.00
	6670692	Emergency Rental Assistance Program - 5th District	05Q	LMC	\$51,000.00
11617	6520736	Virtual Youth Services Program	05Z	LMC	\$12,500.00
	6534467	Virtual Youth Services Program	05Z	LMC	\$6,250.00
11618	6534467	Grocery Delivery Program	05Z	LMC	\$35,908.00
11619	6528900	Emergency Rental Assistance	05Q	LMC	\$121,862.00
	6626552	Emergency Rental Assistance	05Q	LMC	\$20,355.00
	6634744	Emergency Rental Assistance	05Q	LMC	\$23,533.00
11620	6411193	COVID 19 - S. Mark Taper Foundation Shelter Resource Bank	03T	LMC	\$69,091.00
	6422096	COVID 19 - S. Mark Taper Foundation Shelter Resource Bank	03T	LMC	\$55,643.00
	6429000	COVID 19 - S. Mark Taper Foundation Shelter Resource Bank	03T	LMC	\$54,778.00
	6439047	COVID 19 - S. Mark Taper Foundation Shelter Resource Bank	03T	LMC	\$27,369.00

	6451826	COVID 19 - S. Mark Taper Foundation Shelter Resource Bank	03T	LMC	\$7,261.00
	6461714	COVID 19 - S. Mark Taper Foundation Shelter Resource Bank	03T	LMC	\$9,659.00
	6472831	COVID 19 - S. Mark Taper Foundation Shelter Resource Bank	03T	LMC	\$16,913.00
	6482926	COVID 19 - S. Mark Taper Foundation Shelter Resource Bank	03T	LMC	\$12,923.00
	6496964	COVID 19 - S. Mark Taper Foundation Shelter Resource Bank	03T	LMC	\$12,662.00
	6507743	COVID 19 - S. Mark Taper Foundation Shelter Resource Bank	03T	LMC	\$14,325.00
	6528900	COVID 19 - S. Mark Taper Foundation Shelter Resource Bank	03T	LMC	\$117,800.00
	6534458	COVID 19 - S. Mark Taper Foundation Shelter Resource Bank	03T	LMC	\$3,492.00
	6545699	COVID 19 - S. Mark Taper Foundation Shelter Resource Bank	03T	LMC	\$7,368.00
	6568565	COVID 19 - S. Mark Taper Foundation Shelter Resource Bank	03T	LMC	\$16,927.00
	6673251	COVID 19 - S. Mark Taper Foundation Shelter Resource Bank	03T	LMC	\$51,971.00
11621	6397190	Emergency Rental Assistance - 1st District SGV	05Q	LMC	\$50,000.00
	6411193	Emergency Rental Assistance - 1st District SGV	05Q	LMC	\$74,575.00
11622	6413346	COVID-19 Business Recovery Program - Economic Development Grants	18A	LMJ	\$135,430.00
	6439047	COVID-19 Business Recovery Program - Economic Development Grants	18A	LMJ	\$1,440.00
	6507743	COVID-19 Business Recovery Program - Economic Development Grants	18A	LMJ	\$607.00
	6528900	COVID-19 Business Recovery Program - Economic Development Grants	18A	LMJ	\$485.00
11623	6434901	Business Assistance Grant Program	18A	LMA	\$373.00
	6436565	Business Assistance Grant Program	18A	LMA	\$74,685.00
	6444447	Business Assistance Grant Program	18A	LMA	\$57,029.00
	6472831	Business Assistance Grant Program	18A	LMA	\$22,278.00
	6485992	Business Assistance Grant Program	18A	LMA	\$2,128.00
	6513407	Business Assistance Grant Program	18A	LMA	\$11,790.00
	6528900	Business Assistance Grant Program	18A	LMA	\$918.00
11633	6494211	COVID 19 Beverly Hills CDBG-CV Senior Activities	05A	LMC	\$70,340.00
	6520736	COVID 19 Beverly Hills CDBG-CV Senior Activities	05A	LMC	\$30,074.00
11635	6407430	COVID19 Emergency Rental Assistance - 1st District	05Q	LMC	\$28,146.00
	6534467	COVID19 Emergency Rental Assistance - 1st District	05Q	LMC	\$24,463.00
11636	6397190	COVID-19 - Microenterprise Assistance Program	18C	LMA	\$77,000.00
	6418030	COVID-19 - Microenterprise Assistance Program	18C	LMA	\$187,000.00
	6531546	COVID-19 - Microenterprise Assistance Program	18C	LMA	\$36,000.00
11637	6472831	Safer at Home Program	05Z	LMA	\$21,242.00
	6475343	Safer at Home Program	05Z	LMA	\$2,563.00
	6482926	Safer at Home Program	05Z	LMA	\$2,594.00
	6513407	Safer at Home Program	05Z	LMA	\$3,832.00
	6517968	Safer at Home Program	05Z	LMA	\$1,252.00
	6528900	Safer at Home Program	05Z	LMA	\$825.00
	6542314	Safer at Home Program	05Z	LMA	\$315.00
	6556350	Safer at Home Program	05Z	LMA	\$654.00

	6566633	Safer at Home Program	05Z	LMA	\$1,024.00
	6576185	Safer at Home Program	05Z	LMA	\$838.00
	6598209	Safer at Home Program	05Z	LMA	\$930.00
	6609284	Safer at Home Program	05Z	LMA	\$307.00
	6639879	Safer at Home Program	05Z	LMA	\$1,723.00
	6668055	Safer at Home Program	05Z	LMA	\$2,369.00
	6673251	Safer at Home Program	05Z	LMA	\$583.00
	6696205	Safer at Home Program	05Z	LMA	\$288.00
	6701293	Safer at Home Program	05Z	LMA	\$503.00
	6723454	Safer at Home Program	05Z	LMA	\$390.00
	6726182	Safer at Home Program	05Z	LMA	\$352.00
	6736485	Safer at Home Program	05Z	LMA	\$141.00
	6758233	Safer at Home Program	05Z	LMA	\$145.00
	6777441	Safer at Home Program	05Z	LMA	\$811.00
	6796575	Safer at Home Program	05Z	LMA	\$410.00
	6807389	Safer at Home Program	05Z	LMA	\$5,205.00
11638	6439047	Temporary Emergency Rental Assistance Program	05Q	LMC	\$77,700.00
	6441806	Temporary Emergency Rental Assistance Program	05Q	LMC	\$44,850.00
11639	6429000	COVID-19 Senior Nutrition Program	05A	LMC	\$21,520.00
11646	6467415	COVID-19 Housing Relief	05Q	LMC	\$5,000.00
11647	6407430	COVID-19 Senior Meals Program	05A	LMC	\$19,950.00
	6424201	COVID-19 Senior Meals Program	05A	LMC	\$7,483.00
	6444447	COVID-19 Senior Meals Program	05A	LMC	\$17,292.00
	6467415	COVID-19 Senior Meals Program	05A	LMC	\$5,423.00
11648	6467415	Small Business Assistance	18A	LMA	\$65,000.00
	6496964	Small Business Assistance	18A	LMA	\$52,500.00
	6501876	Small Business Assistance	18A	LMA	\$7,500.00
	6526256	Small Business Assistance	18A	LMA	\$5,000.00
11660	6429129	COVID-19 Small Business Grant Program	18A	LMA	\$68,448.00
	6432762	COVID-19 Small Business Grant Program	18A	LMA	\$102,672.00
	6434901	COVID-19 Small Business Grant Program	18A	LMA	\$34,224.00
11669	6441806	COVID 19 - Bell Gardens Residential Tenant Rental Assistance Grant	05Q	LMC	\$164,040.00
	6499720	COVID 19 - Bell Gardens Residential Tenant Rental Assistance Grant	05Q	LMC	\$2,460.00
	6537357	COVID 19 - Bell Gardens Residential Tenant Rental Assistance Grant	05Q	LMC	\$1,740.00
11670	6441806	COVID 19 - Bell Gardens Small Non-Essential Business Assistance Grant	18C	LMA	\$81,000.00
	6459629	COVID 19 - Bell Gardens Small Non-Essential Business Assistance Grant	18C	LMA	\$2,140.00
	6482926	COVID 19 - Bell Gardens Small Non-Essential Business Assistance Grant	18C	LMA	\$1,185.00
11671	6429000	CV Small Business Assistance Grant	18A	LMA	\$27,956.00
	6436565	CV Small Business Assistance Grant	18A	LMA	\$31,288.00

	6439047	CV Small Business Assistance Grant	18A	LMA	\$15,644.00
11672	6420029	COVID-19 Small Business Grant Program	18A	LMJ	\$27,500.00
	6434901	COVID-19 Small Business Grant Program	18A	LMJ	\$10,000.00
	6447255	COVID-19 Small Business Grant Program	18A	LMJ	\$5,000.00
	6482926	COVID-19 Small Business Grant Program	18A	LMJ	\$2,146.00
11675	6501876	Monrovia COVID-19 Emergency Rental Assistance Program	05Q	LMC	\$7,500.00
	6505003	Monrovia COVID-19 Emergency Rental Assistance Program	05Q	LMC	\$500.00
	6510491	Monrovia COVID-19 Emergency Rental Assistance Program	05Q	LMC	\$500.00
11676	6510491	Monrovia COVID-19 Emergency Utility Assistance Program	05Q	LMC	\$1,500.00
	6523564	Monrovia COVID-19 Emergency Utility Assistance Program	05Q	LMC	\$150.00
11677	6501876	Monrovia COVID19 Senior Meals on Wheels Program	05A	LMC	\$18,046.00
	6505003	Monrovia COVID19 Senior Meals on Wheels Program	05A	LMC	\$2,930.00
	6510491	Monrovia COVID19 Senior Meals on Wheels Program	05A	LMC	\$3,501.00
	6523564	Monrovia COVID19 Senior Meals on Wheels Program	05A	LMC	\$3,123.00
	6646592	Monrovia COVID19 Senior Meals on Wheels Program	05A	LMC	\$19,219.00
	6654279	Monrovia COVID19 Senior Meals on Wheels Program	05A	LMC	\$12,281.00
11678	6510491	Monrovia COVID19 Food Distribution Program	05Z	LMC	\$21,424.00
	6526256	Monrovia COVID19 Food Distribution Program	05Z	LMC	\$5,955.00
	6626552	Monrovia COVID19 Food Distribution Program	05Z	LMC	\$13,614.00
	6634744	Monrovia COVID19 Food Distribution Program	05Z	LMC	\$5,169.00
	6668055	Monrovia COVID19 Food Distribution Program	05Z	LMC	\$2,866.00
	6670692	Monrovia COVID19 Food Distribution Program	05Z	LMC	\$9,100.00
11682	6434901	Small Business Assistance Grant Program	18A	LMJ	\$11,980.00
	6436565	Small Business Assistance Grant Program	18A	LMJ	\$23,960.00
11683	6489289	La Verne COVID-19 Micro Business Assistance Grant Program	18C	LMJ	\$47,500.00
	6528900	La Verne COVID-19 Micro Business Assistance Grant Program	18C	LMJ	\$10,000.00
11684	6434901	Small Business Assistance Grant Program	18A	LMJ	\$10,000.00
	6439047	Small Business Assistance Grant Program	18A	LMJ	\$20,000.00
	6444447	Small Business Assistance Grant Program	18A	LMJ	\$9,450.00
11685	6436565	CDBG-CV PPE Business Assistance	18C	LMA	\$690.00
	6444447	CDBG-CV PPE Business Assistance	18C	LMA	\$360.00
	6454711	CDBG-CV PPE Business Assistance	18C	LMA	\$11,642.00
	6457049	CDBG-CV PPE Business Assistance	18C	LMA	\$3,969.00
	6467415	CDBG-CV PPE Business Assistance	18C	LMA	\$2,104.00
	6489289	CDBG-CV PPE Business Assistance	18C	LMA	\$270.00
11686	6523564	CDBG-CV Senior Food Program	05A	LMC	\$5,215.00
	6623231	CDBG-CV Senior Food Program	05A	LMC	\$22,124.00
	6692225	CDBG-CV Senior Food Program	05A	LMC	\$2,594.00
	6723454	CDBG-CV Senior Food Program	05A	LMC	\$5,449.00

	6761815	CDBG-CV Senior Food Program	05A	LMC	\$4,721.00
11691	6526256	COVID Rental Assistance	05Q	LMC	\$25,674.00
11692	6432762	LACDA Small Business Grant Program - Special Economic Development	18A	LMJ	\$49,000.00
	6434901	LACDA Small Business Grant Program - Special Economic Development	18A	LMJ	\$28,324.00
	6444447	LACDA Small Business Grant Program - Special Economic Development	18A	LMJ	\$3,050.00
	6451826	LACDA Small Business Grant Program - Special Economic Development	18A	LMJ	\$10,000.00
	6478120	LACDA Small Business Grant Program - Special Economic Development	18A	LMJ	\$1,150.00
	6520736	LACDA Small Business Grant Program - Special Economic Development	18A	LMJ	\$100.00
11693	6436565	CDBG-CV Residential Food Distribution Program	05Z	LMC	\$690.00
	6444447	CDBG-CV Residential Food Distribution Program	05Z	LMC	\$22,262.00
	6454711	CDBG-CV Residential Food Distribution Program	05Z	LMC	\$32,570.00
	6457049	CDBG-CV Residential Food Distribution Program	05Z	LMC	\$106.29
	6467415	CDBG-CV Residential Food Distribution Program	05Z	LMC	\$10,061.00
	6489289	CDBG-CV Residential Food Distribution Program	05Z	LMC	\$13,887.00
	6499720	CDBG-CV Residential Food Distribution Program	05Z	LMC	\$14,621.71
	6507743	CDBG-CV Residential Food Distribution Program	05Z	LMC	\$7,803.00
	6526256	CDBG-CV Residential Food Distribution Program	05Z	LMC	\$6,816.00
11702	6432762	Hawaiian Gardens CDBG-CV Senior Activities	05A	LMC	\$83,599.00
	6534467	Hawaiian Gardens CDBG-CV Senior Activities	05A	LMC	\$6,401.00
11703	6470092	Distant Learning Wellness Program	05L	LMC	\$5,611.00
	6475343	Distant Learning Wellness Program	05L	LMC	\$10,546.00
	6482926	Distant Learning Wellness Program	05L	LMC	\$5,261.00
	6491645	Distant Learning Wellness Program	05L	LMC	\$7,171.00
	6499720	Distant Learning Wellness Program	05L	LMC	\$6,786.00
	6505003	Distant Learning Wellness Program	05L	LMC	\$6,600.00
	6523564	Distant Learning Wellness Program	05L	LMC	\$7,114.00
	6539610	Distant Learning Wellness Program	05L	LMC	\$6,831.00
	6545699	Distant Learning Wellness Program	05L	LMC	\$6,062.00
	6559167	Distant Learning Wellness Program	05L	LMC	\$5,971.00
	6586855	Distant Learning Wellness Program	05L	LMC	\$10,530.00
	6589790	Distant Learning Wellness Program	05L	LMC	\$5,114.00
	6612094	Distant Learning Wellness Program	05L	LMC	\$2,016.00
	6668055	Distant Learning Wellness Program	05L	LMC	\$7,621.00
	6677698	Distant Learning Wellness Program	05L	LMC	\$5,584.00
	6690854	Distant Learning Wellness Program	05L	LMC	\$6,576.00
	6696205	Distant Learning Wellness Program	05L	LMC	\$6,143.00
	6715400	Distant Learning Wellness Program	05L	LMC	\$6,853.00
	6728550	Distant Learning Wellness Program	05L	LMC	\$13,151.00
	6752990	Distant Learning Wellness Program	05L	LMC	\$5,933.00

	6758664	Distant Learning Wellness Program	05L	LMC	\$6,707.00
	6767247	Distant Learning Wellness Program	05L	LMC	\$6,991.00
	6782914	Distant Learning Wellness Program	05L	LMC	\$5,817.00
	6793569	Distant Learning Wellness Program	05L	LMC	\$10,882.00
	6796775	Distant Learning Wellness Program	05L	LMC	\$79.00
	6811491	Distant Learning Wellness Program	05L	LMC	\$6,711.00
	6831006	Distant Learning Wellness Program	05L	LMC	\$13,263.00
	6885405	Distant Learning Wellness Program	05L	LMC	\$24,518.00
	6895682	Distant Learning Wellness Program	05L	LMC	\$21,005.00
	6935741	Distant Learning Wellness Program	05L	LMC	\$27,520.00
11707	6499720	Emergency Utility Assistance Program	05Q	LMC	\$540.00
	6526256	Emergency Utility Assistance Program	05Q	LMC	\$690.00
	6537357	Emergency Utility Assistance Program	05Q	LMC	\$810.00
	6539976	Emergency Utility Assistance Program	05Q	LMC	\$810.00
	6553366	Emergency Utility Assistance Program	05Q	LMC	\$892.00
	6568565	Emergency Utility Assistance Program	05Q	LMC	\$8,492.00
	6580472	Emergency Utility Assistance Program	05Q	LMC	\$3,870.00
	6586855	Emergency Utility Assistance Program	05Q	LMC	\$5,090.00
11708	6432762	Azusa Small Business Grant Assistance	18A	LMJ	\$84,000.00
	6434901	Azusa Small Business Grant Assistance	18A	LMJ	\$17,500.00
	6439047	Azusa Small Business Grant Assistance	18A	LMJ	\$22,716.00
	6441806	Azusa Small Business Grant Assistance	18A	LMJ	\$9,950.00
	6444447	Azusa Small Business Grant Assistance	18A	LMJ	\$29,500.00
	6445763	Azusa Small Business Grant Assistance	18A	LMJ	\$2,050.00
	6528900	Azusa Small Business Grant Assistance	18A	LMJ	\$564.00
11711	6478120	Neighborhood Cleanup	05V	LMA	\$6,296.00
	6496964	Neighborhood Cleanup	05V	LMA	\$8,202.00
	6534467	Neighborhood Cleanup	05V	LMA	\$9,504.00
	6603747	Neighborhood Cleanup	05V	LMA	\$273.00
	6639879	Neighborhood Cleanup	05V	LMA	\$840.00
	6670692	Neighborhood Cleanup	05V	LMA	\$1,680.00
11714	6444447	Azusa Emergency Utility Assistance Payments	05Q	LMC	\$19,189.00
	6470092	Azusa Emergency Utility Assistance Payments	05Q	LMC	\$8,601.00
	6480378	Azusa Emergency Utility Assistance Payments	05Q	LMC	\$1,362.00
	6494211	Azusa Emergency Utility Assistance Payments	05Q	LMC	\$700.00
11715	6470092	COVID19 Small Business Grant Program	18C	LMJ	\$38,500.00
11716	6534467	COVID 19 Emergency Rental Assistance Program	05Q	LMC	\$53,000.00
11731	6548807	CDBG-CV Senior Center Improvements	03A	LMC	\$116,563.00
11748	6475343	COVID-19 Emergency Rental Assistance Program	05Q	LMC	\$5,219.00

	6494211	COVID-19 Emergency Rental Assistance Program	05Q	LMC	\$89,896.00
	6513407	COVID-19 Emergency Rental Assistance Program	05Q	LMC	\$115,800.00
	6520736	COVID-19 Emergency Rental Assistance Program	05Q	LMC	\$86,630.00
	6548376	COVID-19 Emergency Rental Assistance Program	05Q	LMC	\$7,226.00
11752	6548807	Elderly Nutrition Program	05A	LMC	\$1,823,108.00
	6561813	Elderly Nutrition Program	05A	LMC	\$4,549,882.00
	6576185	Elderly Nutrition Program	05A	LMC	\$2,442,888.00
	6584591	Elderly Nutrition Program	05A	LMC	\$2,290,631.00
	6592575	Elderly Nutrition Program	05A	LMC	\$1,246,691.00
	6612094	Elderly Nutrition Program	05A	LMC	\$1,655,313.00
	6790738	Elderly Nutrition Program	05A	LMC	\$353,268.00
11754	6485992	Covina Small Business Grant Assistance	18A	LMJ	\$10,000.00
	6489289	Covina Small Business Grant Assistance	18A	LMJ	\$30,000.00
	6491645	Covina Small Business Grant Assistance	18A	LMJ	\$14,418.00
	6536654	Covina Small Business Grant Assistance	18A	LMJ	\$2,850.00
11761	6491645	Small Business Assistance Grant Program	18A	LMA	\$30,000.00
	6494211	Small Business Assistance Grant Program	18A	LMA	\$10,000.00
	6496964	Small Business Assistance Grant Program	18A	LMA	\$20,000.00
	6499720	Small Business Assistance Grant Program	18A	LMA	\$10,000.00
	6507743	Small Business Assistance Grant Program	18A	LMA	\$10,000.00
	6510491	Small Business Assistance Grant Program	18A	LMA	\$9,599.00
11768	6496964	Small Business Assistance Grant Program	18A	LMJ	\$10,000.00
	6500435	Small Business Assistance Grant Program	18A	LMJ	\$40,000.00
	6501876	Small Business Assistance Grant Program	18A	LMJ	\$10,000.00
	6507743	Small Business Assistance Grant Program	18A	LMJ	\$10,000.00
	6510491	Small Business Assistance Grant Program	18A	LMJ	\$10,000.00
	6517967	Small Business Assistance Grant Program	18A	LMJ	\$10,000.00
	6526254	Small Business Assistance Grant Program	18A	LMJ	\$10,000.00
11769	6528900	City of Santa Fe Springs CDBG-CV Small Business Grant Program	18A	LMJ	\$78,692.00
11773	6501876	Small Business Assistance Grant Program	18A	LMJ	\$20,000.00
	6505003	Small Business Assistance Grant Program	18A	LMJ	\$17,479.00
11782	6580472	CDBG-CV Business Assistance Program	18A	LMA	\$50,000.00
	6592575	CDBG-CV Business Assistance Program	18A	LMA	\$1,485.00
	6612094	CDBG-CV Business Assistance Program	18A	LMA	\$10,000.00
	6617393	CDBG-CV Business Assistance Program	18A	LMA	\$2,610.00
	6637422	CDBG-CV Business Assistance Program	18A	LMA	\$10,000.00
	6654279	CDBG-CV Business Assistance Program	18A	LMA	\$14,415.00
	6668055	CDBG-CV Business Assistance Program	18A	LMA	\$1,350.00
	6673250	CDBG-CV Business Assistance Program	18A	LMA	\$540.00

11784	6670692	Senior Nutrition Program	05A	LMC	\$6,983.00
	6673251	Senior Nutrition Program	05A	LMC	\$13,338.00
11786	6642902	COVID-19 Food Pantry Project	05Z	LMA	\$6,502.00
11787	6646592	Avalon COVID19 Senior Meals on Wheels Program	05A	LMC	\$17,800.00
11877	6457049	COVID-19 Enhanced Resident Services	05Z	LMC	\$1,531.00
	6522410	COVID-19 Enhanced Resident Services	05Z	LMC	\$358,046.62
	6537357	COVID-19 Enhanced Resident Services	05Z	LMC	\$216.74
	6539976	COVID-19 Enhanced Resident Services	05Z	LMC	\$23,319.14
	6545699	COVID-19 Enhanced Resident Services	05Z	LMC	\$2,185.93
	6556351	COVID-19 Enhanced Resident Services	05Z	LMC	\$21,178.22
	6561813	COVID-19 Enhanced Resident Services	05Z	LMC	\$5,980.85
	6563906	COVID-19 Enhanced Resident Services	05Z	LMC	\$15,904.85
	6570803	COVID-19 Enhanced Resident Services	05Z	LMC	\$5,625.00
	6576182	COVID-19 Enhanced Resident Services	05Z	LMC	\$11,994.40
	6576185	COVID-19 Enhanced Resident Services	05Z	LMC	\$18,904.96
	6585216	COVID-19 Enhanced Resident Services	05Z	LMC	\$15,508.62
	6592575	COVID-19 Enhanced Resident Services	05Z	LMC	\$8,805.15
	6595641	COVID-19 Enhanced Resident Services	05Z	LMC	\$26,301.30
	6603747	COVID-19 Enhanced Resident Services	05Z	LMC	\$7,171.90
	6606375	COVID-19 Enhanced Resident Services	05Z	LMC	\$22,733.71
	6620439	COVID-19 Enhanced Resident Services	05Z	LMC	\$42,205.77
	6620568	COVID-19 Enhanced Resident Services	05Z	LMC	\$11,285.85
	6636376	COVID-19 Enhanced Resident Services	05Z	LMC	\$1,099.99
12010	6803162	Vermont Manchester Transit Oriented Development Offsite Improvements	03Z	LMA	\$1,300,655.00
12011	6646592	Business Assistance Grant Program	18A	LMA	\$15,315.00
	6668055	Business Assistance Grant Program	18A	LMA	\$5,000.00
12012	6626552	LACDA Small Business Grant Program - Special Economic Development	18A	LMJ	\$10,000.00
	6629363	LACDA Small Business Grant Program - Special Economic Development	18A	LMJ	\$8,506.00
12014	6623231	LACDA/Cities Small Business Grant Program	18A	LMJ	\$20,000.00
	6637422	LACDA/Cities Small Business Grant Program	18A	LMJ	\$10,000.00
	6639879	LACDA/Cities Small Business Grant Program	18A	LMJ	\$10,000.00
	6656775	LACDA/Cities Small Business Grant Program	18A	LMJ	\$470.00
	6670692	LACDA/Cities Small Business Grant Program	18A	LMJ	\$3,965.00
12015	6623231	COVID-19 LACDA/Cities Small Business Grant Program	18A	LMJ	\$18,250.00
12019	6617393	LACDA COVID19 SBG R3-SF	18A	LMA	\$8,521.00
12022	6626552	LACDA/Cities Small Business Grant Program	18A	LMJ	\$20,000.00
	6629363	LACDA/Cities Small Business Grant Program	18A	LMJ	\$10,000.00
	6631905	LACDA/Cities Small Business Grant Program	18A	LMJ	\$10,000.00
	6654279	LACDA/Cities Small Business Grant Program	18A	LMJ	\$10,000.00

		6661950	LACDA/Cities Small Business Grant Program	18A	LMJ	\$10,000.00	
		6686078	LACDA/Cities Small Business Grant Program	18A	LMJ	\$10,000.00	
		6690854	LACDA/Cities Small Business Grant Program	18A	LMJ	\$10,000.00	
		6698794	LACDA/Cities Small Business Grant Program	18A	LMJ	\$10,000.00	
		6734316	LACDA/Cities Small Business Grant Program	18A	LMJ	\$10,000.00	
	12033	6804371	CDBG-CV Senior Activities	05A	LMC	\$55,246.00	
	12042	6659665	Torrance Temporary Pallet Shelter Program	03C	LMC	\$39,310.00	
	12051	6670692	Family Food Distribution Program	05Z	LMC	\$24,859.00	
	12052	6673251	COVID-19 Senior Meals Program 2	05A	LMC	\$679.00	
	12267	6890731	COVID ADA Auto Doors at City Hall and Community Center	03Z	LMC	\$30,400.00	
	12271	6807390	CDBG-CV REACH Program	05B	LMC	\$23,925.00	
	12481	6851150	COVID - Homeless Outreach For Supportive Services and Housing	03T	LMC	\$80,000.00	
	12487	6869941	Elderly Nutrition Program II	05A	LMC	\$744,207.00	
		6917499	Elderly Nutrition Program II	05A	LMC	\$127,997.00	
	12489	6912230	COVID Small Business Assistance Program RD2	18A	LMJ	\$29,040.00	
	12495	6934276	CDBG-CV Care Kits	05Z	LMA	\$8,528.00	
2022	3	12240	6808122	COVID19 Senior Meals Project	05A	LMC	\$23,737.00
Total						\$26,664,063.46	

LINE 16 DETAIL: ACTIVITIES INCLUDED IN THE COMPUTATION OF LINE 16

Plan Year	IDIS Project	IDIS Activity	voucnr Number	Activity Name	matrix Code	National Objective	Drawn Amount
2020	2	11425	6441806	COVID19 Emergency Rental Assistance - 4th District	05Q	LMC	\$57,918.00
			6447255	COVID19 Emergency Rental Assistance - 4th District	05Q	LMC	\$32,089.00
			6459629	COVID19 Emergency Rental Assistance - 4th District	05Q	LMC	\$50,114.00
			6464517	COVID19 Emergency Rental Assistance - 4th District	05Q	LMC	\$72,958.00
			6475343	COVID19 Emergency Rental Assistance - 4th District	05Q	LMC	\$35,594.00
			6482926	COVID19 Emergency Rental Assistance - 4th District	05Q	LMC	\$27,758.00
			6501876	COVID19 Emergency Rental Assistance - 4th District	05Q	LMC	\$22,312.00
			6507743	COVID19 Emergency Rental Assistance - 4th District	05Q	LMC	\$19,390.00
			6517968	COVID19 Emergency Rental Assistance - 4th District	05Q	LMC	\$13,103.00
			6523564	COVID19 Emergency Rental Assistance - 4th District	05Q	LMC	\$11,041.00
		11437	6403254	COVID19 Emergency Rental Assistance - 4th District	05Q	LMC	\$39,988.00
			6411193	COVID19 Emergency Rental Assistance - 4th District	05Q	LMC	\$40,992.00
			6422096	COVID19 Emergency Rental Assistance - 4th District	05Q	LMC	\$35,800.00
			6432762	COVID19 Emergency Rental Assistance - 4th District	05Q	LMC	\$29,866.00
			6439047	COVID19 Emergency Rental Assistance - 4th District	05Q	LMC	\$10,404.00
			6447255	COVID19 Emergency Rental Assistance - 4th District	05Q	LMC	\$4,651.00
			6470092	COVID19 Emergency Rental Assistance - 4th District	05Q	LMC	\$2,200.00

	6480378	COVID19 Emergency Rental Assistance - 4th District	05Q	LMC	\$13,411.00
	6494211	COVID19 Emergency Rental Assistance - 4th District	05Q	LMC	\$17,598.00
	6505003	COVID19 Emergency Rental Assistance - 4th District	05Q	LMC	\$21,087.00
	6512121	COVID19 Emergency Rental Assistance - 4th District	05Q	LMC	\$510.00
	6517968	COVID19 Emergency Rental Assistance - 4th District	05Q	LMC	\$22,955.00
	6536654	COVID19 Emergency Rental Assistance - 4th District	05Q	LMC	\$3,459.00
	6539833	COVID19 Emergency Rental Assistance - 4th District	05Q	LMC	\$1,531.00
11438	6396778	Emergency Rental Assistance - 5th District	05Q	LMC	\$4,990.00
	6403254	Emergency Rental Assistance - 5th District	05Q	LMC	\$13,878.00
	6413346	Emergency Rental Assistance - 5th District	05Q	LMC	\$53,722.00
	6420029	Emergency Rental Assistance - 5th District	05Q	LMC	\$27,013.00
	6432762	Emergency Rental Assistance - 5th District	05Q	LMC	\$36,718.00
	6439047	Emergency Rental Assistance - 5th District	05Q	LMC	\$13,423.00
	6449558	Emergency Rental Assistance - 5th District	05Q	LMC	\$10,691.00
	6461714	Emergency Rental Assistance - 5th District	05Q	LMC	\$6,194.00
11439	6422096	Senior Assistance Program	05A	LMC	\$1,623.00
	6426585	Senior Assistance Program	05A	LMC	\$3,623.00
	6429000	Senior Assistance Program	05A	LMC	\$5,771.00
	6439047	Senior Assistance Program	05A	LMC	\$2,010.00
	6451826	Senior Assistance Program	05A	LMC	\$329.00
	6459629	Senior Assistance Program	05A	LMC	\$7,783.00
	6499720	Senior Assistance Program	05A	LMC	\$11,600.00
	6507743	Senior Assistance Program	05A	LMC	\$588.00
	6523564	Senior Assistance Program	05A	LMC	\$173.00
11440	6422096	Virtual Recreation Program	05Z	LMC	\$1,828.00
	6426585	Virtual Recreation Program	05Z	LMC	\$4,012.00
	6429000	Virtual Recreation Program	05Z	LMC	\$6,163.00
	6478120	Virtual Recreation Program	05Z	LMC	\$2,497.00
11441	6405353	Senior Citizen COVID-19 Relief Program - Walnut Basic Bag 4 U	05A	LMC	\$31,354.00
	6411193	Senior Citizen COVID-19 Relief Program - Walnut Basic Bag 4 U	05A	LMC	\$5,395.00
	6426585	Senior Citizen COVID-19 Relief Program - Walnut Basic Bag 4 U	05A	LMC	\$37,128.00
11442	6413346	COVID-19 Emergency Rental Assistance Program	05Q	LMC	\$52,412.00
	6424201	COVID-19 Emergency Rental Assistance Program	05Q	LMC	\$32,581.00
	6441806	COVID-19 Emergency Rental Assistance Program	05Q	LMC	\$31,669.00
	6451826	COVID-19 Emergency Rental Assistance Program	05Q	LMC	\$17,561.00
	6464517	COVID-19 Emergency Rental Assistance Program	05Q	LMC	\$18,755.00
	6475343	COVID-19 Emergency Rental Assistance Program	05Q	LMC	\$67,363.00
	6491645	COVID-19 Emergency Rental Assistance Program	05Q	LMC	\$19,088.00
	6517968	COVID-19 Emergency Rental Assistance Program	05Q	LMC	\$31,639.00

	6528900	COVID-19 Emergency Rental Assistance Program	05Q	LMC	\$12,000.00
11445	6436565	COVID 19 Emergency Rental Assistance - 2nd District	05Q	LMC	\$62,061.00
	6444447	COVID 19 Emergency Rental Assistance - 2nd District	05Q	LMC	\$11,935.00
	6449558	COVID 19 Emergency Rental Assistance - 2nd District	05Q	LMC	\$3,300.00
	6464517	COVID 19 Emergency Rental Assistance - 2nd District	05Q	LMC	\$11,000.00
	6478120	COVID 19 Emergency Rental Assistance - 2nd District	05Q	LMC	\$9,735.00
	6489289	COVID 19 Emergency Rental Assistance - 2nd District	05Q	LMC	\$26,118.00
	6528900	COVID 19 Emergency Rental Assistance - 2nd District	05Q	LMC	\$13,200.00
11446	6403255	COVID-19 Senior Nutrition Program	05A	LMC	\$5,625.00
11447	6429000	Senior Care Packages Program	05A	LMC	\$3,157.00
	6464517	Senior Care Packages Program	05A	LMC	\$975.00
	6496964	Senior Care Packages Program	05A	LMC	\$6,346.00
11448	6409535	Senior Activities	05A	LMC	\$1,398.00
	6418030	Senior Activities	05A	LMC	\$1,461.00
	6423173	Senior Activities	05A	LMC	\$15,088.00
	6439047	Senior Activities	05A	LMC	\$8,629.00
	6449558	Senior Activities	05A	LMC	\$3,651.00
	6459629	Senior Activities	05A	LMC	\$4,613.00
	6467415	Senior Activities	05A	LMC	\$3,212.00
	6478120	Senior Activities	05A	LMC	\$7,800.00
	6494211	Senior Activities	05A	LMC	\$8,163.00
	6499720	Senior Activities	05A	LMC	\$7,145.00
	6513407	Senior Activities	05A	LMC	\$4,945.00
	6520736	Senior Activities	05A	LMC	\$4,944.00
	6539610	Senior Activities	05A	LMC	\$5,968.00
	6548376	Senior Activities	05A	LMC	\$5,018.00
	6556350	Senior Activities	05A	LMC	\$8,620.00
	6568565	Senior Activities	05A	LMC	\$4,829.00
	6580472	Senior Activities	05A	LMC	\$4,601.00
	6592575	Senior Activities	05A	LMC	\$4,349.00
	6606368	Senior Activities	05A	LMC	\$3,903.00
	6617393	Senior Activities	05A	LMC	\$4,899.00
	6629365	Senior Activities	05A	LMC	\$6,976.00
	6639879	Senior Activities	05A	LMC	\$3,335.00
	6654279	Senior Activities	05A	LMC	\$4,500.00
	6670692	Senior Activities	05A	LMC	\$14,351.00
	6688615	Senior Activities	05A	LMC	\$6,916.00
	6705261	Senior Activities	05A	LMC	\$12,239.00
	6717173	Senior Activities	05A	LMC	\$7,427.00

	6731385	Senior Activities	05A	LMC	\$6,810.00
	6770122	Senior Activities	05A	LMC	\$7,181.00
	6786297	Senior Activities	05A	LMC	\$5,868.00
	6807388	Senior Activities	05A	LMC	\$1,120.00
11449	6505003	Senior Activities	05A	LMC	\$3,007.00
	6617393	Senior Activities	05A	LMC	\$6,677.00
	6654279	Senior Activities	05A	LMC	\$290.00
	6750420	Senior Activities	05A	LMC	\$7,882.00
11450	6403254	Rent Relief Program - District 1	05Q	LMC	\$2,800.00
	6405352	Rent Relief Program - District 1	05Q	LMC	\$6,000.00
	6407430	Rent Relief Program - District 1	05Q	LMC	\$3,000.00
	6409535	Rent Relief Program - District 1	05Q	LMC	\$20,325.00
	6415571	Rent Relief Program - District 1	05Q	LMC	\$3,875.00
	6416863	Rent Relief Program - District 1	05Q	LMC	\$109.80
	6418030	Rent Relief Program - District 1	05Q	LMC	\$3,000.00
	6420029	Rent Relief Program - District 1	05Q	LMC	\$4,000.00
	6423173	Rent Relief Program - District 1	05Q	LMC	\$24.70
	6445763	Rent Relief Program - District 1	05Q	LMC	\$1,000.00
	6471836	Rent Relief Program - District 1	05Q	LMC	\$52,826.57
	6522410	Rent Relief Program - District 1	05Q	LMC	\$113,590.00
11451	6397190	Rental Relief Program - District 2	05Q	LMC	\$33,320.00
	6399365	Rental Relief Program - District 2	05Q	LMC	\$17,175.00
	6403254	Rental Relief Program - District 2	05Q	LMC	\$11,250.00
	6405352	Rental Relief Program - District 2	05Q	LMC	\$12,850.00
	6407430	Rental Relief Program - District 2	05Q	LMC	\$3,000.00
	6409535	Rental Relief Program - District 2	05Q	LMC	\$1,000.00
	6411193	Rental Relief Program - District 2	05Q	LMC	\$5,700.00
	6415571	Rental Relief Program - District 2	05Q	LMC	\$2,325.00
11457	6407431	COVID-19 Emergency Rental Assistance	05Q	LMC	\$1,000.00
	6415571	COVID-19 Emergency Rental Assistance	05Q	LMC	\$14,000.00
	6422096	COVID-19 Emergency Rental Assistance	05Q	LMC	\$12,600.00
	6432762	COVID-19 Emergency Rental Assistance	05Q	LMC	\$6,114.00
	6441806	COVID-19 Emergency Rental Assistance	05Q	LMC	\$8,786.00
	6451826	COVID-19 Emergency Rental Assistance	05Q	LMC	\$5,000.00
	6459629	COVID-19 Emergency Rental Assistance	05Q	LMC	\$5,000.00
	6470092	COVID-19 Emergency Rental Assistance	05Q	LMC	\$4,090.00
	6491645	COVID-19 Emergency Rental Assistance	05Q	LMC	\$3,910.00
	6510491	COVID-19 Emergency Rental Assistance	05Q	LMC	\$2,000.00
	6528900	COVID-19 Emergency Rental Assistance	05Q	LMC	\$2,000.00

11458	6407431	Claremont COVID-19 Emergency Rental Assistance Program	05Q	LMC	\$88,776.00
	6424201	Claremont COVID-19 Emergency Rental Assistance Program	05Q	LMC	\$3,983.00
11494	6396778	Topanga Community Meals and Hygiene Products Distribution Program	05Z	LMC	\$14,270.00
	6405352	Topanga Community Meals and Hygiene Products Distribution Program	05Z	LMC	\$20,030.00
	6422096	Topanga Community Meals and Hygiene Products Distribution Program	05Z	LMC	\$14,415.00
	6523564	Topanga Community Meals and Hygiene Products Distribution Program	05Z	LMC	\$9.00
	6526256	Topanga Community Meals and Hygiene Products Distribution Program	05Z	LMC	\$2,750.00
11495	6399366	COVID-19 Emergency Rental Assistance - District 1	05Q	LMC	\$175,000.00
	6451826	COVID-19 Emergency Rental Assistance - District 1	05Q	LMC	\$407,020.00
	6531546	COVID-19 Emergency Rental Assistance - District 1	05Q	LMC	\$117,485.00
11496	6401111	COVID19 Emergency Mortgage/Rental Assistance Program	05Q	LMC	\$43,991.00
	6403254	COVID19 Emergency Mortgage/Rental Assistance Program	05Q	LMC	\$4,000.00
	6409535	COVID19 Emergency Mortgage/Rental Assistance Program	05Q	LMC	\$15,591.00
	6420029	COVID19 Emergency Mortgage/Rental Assistance Program	05Q	LMC	\$30,708.00
	6429000	COVID19 Emergency Mortgage/Rental Assistance Program	05Q	LMC	\$21,149.00
	6436565	COVID19 Emergency Mortgage/Rental Assistance Program	05Q	LMC	\$14,416.00
	6447255	COVID19 Emergency Mortgage/Rental Assistance Program	05Q	LMC	\$8,561.00
	6459629	COVID19 Emergency Mortgage/Rental Assistance Program	05Q	LMC	\$4,000.00
	6467415	COVID19 Emergency Mortgage/Rental Assistance Program	05Q	LMC	\$7,400.00
	6482926	COVID19 Emergency Mortgage/Rental Assistance Program	05Q	LMC	\$4,000.00
	6491645	COVID19 Emergency Mortgage/Rental Assistance Program	05Q	LMC	\$3,832.00
11498	6432762	COVID-19 - Home Delivery Meals for Seniors	05A	LMC	\$40,404.00
	6459629	COVID-19 - Home Delivery Meals for Seniors	05A	LMC	\$67,704.00
	6517968	COVID-19 - Home Delivery Meals for Seniors	05A	LMC	\$30,133.00
11502	6510491	COVID19 Topanga Portable Restroom/Hygiene Station	03T	LMC	\$2,775.22
11567	6445763	CV Emergency Rental Assistance Program	05Q	LMC	\$54,625.00
	6464517	CV Emergency Rental Assistance Program	05Q	LMC	\$3,600.00
	6482926	CV Emergency Rental Assistance Program	05Q	LMC	\$26,034.00
	6520736	CV Emergency Rental Assistance Program	05Q	LMC	\$14,273.00
	6528900	CV Emergency Rental Assistance Program	05Q	LMC	\$1,293.00
11568	6424201	CV Senior Nutrition Program	05A	LMC	\$1,470.00
	6445763	CV Senior Nutrition Program	05A	LMC	\$3,797.00
	6464517	CV Senior Nutrition Program	05A	LMC	\$1,733.00
11569	6396998	CDBG-CV Housing Assistance Project Delivery Cost	05Q	LMC	\$55,127.28
	6415571	CDBG-CV Housing Assistance Project Delivery Cost	05Q	LMC	\$182.59
	6416863	CDBG-CV Housing Assistance Project Delivery Cost	05Q	LMC	\$53,809.64
	6420029	CDBG-CV Housing Assistance Project Delivery Cost	05Q	LMC	\$213.14
	6423173	CDBG-CV Housing Assistance Project Delivery Cost	05Q	LMC	\$19,486.96
	6430238	CDBG-CV Housing Assistance Project Delivery Cost	05Q	LMC	\$863.56

	6432762	CDBG-CV Housing Assistance Project Delivery Cost	05Q	LMC	\$474.34
	6451829	CDBG-CV Housing Assistance Project Delivery Cost	05Q	LMC	\$48.30
	6471836	CDBG-CV Housing Assistance Project Delivery Cost	05Q	LMC	\$105.96
	6494209	CDBG-CV Housing Assistance Project Delivery Cost	05Q	LMC	\$138.59
	6494211	CDBG-CV Housing Assistance Project Delivery Cost	05Q	LMC	\$108.71
	6512121	CDBG-CV Housing Assistance Project Delivery Cost	05Q	LMC	\$106.29
	6522410	CDBG-CV Housing Assistance Project Delivery Cost	05Q	LMC	\$216.81
11614	6418030	COVID19 Senior Outreach Program	05A	LMC	\$6,470.00
	6517968	COVID19 Senior Outreach Program	05A	LMC	\$5,303.00
	6526256	COVID19 Senior Outreach Program	05A	LMC	\$582.00
	6542314	COVID19 Senior Outreach Program	05A	LMC	\$7,695.00
	6563905	COVID19 Senior Outreach Program	05A	LMC	\$3,290.00
	6589790	COVID19 Senior Outreach Program	05A	LMC	\$1,658.00
	6637422	COVID19 Senior Outreach Program	05A	LMC	\$937.00
	6673251	COVID19 Senior Outreach Program	05A	LMC	\$1,815.00
	6686078	COVID19 Senior Outreach Program	05A	LMC	\$1,709.00
11615	6405352	Emergency Rental Assistance Program - 5th District	05Q	LMC	\$342,326.00
	6659665	Emergency Rental Assistance Program - 5th District	05Q	LMC	\$103,249.00
	6670692	Emergency Rental Assistance Program - 5th District	05Q	LMC	\$51,000.00
11617	6520736	Virtual Youth Services Program	05Z	LMC	\$12,500.00
	6534467	Virtual Youth Services Program	05Z	LMC	\$6,250.00
11618	6534467	Grocery Delivery Program	05Z	LMC	\$35,908.00
11619	6528900	Emergency Rental Assistance	05Q	LMC	\$121,862.00
	6626552	Emergency Rental Assistance	05Q	LMC	\$20,355.00
	6634744	Emergency Rental Assistance	05Q	LMC	\$23,533.00
11620	6411193	COVID 19 - S. Mark Taper Foundation Shelter Resource Bank	03T	LMC	\$69,091.00
	6422096	COVID 19 - S. Mark Taper Foundation Shelter Resource Bank	03T	LMC	\$55,643.00
	6429000	COVID 19 - S. Mark Taper Foundation Shelter Resource Bank	03T	LMC	\$54,778.00
	6439047	COVID 19 - S. Mark Taper Foundation Shelter Resource Bank	03T	LMC	\$27,369.00
	6451826	COVID 19 - S. Mark Taper Foundation Shelter Resource Bank	03T	LMC	\$7,261.00
	6461714	COVID 19 - S. Mark Taper Foundation Shelter Resource Bank	03T	LMC	\$9,659.00
	6472831	COVID 19 - S. Mark Taper Foundation Shelter Resource Bank	03T	LMC	\$16,913.00
	6482926	COVID 19 - S. Mark Taper Foundation Shelter Resource Bank	03T	LMC	\$12,923.00
	6496964	COVID 19 - S. Mark Taper Foundation Shelter Resource Bank	03T	LMC	\$12,662.00
	6507743	COVID 19 - S. Mark Taper Foundation Shelter Resource Bank	03T	LMC	\$14,325.00
	6528900	COVID 19 - S. Mark Taper Foundation Shelter Resource Bank	03T	LMC	\$117,800.00
	6534458	COVID 19 - S. Mark Taper Foundation Shelter Resource Bank	03T	LMC	\$3,492.00
	6545699	COVID 19 - S. Mark Taper Foundation Shelter Resource Bank	03T	LMC	\$7,368.00
	6568565	COVID 19 - S. Mark Taper Foundation Shelter Resource Bank	03T	LMC	\$16,927.00

	6673251	COVID 19 - S. Mark Taper Foundation Shelter Resource Bank	03T	LMC	\$51,971.00
11621	6397190	Emergency Rental Assistance - 1st District SGV	05Q	LMC	\$50,000.00
	6411193	Emergency Rental Assistance - 1st District SGV	05Q	LMC	\$74,575.00
11633	6494211	COVID 19 Beverly Hills CDBG-CV Senior Activities	05A	LMC	\$70,340.00
	6520736	COVID 19 Beverly Hills CDBG-CV Senior Activities	05A	LMC	\$30,074.00
11635	6407430	COVID19 Emergency Rental Assistance - 1st District	05Q	LMC	\$28,146.00
	6534467	COVID19 Emergency Rental Assistance - 1st District	05Q	LMC	\$24,463.00
11637	6472831	Safer at Home Program	05Z	LMA	\$21,242.00
	6475343	Safer at Home Program	05Z	LMA	\$2,563.00
	6482926	Safer at Home Program	05Z	LMA	\$2,594.00
	6513407	Safer at Home Program	05Z	LMA	\$3,832.00
	6517968	Safer at Home Program	05Z	LMA	\$1,252.00
	6528900	Safer at Home Program	05Z	LMA	\$825.00
	6542314	Safer at Home Program	05Z	LMA	\$315.00
	6556350	Safer at Home Program	05Z	LMA	\$654.00
	6566633	Safer at Home Program	05Z	LMA	\$1,024.00
	6576185	Safer at Home Program	05Z	LMA	\$838.00
	6598209	Safer at Home Program	05Z	LMA	\$930.00
	6609284	Safer at Home Program	05Z	LMA	\$307.00
	6639879	Safer at Home Program	05Z	LMA	\$1,723.00
	6668055	Safer at Home Program	05Z	LMA	\$2,369.00
	6673251	Safer at Home Program	05Z	LMA	\$583.00
	6696205	Safer at Home Program	05Z	LMA	\$288.00
	6701293	Safer at Home Program	05Z	LMA	\$503.00
	6723454	Safer at Home Program	05Z	LMA	\$390.00
	6726182	Safer at Home Program	05Z	LMA	\$352.00
	6736485	Safer at Home Program	05Z	LMA	\$141.00
	6758233	Safer at Home Program	05Z	LMA	\$145.00
	6777441	Safer at Home Program	05Z	LMA	\$811.00
	6796575	Safer at Home Program	05Z	LMA	\$410.00
	6807389	Safer at Home Program	05Z	LMA	\$5,205.00
11638	6439047	Temporary Emergency Rental Assistance Program	05Q	LMC	\$77,700.00
	6441806	Temporary Emergency Rental Assistance Program	05Q	LMC	\$44,850.00
11639	6429000	COVID-19 Senior Nutrition Program	05A	LMC	\$21,520.00
11646	6467415	COVID-19 Housing Relief	05Q	LMC	\$5,000.00
11647	6407430	COVID-19 Senior Meals Program	05A	LMC	\$19,950.00
	6424201	COVID-19 Senior Meals Program	05A	LMC	\$7,483.00
	6444447	COVID-19 Senior Meals Program	05A	LMC	\$17,292.00
	6467415	COVID-19 Senior Meals Program	05A	LMC	\$5,423.00

11669	6441806	COVID 19 - Bell Gardens Residential Tenant Rental Assistance Grant	05Q	LMC	\$164,040.00
	6499720	COVID 19 - Bell Gardens Residential Tenant Rental Assistance Grant	05Q	LMC	\$2,460.00
	6537357	COVID 19 - Bell Gardens Residential Tenant Rental Assistance Grant	05Q	LMC	\$1,740.00
11675	6501876	Monrovia COVID-19 Emergency Rental Assistance Program	05Q	LMC	\$7,500.00
	6505003	Monrovia COVID-19 Emergency Rental Assistance Program	05Q	LMC	\$500.00
	6510491	Monrovia COVID-19 Emergency Rental Assistance Program	05Q	LMC	\$500.00
11676	6510491	Monrovia COVID-19 Emergency Utility Assistance Program	05Q	LMC	\$1,500.00
	6523564	Monrovia COVID-19 Emergency Utility Assistance Program	05Q	LMC	\$150.00
11677	6501876	Monrovia COVID19 Senior Meals on Wheels Program	05A	LMC	\$18,046.00
	6505003	Monrovia COVID19 Senior Meals on Wheels Program	05A	LMC	\$2,930.00
	6510491	Monrovia COVID19 Senior Meals on Wheels Program	05A	LMC	\$3,501.00
	6523564	Monrovia COVID19 Senior Meals on Wheels Program	05A	LMC	\$3,123.00
	6646592	Monrovia COVID19 Senior Meals on Wheels Program	05A	LMC	\$19,219.00
	6654279	Monrovia COVID19 Senior Meals on Wheels Program	05A	LMC	\$12,281.00
11678	6510491	Monrovia COVID19 Food Distribution Program	05Z	LMC	\$21,424.00
	6526256	Monrovia COVID19 Food Distribution Program	05Z	LMC	\$5,955.00
	6626552	Monrovia COVID19 Food Distribution Program	05Z	LMC	\$13,614.00
	6634744	Monrovia COVID19 Food Distribution Program	05Z	LMC	\$5,169.00
	6668055	Monrovia COVID19 Food Distribution Program	05Z	LMC	\$2,866.00
	6670692	Monrovia COVID19 Food Distribution Program	05Z	LMC	\$9,100.00
11686	6523564	CDBG-CV Senior Food Program	05A	LMC	\$5,215.00
	6623231	CDBG-CV Senior Food Program	05A	LMC	\$22,124.00
	6692225	CDBG-CV Senior Food Program	05A	LMC	\$2,594.00
	6723454	CDBG-CV Senior Food Program	05A	LMC	\$5,449.00
	6761815	CDBG-CV Senior Food Program	05A	LMC	\$4,721.00
11691	6526256	COVID Rental Assistance	05Q	LMC	\$25,674.00
11693	6436565	CDBG-CV Residential Food Distribution Program	05Z	LMC	\$690.00
	6444447	CDBG-CV Residential Food Distribution Program	05Z	LMC	\$22,262.00
	6454711	CDBG-CV Residential Food Distribution Program	05Z	LMC	\$32,570.00
	6457049	CDBG-CV Residential Food Distribution Program	05Z	LMC	\$106.29
	6467415	CDBG-CV Residential Food Distribution Program	05Z	LMC	\$10,061.00
	6489289	CDBG-CV Residential Food Distribution Program	05Z	LMC	\$13,887.00
	6499720	CDBG-CV Residential Food Distribution Program	05Z	LMC	\$14,621.71
	6507743	CDBG-CV Residential Food Distribution Program	05Z	LMC	\$7,803.00
	6526256	CDBG-CV Residential Food Distribution Program	05Z	LMC	\$6,816.00
11702	6432762	Hawaiian Gardens CDBG-CV Senior Activities	05A	LMC	\$83,599.00
	6534467	Hawaiian Gardens CDBG-CV Senior Activities	05A	LMC	\$6,401.00
11703	6470092	Distant Learning Wellness Program	05L	LMC	\$5,611.00
	6475343	Distant Learning Wellness Program	05L	LMC	\$10,546.00

	6482926	Distant Learning Wellness Program	05L	LMC	\$5,261.00
	6491645	Distant Learning Wellness Program	05L	LMC	\$7,171.00
	6499720	Distant Learning Wellness Program	05L	LMC	\$6,786.00
	6505003	Distant Learning Wellness Program	05L	LMC	\$6,600.00
	6523564	Distant Learning Wellness Program	05L	LMC	\$7,114.00
	6539610	Distant Learning Wellness Program	05L	LMC	\$6,831.00
	6545699	Distant Learning Wellness Program	05L	LMC	\$6,062.00
	6559167	Distant Learning Wellness Program	05L	LMC	\$5,971.00
	6586855	Distant Learning Wellness Program	05L	LMC	\$10,530.00
	6589790	Distant Learning Wellness Program	05L	LMC	\$5,114.00
	6612094	Distant Learning Wellness Program	05L	LMC	\$2,016.00
	6668055	Distant Learning Wellness Program	05L	LMC	\$7,621.00
	6677698	Distant Learning Wellness Program	05L	LMC	\$5,584.00
	6690854	Distant Learning Wellness Program	05L	LMC	\$6,576.00
	6696205	Distant Learning Wellness Program	05L	LMC	\$6,143.00
	6715400	Distant Learning Wellness Program	05L	LMC	\$6,853.00
	6728550	Distant Learning Wellness Program	05L	LMC	\$13,151.00
	6752990	Distant Learning Wellness Program	05L	LMC	\$5,933.00
	6758664	Distant Learning Wellness Program	05L	LMC	\$6,707.00
	6767247	Distant Learning Wellness Program	05L	LMC	\$6,991.00
	6782914	Distant Learning Wellness Program	05L	LMC	\$5,817.00
	6793569	Distant Learning Wellness Program	05L	LMC	\$10,882.00
	6796775	Distant Learning Wellness Program	05L	LMC	\$79.00
	6811491	Distant Learning Wellness Program	05L	LMC	\$6,711.00
	6831006	Distant Learning Wellness Program	05L	LMC	\$13,263.00
	6885405	Distant Learning Wellness Program	05L	LMC	\$24,518.00
	6895682	Distant Learning Wellness Program	05L	LMC	\$21,005.00
	6935741	Distant Learning Wellness Program	05L	LMC	\$27,520.00
11707	6499720	Emergency Utility Assistance Program	05Q	LMC	\$540.00
	6526256	Emergency Utility Assistance Program	05Q	LMC	\$690.00
	6537357	Emergency Utility Assistance Program	05Q	LMC	\$810.00
	6539976	Emergency Utility Assistance Program	05Q	LMC	\$810.00
	6553366	Emergency Utility Assistance Program	05Q	LMC	\$892.00
	6568565	Emergency Utility Assistance Program	05Q	LMC	\$8,492.00
	6580472	Emergency Utility Assistance Program	05Q	LMC	\$3,870.00
	6586855	Emergency Utility Assistance Program	05Q	LMC	\$5,090.00
11711	6478120	Neighborhood Cleanup	05V	LMA	\$6,296.00
	6496964	Neighborhood Cleanup	05V	LMA	\$8,202.00
	6534467	Neighborhood Cleanup	05V	LMA	\$9,504.00

	6603747	Neighborhood Cleanup	05V	LMA	\$273.00
	6639879	Neighborhood Cleanup	05V	LMA	\$840.00
	6670692	Neighborhood Cleanup	05V	LMA	\$1,680.00
11714	6444447	Azusa Emergency Utility Assistance Payments	05Q	LMC	\$19,189.00
	6470092	Azusa Emergency Utility Assistance Payments	05Q	LMC	\$8,601.00
	6480378	Azusa Emergency Utility Assistance Payments	05Q	LMC	\$1,362.00
	6494211	Azusa Emergency Utility Assistance Payments	05Q	LMC	\$700.00
11716	6534467	COVID 19 Emergency Rental Assistance Program	05Q	LMC	\$53,000.00
11748	6475343	COVID-19 Emergency Rental Assistance Program	05Q	LMC	\$5,219.00
	6494211	COVID-19 Emergency Rental Assistance Program	05Q	LMC	\$89,896.00
	6513407	COVID-19 Emergency Rental Assistance Program	05Q	LMC	\$115,800.00
	6520736	COVID-19 Emergency Rental Assistance Program	05Q	LMC	\$86,630.00
	6548376	COVID-19 Emergency Rental Assistance Program	05Q	LMC	\$7,226.00
11752	6548807	Elderly Nutrition Program	05A	LMC	\$1,823,108.00
	6561813	Elderly Nutrition Program	05A	LMC	\$4,549,882.00
	6576185	Elderly Nutrition Program	05A	LMC	\$2,442,888.00
	6584591	Elderly Nutrition Program	05A	LMC	\$2,290,631.00
	6592575	Elderly Nutrition Program	05A	LMC	\$1,246,691.00
	6612094	Elderly Nutrition Program	05A	LMC	\$1,655,313.00
	6790738	Elderly Nutrition Program	05A	LMC	\$353,268.00
11784	6670692	Senior Nutrition Program	05A	LMC	\$6,983.00
	6673251	Senior Nutrition Program	05A	LMC	\$13,338.00
11786	6642902	COVID-19 Food Pantry Project	05Z	LMA	\$6,502.00
11787	6646592	Avalon COVID19 Senior Meals on Wheels Program	05A	LMC	\$17,800.00
11877	6457049	COVID-19 Enhanced Resident Services	05Z	LMC	\$1,531.00
	6522410	COVID-19 Enhanced Resident Services	05Z	LMC	\$358,046.62
	6537357	COVID-19 Enhanced Resident Services	05Z	LMC	\$216.74
	6539976	COVID-19 Enhanced Resident Services	05Z	LMC	\$23,319.14
	6545699	COVID-19 Enhanced Resident Services	05Z	LMC	\$2,185.93
	6556351	COVID-19 Enhanced Resident Services	05Z	LMC	\$21,178.22
	6561813	COVID-19 Enhanced Resident Services	05Z	LMC	\$5,980.85
	6563906	COVID-19 Enhanced Resident Services	05Z	LMC	\$15,904.85
	6570803	COVID-19 Enhanced Resident Services	05Z	LMC	\$5,625.00
	6576182	COVID-19 Enhanced Resident Services	05Z	LMC	\$11,994.40
	6576185	COVID-19 Enhanced Resident Services	05Z	LMC	\$18,904.96
	6585216	COVID-19 Enhanced Resident Services	05Z	LMC	\$15,508.62
	6592575	COVID-19 Enhanced Resident Services	05Z	LMC	\$8,805.15
	6595641	COVID-19 Enhanced Resident Services	05Z	LMC	\$26,301.30
	6603747	COVID-19 Enhanced Resident Services	05Z	LMC	\$7,171.90

		6606375	COVID-19 Enhanced Resident Services	05Z	LMC	\$22,733.71	
		6620439	COVID-19 Enhanced Resident Services	05Z	LMC	\$42,205.77	
		6620568	COVID-19 Enhanced Resident Services	05Z	LMC	\$11,285.85	
		6636376	COVID-19 Enhanced Resident Services	05Z	LMC	\$1,099.99	
	12033	6804371	CDBG-CV Senior Activities	05A	LMC	\$55,246.00	
	12051	6670692	Family Food Distribution Program	05Z	LMC	\$24,859.00	
	12052	6673251	COVID-19 Senior Meals Program 2	05A	LMC	\$679.00	
	12271	6807390	CDBG-CV REACH Program	05B	LMC	\$23,925.00	
	12481	6851150	COVID - Homeless Outreach For Supportive Services and Housing	03T	LMC	\$80,000.00	
	12487	6869941	Elderly Nutrition Program II	05A	LMC	\$744,207.00	
		6917499	Elderly Nutrition Program II	05A	LMC	\$127,997.00	
	12495	6934276	CDBG-CV Care Kits	05Z	LMA	\$8,528.00	
2022	3	12240	6808122	COVID19 Senior Meals Project	05A	LMC	\$23,737.00
Total						\$22,364,459.46	

LINE 19 DETAIL: ACTIVITIES INCLUDED IN THE COMPUTATION OF LINE 19

Plan Year	IDIS Project	IDIS Activity	Voucher Number	Activity Name	Matrix Code	National Objective	Drawn Amount
2019	5	12228	6693474	Community Meeting	21C		\$3,675.06
			6703798	Community Meeting	21C		\$7,984.75
			6714339	Community Meeting	21C		\$4,974.89
			6721432	Community Meeting	21C		\$284.93
			6734073	Community Meeting	21C		\$35,393.00
			6758664	Community Meeting	21C		\$1,150.00
2020	2	11460	6387051	CDBG-CV Admin	21A		\$21,778.23
			6396998	CDBG-CV Admin	21A		\$23,864.45
			6399365	CDBG-CV Admin	21A		\$325.00
			6407430	CDBG-CV Admin	21A		\$3,130.70
			6411193	CDBG-CV Admin	21A		\$2,023.95
			6416863	CDBG-CV Admin	21A		\$40,481.14
			6423173	CDBG-CV Admin	21A		\$43,137.16
			6430238	CDBG-CV Admin	21A		\$40,044.30
			6442260	CDBG-CV Admin	21A		\$32,009.81
			6451829	CDBG-CV Admin	21A		\$24,280.86
			6459857	CDBG-CV Admin	21A		\$13,747.10
			6461714	CDBG-CV Admin	21A		\$1,095.00
			6464517	CDBG-CV Admin	21A		\$2,471.35
			6471836	CDBG-CV Admin	21A		\$15,786.54
			6478120	CDBG-CV Admin	21A		\$390.00

6482062	CDBG-CV Admin	21A	\$49,623.02
6494209	CDBG-CV Admin	21A	\$113,943.70
6505003	CDBG-CV Admin	21A	\$3,952.81
6507743	CDBG-CV Admin	21A	\$1,034.68
6510491	CDBG-CV Admin	21A	\$45.32
6512121	CDBG-CV Admin	21A	\$62,890.84
6520734	CDBG-CV Admin	21A	\$651.55
6522410	CDBG-CV Admin	21A	\$113,064.11
6539976	CDBG-CV Admin	21A	\$70,108.03
6556351	CDBG-CV Admin	21A	\$62,562.87
6563906	CDBG-CV Admin	21A	\$38,262.21
6576182	CDBG-CV Admin	21A	\$42,722.64
6585216	CDBG-CV Admin	21A	\$34,163.59
6589790	CDBG-CV Admin	21A	\$255.00
6595641	CDBG-CV Admin	21A	\$32,059.14
6606375	CDBG-CV Admin	21A	\$35,579.27
6609284	CDBG-CV Admin	21A	\$297.50
6612094	CDBG-CV Admin	21A	\$836.47
6617393	CDBG-CV Admin	21A	\$816.17
6620568	CDBG-CV Admin	21A	\$33,659.20
6631905	CDBG-CV Admin	21A	\$866.26
6636376	CDBG-CV Admin	21A	\$31,794.62
6650496	CDBG-CV Admin	21A	\$22,935.76
6661950	CDBG-CV Admin	21A	\$58,318.45
6673394	CDBG-CV Admin	21A	\$9,967.80
6680953	CDBG-CV Admin	21A	\$1,711.53
6693474	CDBG-CV Admin	21A	\$3,152.63
6703798	CDBG-CV Admin	21A	\$3,695.79
6707576	CDBG-CV Admin	21A	\$9,709.16
6714339	CDBG-CV Admin	21A	\$1,801.08
6715400	CDBG-CV Admin	21A	\$380.00
6717173	CDBG-CV Admin	21A	\$79.00
6721432	CDBG-CV Admin	21A	\$2,421.21
6734316	CDBG-CV Admin	21A	\$2,273.05
6758664	CDBG-CV Admin	21A	\$4,546.10
6764676	CDBG-CV Admin	21A	\$612.32
6767527	CDBG-CV Admin	21A	\$2,273.05
6782153	CDBG-CV Admin	21A	\$2,273.05
6796774	CDBG-CV Admin	21A	\$11,555.85

	6803162	CDBG-CV Admin	21A	\$10.00
	6807960	CDBG-CV Admin	21A	\$2,759.39
	6820313	CDBG-CV Admin	21A	\$5,086.80
	6839123	CDBG-CV Admin	21A	\$9,388.95
	6847777	CDBG-CV Admin	21A	\$4,879.38
	6855846	CDBG-CV Admin	21A	\$4,982.22
	6866144	CDBG-CV Admin	21A	\$5,354.14
	6877651	CDBG-CV Admin	21A	\$4,238.17
	6887756	CDBG-CV Admin	21A	\$2,689.40
	6896717	CDBG-CV Admin	21A	\$2,742.54
	6900631	CDBG-CV Admin	21A	\$5,924.52
	6911797	CDBG-CV Admin	21A	\$764.64
	6912229	CDBG-CV Admin	21A	\$3,416.34
	6924771	CDBG-CV Admin	21A	\$12,708.64
	6934278	CDBG-CV Admin	21A	\$822.89
	6940414	CDBG-CV Admin	21A	\$2,775.20
11616	6459629	Fair Housing Assistance Program - COVID-19	21D	\$191,995.00
	6461714	Fair Housing Assistance Program - COVID-19	21D	\$108,674.00
	6507743	Fair Housing Assistance Program - COVID-19	21D	\$580.00
	6531546	Fair Housing Assistance Program - COVID-19	21D	\$2,428.00
	6534467	Fair Housing Assistance Program - COVID-19	21D	\$262,520.00
	6539610	Fair Housing Assistance Program - COVID-19	21D	\$158,096.00
	6553366	Fair Housing Assistance Program - COVID-19	21D	\$230.00
	6566633	Fair Housing Assistance Program - COVID-19	21D	\$230.00
	6601002	Fair Housing Assistance Program - COVID-19	21D	\$72,181.00
	6603747	Fair Housing Assistance Program - COVID-19	21D	\$230.00
	6606368	Fair Housing Assistance Program - COVID-19	21D	\$63,408.00
	6609284	Fair Housing Assistance Program - COVID-19	21D	\$230.00
	6617393	Fair Housing Assistance Program - COVID-19	21D	\$460.00
	6637422	Fair Housing Assistance Program - COVID-19	21D	\$656.00
	6642902	Fair Housing Assistance Program - COVID-19	21D	\$199,922.00
	6659665	Fair Housing Assistance Program - COVID-19	21D	\$71,997.00
	6665495	Fair Housing Assistance Program - COVID-19	21D	\$610.00
	6673251	Fair Housing Assistance Program - COVID-19	21D	\$324,672.00
	6682996	Fair Housing Assistance Program - COVID-19	21D	\$230.00
	6712602	Fair Housing Assistance Program - COVID-19	21D	\$1,000.00
	6739152	Fair Housing Assistance Program - COVID-19	21D	\$66,722.00
	6747311	Fair Housing Assistance Program - COVID-19	21D	\$62,150.00
	6755467	Fair Housing Assistance Program - COVID-19	21D	\$59,311.00

11634	6434901	COVID19 Emergency Rental Assistance Referral Program	21C	\$106,422.00
	6568565	COVID19 Emergency Rental Assistance Referral Program	21C	\$81,556.00
	6656775	COVID19 Emergency Rental Assistance Referral Program	21C	\$124,263.00
11947	6539976	2021-22 Community Meeting	21C	\$1,361.47
	6545699	2021-22 Community Meeting	21C	\$47.47
	6550796	2021-22 Community Meeting	21C	\$4,576.13
	6556350	2021-22 Community Meeting	21C	\$30,500.00
	6556351	2021-22 Community Meeting	21C	\$1,442.88
	6563906	2021-22 Community Meeting	21C	\$8,080.00
	6566633	2021-22 Community Meeting	21C	\$2,020.00
	6576182	2021-22 Community Meeting	21C	\$407.04
	6585216	2021-22 Community Meeting	21C	\$107.73
	6617393	2021-22 Community Meeting	21C	\$4,537.20
12480	6852817	Fair Housing Assistance Program - COVID-19	21D	\$301,467.00
12501	6940404	Purposeful Aging Los Angeles 2.0	21A	\$18,269.00
				<u>\$3,587,055.19</u>

Total

Annual Performance Report HOME Program

U.S. Department of Housing
and Urban Development
Office of Community Planning
and Development

OMB Approval No. 2506-0171
(exp. 9/30/2023)

Public reporting burden for this collection of information is estimated to average 2.5 hours per response, including the time for reviewing instructions, searching existing data sources, gathering and maintaining the data needed, and completing and reviewing the collection of information. This agency may not conduct or sponsor, and a person is not required to respond to, a collection of information unless that collection displays a valid OMB control number.

The HOME statute imposes a significant number of data collection and reporting requirements. This includes information on assisted properties, on the owners or tenants of the properties, and on other programmatic areas. The information will be used: 1) to assist HOME participants in managing their programs; 2) to track performance of participants in meeting fund commitment and expenditure deadlines; 3) to permit HUD to determine whether each participant meets the HOME statutory income targeting and affordability requirements; and 4) to permit HUD to determine compliance with other statutory and regulatory program requirements. This data collection is authorized under Title II of the Cranston-Gonzalez National Affordable Housing Act or related authorities. Access to Federal grant funds is contingent on the reporting of certain project-specific data elements. Records of information collected will be maintained by the recipients of the assistance. Information on activities and expenditures of grant funds is public information and is generally available for disclosure. Recipients are responsible for ensuring confidentiality when public disclosure is not required.

This form is intended to collect numeric data to be aggregated nationally as a complement to data collected through the Cash and Management Information (C/MI) System. Participants should enter the reporting period in the first block. The reporting period is October 1 to September 30. Instructions are included for each section if further explanation is needed.

Submit this form on or before December 31.	This report is for period (mm/dd/yyyy)		Date Submitted (mm/dd/yyyy)
Send one copy to the appropriate HUD Field Office and one copy to: HOME Program, Rm 7176, 451 7th Street, S.W., Washington D.C. 20410	Starting 07/01/2023	Ending 06/30/2024	

Part I Participant Identification

1. Participant Number 95-3777596	2. Participant Name Los Angeles County Development Authority		
3. Name of Person completing this report		4. Phone Number (Include Area Code) 626-586-1802	
5. Address 700 West Main Street	6. City Alhambra	7. State CA	8. Zip Code 91801

Part II Program Income

Enter the following program income amounts for the reporting period: in block 1, enter the balance on hand at the beginning; in block 2, enter the amount generated; in block 3, enter the amount expended; and in block 4, enter the amount for Tenant-Based rental Assistance.

1. Balance on hand at Beginning of Reporting Period \$10,994,015.58	2. Amount received during Reporting Period \$2,467,614.57	3. Total amount expended during Reporting Period \$11,488,693.18	4. Amount expended for Tenant-Based Rental Assistance	5. Balance on hand at end of Reporting Period (1 + 2 - 3) = 5 \$1,972,936.97
---	---	--	---	--

Part III Minority Business Enterprises (MBE) and Women Business Enterprises (WBE)

In the table below, indicate the number and dollar value of contracts for HOME projects completed during the reporting period.

	a. Total	Minority Business Enterprises (MBE)			f. White Non-Hispanic
		b. Alaskan Native or American Indian	c. Asian or Pacific Islander	d. Black Non-Hispanic	
A. Contracts					
1. Number	2				2
2. Dollar Amount	\$66,579,844.00				\$66,579,844.00
B. Sub-Contracts					
1. Number	137	13	4	1	17
2. Dollar Amount	\$59,829,582.81	\$2,873,783.22	\$1,143,523.00	\$1,669,000.00	\$4,111,618.20
	a. Total	b. Women Business Enterprises (WBE)	c. Male		
C. Contracts					
1. Number	2		2		
2. Dollar Amount	\$66,579,844.00		\$66,579,844.00		
D. Sub-Contracts					
1. Number	137	8	129		
2. Dollar Amounts	\$59,829,582.81	\$3,645,756.80	\$56,183,826.01		

Part IV Minority Owners of Rental Property

In the table below, indicate the number of HOME assisted rental property owners and the total dollar amount of HOME funds in these rental properties assisted during the reporting period.

	a. Total	Minority Property Owners				f. White Non-Hispanic
		b. Alaskan Native or American Indian	c. Asian or Pacific Islander	d. Black Non-Hispanic	e. Hispanic	
1. Number						
2. Dollar Amount						

Part V Relocation and Real Property Acquisition

Indicate the number of persons displaced, the cost of relocation payments, the number of parcels acquired, and the cost of acquisition. The data provided should reflect only displacements and acquisitions occurring during the reporting period.

	a. Number	b. Cost
1. Parcels Acquired		
2. Businesses Displaced		
3. Nonprofit Organizations Displaced		
4. Households Temporarily Relocated, not Displaced		

Households Displaced	a. Total	Minority Business Enterprises (MBE)				f. White Non-Hispanic
		b. Alaskan Native or American Indian	c. Asian or Pacific Islander	d. Black Non-Hispanic	e. Hispanic	
5. Households Displaced - Number						
6. Households Displaced - Cost						

HOME Match Report

U.S. Department of Housing and Urban Development
Office of Community Planning and Development

OMB Approval No. 2506-0171
(exp. 8/31/2009)

Part I Participant Identification		Match Contributions for Federal Fiscal Year (yyyy) 95-3777596	
1. Participant No. (assigned by HUD) 07/01/2023	2. Name of the Participating Jurisdiction 06/30/2024	3. Name of Contact (person completing this report)	
5. Street Address of the Participating Jurisdiction		4. Contact's Phone Number (include area code) Los Angeles County Development Authority	
6. City 626-586-1802	7. State 700 West Main Str	8. Zip Code Alhambra	

Part II Fiscal Year Summary			
1. Excess match from prior Federal fiscal year	\$	CA	
2. Match contributed during current Federal fiscal year (see Part III.9.)	\$	91801	
3. Total match available for current Federal fiscal year (line 1 + line 2)	\$		\$10,994,015.58
4. Match liability for current Federal fiscal year	\$		\$2,467,614.57
5. Excess match carried over to next Federal fiscal year (line 3 minus line 4)	\$		\$11,488,693.18

Part III Match Contribution for the Federal Fiscal Year								
1. Project No. or Other ID	2. Date of Contribution (mm/dd/yyyy)	3. Cash (non-Federal sources)	4. Foregone Taxes, Fees, Charges	5. Appraised Land / Real Property	6. Required Infrastructure	7. Site Preparation, Construction Materials, Donated labor	8. Bond Financing	9. Total Match
		2						
		\$1,972,936.9						
17	102	\$59,829,582.81	\$2,873,783.22	\$1,143,523.00	\$1,669,000.00	\$4,111,618.20	\$50,031,658.39	2
	2	\$66,579,844.00		\$66,579,844.00	137	8	129	2
		\$56,183,826.						
C25A03	1/26/2023	1,279,649						6,062,367
N19124	1/26/2023	2,019,123						1,279,649
C23B21	1/27/2023	1,231,459						2,019,123
								1,231,459

1. Project No. or Other ID	2. Date of Contribution (mm/dd/yyyy)	3. Cash (non-Federal sources)	4. Foregone Taxes, Fees, Charges	5. Appraised Land / Real Property	6. Required Infrastructure	7. Site Preparation, Construction Materials, Donated Labor	8. Bond Financing	9. Total Match
HSCF33	1/27/2023	1,243,685						1,243,685
C23A20	4/14/2023	1,864,183						1,864,183
D24A20	4/14/2023	2,779,551						2,779,551
C25A08	4/21/2023	455,198						455,198
N19126	7/14/2023	5,735,337						5,735,337
C24A19	8/1/2023	403,850						403,850
H23A19	8/1/2023	1,196,798						1,196,798
HSCF34	8/29/2023	326,838						326,838
C25A09	8/29/2023	4,222,806						4,222,806
C23A14	9/15/2023	2,767,066						2,767,066
N19147	9/19/2023	4,366,115						4,366,115
C25A07	9/27/2023	4,034,577						4,034,577

Public reporting burden for this collection of information is estimated to average 45 minutes per response, including the time for reviewing instructions, searching existing data sources, gathering and maintaining the data needed, and completing and reviewing the collection of information. This agency may not conduct or sponsor, and a person is not required to respond to, a collection of information unless that collection displays a valid OMB control number.

The HOME statute imposes a significant number of data collection and reporting requirements. This includes information on assisted properties, on the owners or tenants of the properties, and on other programmatic areas. The information will be used: 1) to assist HOME participants in managing their programs; 2) to track performance of participants in meeting fund commitment and expenditure deadlines; 3) to permit HUD to determine whether each participant meets the HOME statutory income targeting and affordability requirements; and 4) to permit HUD to determine compliance with other statutory and regulatory program requirements. This data collection is authorized under Title II of the Cranston-Gonzalez National Affordable Housing Act or related authorities. Access to Federal grant funds is contingent on the reporting of certain project-specific data elements. Records of information collected will be maintained by the recipients of the assistance. Information on activities and expenditures of grant funds is public information and is generally available for disclosure. Recipients are responsible for ensuring confidentiality when public disclosure is not required.

Instructions for the HOME Match Report

Applicability:

The HOME Match Report is part of the HOME APR and must be filled out by every participating jurisdiction that incurred a match liability. Match liability occurs when FY 1993 funds (or subsequent year funds) are drawn down from the U.S. Treasury for HOME projects. A Participating Jurisdiction (PJ) may start counting match contributions as of the beginning of Federal Fiscal Year 1993 (October 1, 1992). A jurisdiction not required to submit this report, either because it did not incur any match or because it had a full match reduction, may submit a HOME Match Report if it wishes. The match would count as excess match that is carried over to subsequent years. The match reported on this form must have been contributed during the reporting period (between October 1 and September 30).

Timing:

This form is to be submitted as part of the HOME APR on or before December 31. The original is sent to the HUD Field Office. One copy is sent to the

Office of Affordable Housing Programs, CGHF
Room 7176, HUD, 451 7th Street, S.W.
Washington, D.C. 20410.

The participating jurisdiction also keeps a copy.

Instructions for Part II:

1. **Excess match from prior Federal fiscal year:** Excess match carried over from prior Federal fiscal year.
2. **Match contributed during current Federal fiscal year:** The total amount of match contributions for all projects listed under Part III in column 9 for the Federal fiscal year.

3. **Total match available for current Federal fiscal year:** The sum of excess match carried over from the prior Federal fiscal year (Part II, line 1) and the total match contribution for the current Federal fiscal year (Part II, line 2). This sum is the total match available for the Federal fiscal year.

4. **Match liability for current Federal fiscal year:** The amount of match liability is available from HUD and is provided periodically to PJs. The match must be provided in the current year. The amount of match that must be provided is based on the amount of HOME funds drawn from the U.S. Treasury for HOME projects. The amount of match required equals 25% of the amount drawn down for HOME projects during the Federal fiscal year. Excess match may be carried over and used to meet match liability for subsequent years (see Part II line 5). Funds drawn down for administrative costs, CHDO operating expenses, and CHDO capacity building do not have to be matched. Funds drawn down for CHDO seed money and/or technical assistance loans do not have to be matched if the project does not go forward. A jurisdiction is allowed to get a partial reduction (50%) of match if it meets one of two statutory distress criteria, indicating "fiscal distress," or else a full reduction (100%) of match if it meets both criteria, indicating "severe fiscal distress." The two criteria are poverty rate (must be equal to or greater than 125% of the average national family poverty rate to qualify for a reduction) and per capita income (must be less than 75% of the national average per capita income to qualify for a reduction). In addition, a jurisdiction can get a full reduction if it is declared a disaster area under the Robert T. Stafford Disaster Relief and Emergency Act.

5. **Excess match carried over to next Federal fiscal year:** The total match available for the current Federal fiscal year (Part II, line 3) minus the match liability for the current Federal fiscal year (Part II, line 4). Excess match may be carried over and applied to future HOME project match liability.

Instructions for Part III:

1. **Project No. or Other ID:** "Project number" is assigned by the C/MI System when the PJ makes a project setup call. These projects involve at least some Treasury funds. If the HOME project does not involve Treasury funds, it must be identified with "other ID" as follows: the fiscal year (last two digits only), followed by a number (starting from "01" for the first non-Treasury-funded project of the fiscal year), and then at least one of the following abbreviations: "SF" for project using shortfall funds, "PI" for projects using program income, and "NON" for non-HOME-assisted affordable housing. Example: 93.01.SF, 93.02.PI, 93.03.NON, etc.

Shortfall funds are non-HOME funds used to make up the difference between the participation threshold and the amount of HOME funds allocated to the PJ; the participation threshold requirement applies only in the PJ's first year of eligibility. [§92.102]

Program income (also called "repayment income") is any return on the investment of HOME funds. This income must be deposited in the jurisdiction's HOME account to be used for HOME projects. [§92.503(b)]

Non-HOME-assisted affordable housing is investment in housing not assisted by HOME funds that would qualify as "affordable housing" under the HOME Program definitions. "NON" funds must be contributed to a specific project; it is not sufficient to make a contribution to an entity engaged in developing affordable housing. [§92.219(b)]

2. **Date of Contribution:** Enter the date of contribution. Multiple entries may be made on a single line as long as the contributions were made during the current fiscal year. In such cases, if the contributions were made at different dates during the year, enter the date of the last contribution.

3. **Cash:** Cash contributions from non-Federal resources. This means the funds are contributed permanently to the HOME Program regardless of the form of investment the jurisdiction provides to a project. Therefore all repayment, interest, or other return on investment of the contribution must be deposited in the PJ's HOME account to be used for HOME projects. The PJ, non-Federal public entities (State/local governments), private entities, and individuals can make contributions. The grant equivalent of a below-market interest rate loan to the project is eligible when the loan is not repayable to the PJ's HOME account. [§92.220(a)(1)] In addition, a cash contribution can count as match if it is used for eligible costs defined under §92.206 (except administrative costs and CHDO operating expenses) or under §92.209, or for the following non-eligible costs: the value of non-Federal funds used to remove and relocate ECHO units to accommodate eligible tenants, a project reserve account for re-placements, a project reserve account for unanticipated increases in operating costs, operating subsidies, or costs relating to the portion of a mixed-income or mixed-use project not related to the affordable housing units. [§92.219(c)]

4. **Foregone Taxes, Fees, Charges:** Taxes, fees, and charges that are normally and customarily charged but have been waived, foregone, or deferred in a manner that achieves affordability of the HOME-assisted housing. This includes State tax credits for low-income housing development. The amount of real estate taxes may be based on the

post-improvement property value. For those taxes, fees, or charges given for future years, the value is the present discounted cash value. [§92.220(a)(2)]

5. **Appraised Land/Real Property:** The appraised value, before the HOME assistance is provided and minus any debt burden, lien, or other encumbrance, of land or other real property, not acquired with Federal resources. The appraisal must be made by an independent, certified appraiser. [§92.220(a)(3)]

6. **Required Infrastructure:** The cost of investment, not made with Federal resources, in on-site and off-site infrastructure directly required for HOME-assisted affordable housing. The infrastructure must have been completed no earlier than 12 months before HOME funds were committed. [§92.220(a)(4)]

7. **Site preparation, Construction materials, Donated labor:** The reasonable value of any site-preparation and construction materials, not acquired with Federal resources, and any donated or voluntary labor (see §92.354(b)) in connection with the site-preparation for, or construction or rehabilitation of, affordable housing. The value of site-preparation and construction materials is determined in accordance with the PJ's cost estimate procedures. The value of donated or voluntary labor is determined by a single rate ("labor rate") to be published annually in the Notice Of Funding Availability (NOFA) for the HOME Program. [§92.220(6)]

8. **Bond Financing:** Multifamily and single-family project bond financing must be validly issued by a State or local government (or an agency, instrumentality, or political subdivision thereof). 50% of a loan from bond proceeds made to a multifamily affordable housing project owner can count as match. 25% of a loan from bond proceeds made to a single-family affordable housing project owner can count as match. Loans from all bond proceeds, including excess bond match from prior years, may not exceed 25% of a PJ's total annual match contribution. [§92.220(a)(5)] The amount in excess of the 25% cap for bonds may carry over, and the excess will count as part of the statutory limit of up to 25% per year. Requirements regarding

bond financing as an eligible source of match will be available upon publication of the implementing regulation early in FY 1994.

9. **Total Match:** Total of items 3 through 8. This is the total match contribution for each project identified in item 1.

Ineligible forms of match include:

1. Contributions made with or derived from Federal resources e.g. CDBG funds [§92.220(b)(1)]
2. Interest rate subsidy attributable to the Federal tax-exemption on financing or the value attributable to Federal tax credits [§92.220(b)(2)]
3. Contributions from builders, contractors or investors, including owner equity, involved with HOME-assisted projects. [§92.220(b)(3)]
4. Sweat equity [§92.220(b)(4)]
5. Contributions from applicants/recipients of HOME assistance [§92.220(b)(5)]
6. Fees/charges that are associated with the HOME Program only, rather than normally and customarily charged on all transactions or projects [§92.220(a)(2)]
7. Administrative costs

HOME INSPECTION STATUS REPORT FY 23-24

Seq.	Project Name	CDC Units	HQS	Freq.	HQS Inspection Date	Issues Identified	Follow up Date	F/U Inspection
1	3rd & Woods Family Housing (Alta Vista)	59	6	1	09/19/23	Fumigate for roaches, repair bathroom ceiling	11/8/2023	Passed
2	Athens Glen Apts. (Budlong)	11	2	1	07/06/23	None		
3	Athens Vistas	37	4	1	09/02/23	Repair/replace inoperable bedroom window	11/27/2023	Passed
4	Avalon Apts.	37	3	1	07/25/23	None		
5	Avalon Seniors	41	5	1	09/28/23	Reglaze bathtub	11/31/23	Passed
6	Canyon Creek	53	6	1	07/07/23	None		
7	Casa Dominguez	69	7	1	04/10/23	None		
8	Castaic Lake Seniors	11	2	1	09/22/23	None		
9	Catalina Avalon Ltd	11	2	1	10/16/23	None		
10	Cedar Springs Apartments	25	3	1	10/05/23	None		
11	Clara Street Seniors	17	2	1	09/20/23	None		
12	Courier Place (Claremont)	10	2	1	9/28/2023	None		
13	Courtyard at La Brea	31	4	1	9/22/2023	None		
14	Elizabeth Court Gardens	13	2	1	9/20/2023	Replace inoperable bedroom door knob	11/30/2023	Passed
15	Encanto Court (105th & Normandie)	61	7	1	03/09/23	None		
16	Firestone Phoenix	43	5	1	9/13/2023	None		
17	Florence Apartments	17	2	1	9/12/2023	None		
18	Francisquito Senior Apartments (The Heights)	27	3	1	9/28/2023	None		
19	Guadalupe Terrace (New)	30	3	1	9/20/2023	None		
20	Hale Morris Lewis Manor	40	4	1	04/03/23	None		
21	Harding Apartments	28	3	1	9/22/2023	None		
22	Harmony Creek	74	8	1	06/15/23	None		
23	Harshfield (Mayflower)	74	8	1	10/13/2023	None		
24	Hayworth House	47	5	1	10/6/2023	None		
25	Heritage Park - Arcadia	11	2	1	9/28/2023	None		
26	Heritage Park - Monrovia	11	2	1	9/28/2023	None		
27	Hojas de Plata Apts.	52	6	1	10/5/2023	None		
28	Imperial Highway Apartments	31	4	1	9/13/2023	Inoperable living room outlet, ensure heater is operable and repair if necessary	11/20/2023	Passed
29	Jasmine Court (Potrero)	52	6	1	9/20/2023	None		
30	Las Brisas I	39	4	1	9/20/2023	None		
31	Las Brisas II	59	6	1	9/20/2023	None		
32	Little Lake Village (Fulton Wells)	11	2	1	9/19/2023	None		
33	Monrovia 612 (aka Regency Court)	56	6	1	10/5/2023	None		
34	Mosaic Gardens at Willowbrook	31	4	1	9/13/2023	Replace missing stove knob	11/16/2023	Passed
35	Oaks on Florence (Bell Sr.)	31	4	1	9/20/2023	None		
36	Palm View LP (980 Palm Ave)	11	2	1	9/22/2023	None		
37	Palm Village Senior Housing (Palm Village Partners L.P.)	11	3	1	9/18/2023	None		
38	Park View Place (S.F. Comm Hsng)	30	3	1	9/29/2023	Replace/repair damaged door facing, repair	10/2/2023	Passed
39	Park View Terrace (Bell Gardens Sr.)	71	8	1	9/26/2023	None		
40	San Fernando Seniors	96	10	1	9/29/2023	Remove furniture blocking emergency egress	11/5/2023	Passed
41	Seasons @Compton	32	4	1	9/14/2023	None		
42	Sierra Bonita	32	4	1	10/13/2023	None		
43	Sierra Vista Sr. Apts. (aka Sierra Madre)	11	2	1	10/5/2023	None		
44	Slauson Station	29	3	1	10/2/2023	None		
45	Stanford Avenue Apartments	53	5	1	9/14/2023	Repair/replace damaged balcony door knob	11/29/2023	Passed
46	Sun Sage Homes	49	5	1	10/4/2023	None		
47	Telegraph Seniors	74	8	1	10/4/2023	None		
48	Terra Bella	64	7	1	07/18/23	None		
49	Terracina Apartments	71	8	1	10/2/2023	Repair/replace damaged cabinet doors and drawers, remove double cylinder locks from 3	12/5/2024	Passed
50	The Nightingale (aka 6218 Compton Ave.)	29	3	1	9/14/2023	Repair/replace inoperable bedroom window/seal/weather stripping	10/17/2024	Passed
51	The Salvation Army Bell Oasis Apts.	31	4	1	9/19/2023	None		
52	Villa Serena	83	9	1	10/03/23	None		
53	Vista Alicante (La Mirada Srs.)	49	5	1	11/01/23	Repair/replace kitchen GFCI outlet with inoperable circuit breaker	11/1/2023	Passed
54	Vista Valle (Claremont Townhomes)	48	5	1	10/5/2023	None		
55	Walker Avenue Apts. (Oldtimers)	26	3	1	9/19/2023	None		
56	Westwood Transitional	40	4	1	10/04/23	None		
57	Wilmington & 118 (The Gateway at Willowbrook)	22	3	1	9/18/2023	None		
Total			252					
Completed Inspections			252					

IDIS #	Loan Number	Occupant	% Median	Ethnicity Hispanic Y/N	Race	Family Size	Property Address	City	State	Zip Code
12413	HOP9864	Owner	60-80	Y	Other	4	8036 Bell Ave.	Los Angeles	CA	90001
12427	HOP9867	Owner	60-80	N	Other	4	809 Greycliff Ave.	La Puente	CA	91744
12426	HOP9869	Owner	60-80	N	Asian	4	4521 N Trujillo Dr.	Covina	CA	91722
12460	HOP9870	Owner	60-80	Y	Other	4	11655 Burke Street	Whittier	CA	90606
12463	HOP9871	Owner	30-50	Y	Other	2	17535 Sunset Trail	Lake Hughes	CA	93532
12451	HOP9872	Owner	60-80	N	Asian	3	22700 Lakeway Drive Unit 336	Diamond Bar	CA	91765
12459	HOP9873	Owner	60-80	N	Other	4	14145 Prichard St.	La Puente	CA	91746
12470	HOP9874	Owner	60-80	N	Black or African American	4	17331 Laredo Vista Ave	Palmdale	CA	93591
12469	HOP9875	Owner	60-80	N	Other	4	16514 Inyo Street	La Puente	CA	91744
12471	HOP9877	Owner	60-80	N	Other	6	626 Boyer Ln	La Puente	CA	91744
12482	HOP9878	Owner	60-80	N	Asian	3	17708 East Laxford Road	Azusa	CA	91702
12483	HOP9879	Owner	60-80	Y	Other	1	15623 Lanfair Ave.	Lancaster	CA	93535
12485	HOP9880	Owner	60-80	N	Asian	4	356 Stichman Ave	La Puente	CA	91746
12490	HOP9882	Owner	60-80	Y	Other	4	6619 E. Olympic Blvd	Los Angeles	CA	90022
12496	HOP9884	Owner	60-80	N	Black or African American	1	13243 East Avenue W.	Pearblossom	CA	93553
12497	HOP9885	Owner	50-60	Y	Other	5	15724 Newmont Ave	Lancaster	CA	93535
12498	HOP9886	Owner	60-80	Y	Other	2	1126 W. Calle De La Luna #3	Azusa	CA	91702

AFFIDAVIT OF PUBLICATION

(2015.5 C.C.P.)

The space above for file stamp only

STATE OF CALIFORNIA }
County of Los Angeles } SS

PUBLIC NOTICE
CNS - 3847420

I am a citizen of the United States and a resident of the County aforesaid; I am over the age of eighteen years, and not a party to or interested in the above entitled matter. I am the principal clerk of the printer of the **Antelope Valley Press**, a newspaper of general circulation, printed and published **daily** in the city of **Palmdale**, County of Los Angeles, and which newspaper has been adjudged a newspaper of general circulation by the Superior Court of the County of Los Angeles, State of California, under date of October 24, 1931, Case Number 328601; Modified Case Number 657770 April 11, 1956; also operating as the Ledger-Gazette, adjudicated a legal newspaper June 15, 1927, by Superior Court decree No. 224545; also operating as the Desert Mailer News, formerly known as the South Antelope Valley Foothill News, adjudicated a newspaper of general circulation by the Superior Court of the County of Los Angeles, State of California on May 29, 1967, Case Number NOC564 and adjudicated a newspaper of general circulation for the **City of Lancaster**, State of California on January 26, 1990, Case Number NOC10714, Modified October 22, 1990; that the notice, of which the annexed is a printed copy (set in type not smaller than nonpareil), has been published in each regular and entire issue of said newspaper and not in any supplement thereof on the following dates, to-wit:

Sept. 11, 2024

I certify (or declare) under penalty of perjury that the fore-going is true and correct.



Signature

Dated: September 11, 2024
Executed at Palmdale, California

PUBLIC NOTICE

The Los Angeles County Development Authority (LACDA) will submit its Consolidated Annual Performance and Evaluation Report (CAPER) to the U.S. Department of Housing and Urban Development by September 27, 2024. The Report summarizes activities implemented during the 2023-2024 Fiscal Year using the Los Angeles County's Community Development Block Grant, Emergency Solutions Grant, HOME Investment Partnerships Program, and other federal funds. All residents of the Los Angeles County are invited to examine the contents of the Draft CAPER from **Wednesday, September 11, 2024**, through close of business on **Thursday, September 26, 2024**, on the LACDA website at www.lacda.org and at the LACDA reception desk located at:

Los Angeles County Development Authority
700 W. Main Street
Alhambra, CA 91801

In addition, the Draft CAPER will also be available at the following locations:

- 1st District**
 - Anthony Quinn Library, 3965 Cesar E. Chavez Ave., Los Angeles (323) 264-7715
 - Azusa Library, 729 N. Dalton Ave., Azusa (626) 812-5232
 - East Los Angeles Library, 4837 E. Third St., Los Angeles (323) 264-0155
 - La Puente Library, 15920 E. Central Ave., La Puente (626) 968-4613
 - Montebello Library, 1550 W. Beverly Blvd., Montebello (323) 722-6551
 - Sunkist Library, 846 N. Puente Ave., La Puente (626) 960-2707
- 2nd District**
 - Dr. Martin Luther King, Jr. Library, 17906 S. Avalon Blvd., Carson (310) 327-4830
 - East Rancho Dominguez Library, 4420 Rose St., East Rancho Dominguez (310) 632-6193
 - Graham Library, 1900 E. Firestone Blvd., Los Angeles (323) 582-2903
 - Lennox Library, 4359 Lennox Blvd., Lennox (310) 674-0385
 - Willowbrook Library, 11838 Wilmington Ave., Los Angeles (323) 564-5698
 - Woodcrest Library, 1340 W. 106th St., Los Angeles (323) 757-9373
- 3rd District**
 - Agoura Hills Library, 29901 Ladyface Ct., Agoura Hills (818) 889-2278
 - Malibu Library, 23519 W. Civic Center Way, Malibu (310) 456-6438
 - San Fernando Library, 217 N. MacLay Ave., San Fernando (818) 365-6928
 - West Hollywood Library, 625 N. San Vicente Blvd., West Hollywood (310) 652-5340
- 4th District**
 - El Segundo Library, 111 W. Mariposa Ave., El Segundo (310) 524-2722
 - Gardena Mayme Dear Library, 1731 W. Gardena Blvd., Gardena (310) 323-6363
 - Hawaiian Gardens Library, 11940 E. Carson St., Hawaiian Gardens (562) 496-1212
 - South Whittier Library, 11543 Colima Rd., Whittier (562) 946-4415
 - Walnut Library, 21155 La Puente Rd., Walnut (909) 595-0757
- 5th District**
 - Altadena Library, 600 E. Mariposa St., Altadena (626) 798-0833
 - Duarte Library, 1301 Buena Vista St., Duarte (626) 358-1865
 - La Verne Library, 3640 D St., La Verne (909) 596-1934
 - Lake Los Angeles Library, 16921 E. Ave. O, Suite A, Palmdale (661) 264-0593
 - Littlerock Library, 35119 89th St. East, Littlerock (661) 944-4138
 - Old Town Newhall Library, 24500 Main St., Santa Clarita (661) 259-0750
 - Quartz Hill Library, 5040 West Avenue M-2, Quartz Hill (661) 943-2454

Anyone wishing to comment should submit written comments by **5:00 p.m. on Thursday, September 26, 2024**, to the attention of Eric Fong, Reporting Analyst, Community Development Division-Grants Management Unit, at the LACDA address above or via email at eric.fong@lacda.org

CNSB # 3847420



37404 SIERRA HWY., PALMDALE CA 93550
Telephone (661)267-4112/Fax (661)947-4870



California Newspaper Service Bureau

Public Notice Advertising Since 1934

Tel 1-800-788-7840 Fax 1-800-474-9444

Local Offices and Representatives in:

Los Angeles, Santa Ana, San Diego, Riverside/San Bernardino,
San Francisco, Oakland, San Jose, Sacramento

Special Services Available in Phoenix

DECLARATION

I am a resident of Los Angeles County, over the age of eighteen years and not a party to or interested in the matter noticed.

The notice, of which the annexed is a printed copy appeared in the:

ASBAREZ ARMENIAN MEDIA NETWORK

On the following dates:

08/31/2024

I certify (or declare) under penalty of perjury that the foregoing is true and correct.

Dated at Los Angeles, California, this

12th day of September 2024



Irene Andal

Signature

3847406

*"The only Public Notice which is justifiable
from the standpoint of true economy and the public interest,
is that which reaches those who are affected by it"*



* A 0 0 0 0 0 6 8 6 5 3 6 5 *

Los Angeles Daily News

181 E. Huntington Drive, Suite 209
Monrovia, CA 91610
562-499-1236

5005696

CALIFORNIA NEWSPAPER SERVICE BUREAU
PO BOX 60460
LOS ANGELES, CA 90060

FILE NO. 3847408

**PROOF OF PUBLICATION
AFFIDAVIT
(2015.5 C.C.P.)**

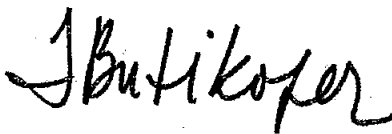
**STATE OF CALIFORNIA
County of Los Angeles**

I am a citizen of the United States and a resident of the County aforesaid; I am over the age of eighteen years, and not a party to or interested in the matter. I am the principal clerk of the printer of the Daily News, a newspaper of general circulation published 7 times weekly in the City of Los Angeles, County of Los Angeles, and which newspaper has been adjudged a newspaper of general circulation by the Superior Court of the County of Los Angeles, State of California, under the date of May 26, 1983, Case Number Adjudication #C349217; that the notice, of which the annexed is a printed copy has been published in each regular and entire issue of said newspaper and not in any supplement thereof on the following dates, to wit:

09/11/2024

I certify (or declare) under the penalty of perjury that the foregoing is true and correct.

Executed at Monrovia, LA Co. California,
on this 13th day of September, 2024.



Signature



Legal No. **0011689672**

PUBLIC NOTICE

The Los Angeles County Development Authority (LACDA) will submit its Consolidated Annual Performance and Evaluation Report (CAPER) to the U.S. Department of Housing and Urban Development by September 27, 2024. The Report summarizes activities implemented during the 2023-2024 Fiscal Year using the Los Angeles County's Community Development Block Grant, Emergency Solutions Grant, HOME Investment Partnerships Program, and other federal funds. All residents of the Los Angeles County are invited to examine the contents of the Draft CAPER from **Wednesday, September 11, 2024**, through close of business on **Thursday, September 26, 2024**, on the LACDA website at www.lacda.org and at the LACDA reception desk located at:

**Los Angeles County Development Authority
700 W. Main Street
Alhambra, CA 91801.**

In addition, the Draft CAPER will also be available at the following locations:

1st District

Anthony Quinn Library, 3965 Cesar E. Chavez Ave., Los Angeles	(323) 264-7715
Azusa Library, 729 N. Dalton Ave., Azusa	(626) 812-5232
East Los Angeles Library, 4837 E. Third St., Los Angeles	(323) 264-0155
La Puente Library, 15920 E. Central Ave., La Puente	(626) 968-4613
Montebello Library, 1550 W. Beverly Blvd., Montebello	(323) 722-6551
Sunkist Library, 840 N. Puente Ave., La Puente	(626) 960-2707

2nd District

Dr. Martin Luther King, Jr. Library, 17906 S. Avalon Blvd., Carson	(310) 327-4830
East Rancho Dominguez Library, 4420 Rose St., East Rancho Dominguez	(310) 632-6193
Graham Library, 1900 E. Firestone Blvd., Los Angeles	(323) 582-2903
Lennox Library, 4359 Lennox Blvd., Lennox	(310) 674-0385
Willowbrook Library, 11838 Wilmington Ave., Los Angeles	(323) 564-5698
Woodcrest Library, 1340 W. 106th St., Los Angeles	(323) 757-9373

3rd District

Agoura Hills Library, 29901 Ladyface Ct., Agoura Hills	(818) 889-2278
Malibu Library, 23519 W. Civic Center Way, Malibu	(310) 456-6438
San Fernando Library, 217 N. Maclay Ave., San Fernando	(818) 365-6928
West Hollywood Library, 625 N. San Vicente Blvd., West Hollywood	(310) 652-5340

4th District

El Segundo Library, 111 W. Mariposa Ave., El Segundo	(310) 524-2722
Gardena Mayme Dear Library, 1731 W. Gardena Blvd., Gardena	(310) 323-6363
Hawaiian Gardens Library, 11940 E. Carson St., Hawaiian Gardens	(562) 496-1212
South Whittier Library, 11543 Colima Rd., Whittier	(562) 946-4415
Walnut Library, 21155 La Puente Rd., Walnut	(909) 595-0757

5th District

Altadena Library, 600 E. Mariposa St., Altadena	(626) 798-0833
Duarte Library, 1301 Buena Vista St., Duarte	(626) 358-1865
La Verne Library, 3640 D St., La Verne	(909) 596-1934
Lake Los Angeles Library, 16921 E. Ave. O, Suite A, Palmdale	(661) 264-0593
Littlerock Library, 35119 80 th St. East, Littlerock	(661) 944-4138
Old Town Newhall Library, 24500 Main St., Santa Clarita	(661) 259-0750
Quartz Hill Library, 5040 West Avenue M-2, Quartz Hill	(661) 943-2454

Anyone wishing to comment should submit written comments by **5:00 p.m. on Thursday, September 26, 2024**, to the attention of Eric Fong, Reporting Analyst, Community Development Division-Grants Management Unit, at the LACDA address above or via email at eric.fong@lacda.org.

CNSB # 3847408

EAST L.A. TRIBUNE

This space for filing stamp only

1007 N SEPULVEDA BLVD STE 1357, MANHATTAN BEACH, CA 90266
Telephone (323) 556-5720 / Fax (213) 835-0584

ESPERANZA CORONA
L.A. CO. COMM.DEV.COMM/CDBG
700 W MAIN ST
ALHAMBRA, CA - 91801

WWA#: 3847409

PROOF OF PUBLICATION

(2015.5 C.C.P.)

State of California)
County of LOS ANGELES) ss

Notice Type: GPN - GOVT PUBLIC NOTICE

Ad Description:
2023-2024 CAPER

I am a citizen of the United States and a resident of the State of California; I am over the age of eighteen years, and not a party to or interested in the above entitled matter. I am the principal clerk of the printer and publisher of the EAST L.A. TRIBUNE, a newspaper published in the English language in the city of N/A, and adjudged a newspaper of general circulation as defined by the laws of the State of California by the Superior Court of the County of LOS ANGELES, State of California, under date of 07/27/1931, Case No. 323832. That the notice, of which the annexed is a printed copy, has been published in each regular and entire issue of said newspaper and not in any supplement thereof on the following dates, to-wit:

09/05/2024

Executed on: 09/05/2024
At Los Angeles, California

I certify (or declare) under penalty of perjury that the foregoing is true and correct.

Robert Marklen

Signature



Email

PUBLIC NOTICE

The Los Angeles County Development Authority (LACDA) will submit its Consolidated Annual Performance and Evaluation Report (CAPER) to the U.S. Department of Housing and Urban Development by September 27, 2024. The Report summarizes activities implemented during the 2023-2024 Fiscal Year using the Los Angeles County's Community Development Block Grant, Emergency Solutions Grant, HOME Investment Partnerships Program, and other federal funds. All residents of the Los Angeles County are invited to examine the contents of the Draft CAPER from **Wednesday, September 11, 2024**, through close of business on **Thursday, September 26, 2024**, on the LACDA website at www.lacda.org and at the LACDA reception desk located at:

**Los Angeles County Development Authority
700 W. Main Street
Alhambra, CA 91801**

In addition, the Draft CAPER will also be available at the following locations:

1st District

Anthony Quinn Library, 3965 Cesar E. Chavez Ave., Los Angeles	(323) 264-7715
Azusa Library, 729 N. Dalton Ave., Azusa	(626) 812-5232
East Los Angeles Library, 4837 E. Third St., Los Angeles	(323) 264-0155
La Puente Library, 15920 E. Central Ave., La Puente	(626) 968-4613
Montebello Library, 1550 W. Beverly Blvd., Montebello	(323) 722-6551
Sunkist Library, 840 N. Puente Ave., La Puente	(626) 960-2707

2nd District

Dr. Martin Luther King, Jr. Library, 17906 S. Avalon Blvd., Carson	(310) 327-4830
East Rancho Dominguez Library, 4420 Rose St., East Rancho Dominguez	(310) 632-6193
Graham Library, 1900 E. Firestone Blvd., Los Angeles	(323) 582-2903
Lennox Library, 4359 Lennox Blvd., Lennox	(310) 674-0385
Willowbrook Library, 11838 Wilmington Ave., Los Angeles	(323) 564-5698
Woodcrest Library, 1340 W. 106th St., Los Angeles	(323) 757-9373

3rd District

Agoura Hills Library, 29901 Ladyface Ct., Agoura Hills	(818) 889-2278
Malibu Library, 23519 W. Civic Center Way, Malibu	(310) 456-6438
San Fernando Library, 217 N. Maclay Ave., San Fernando	(818) 365-6928
West Hollywood Library, 625 N. San Vicente Blvd., West Hollywood	(310) 652-5340

4th District

El Segundo Library, 111 W. Mariposa Ave., El Segundo	(310) 524-2722
Gardena Mayme Dear Library, 1731 W. Gardena Blvd., Gardena	(310) 323-6363
Hawaiian Gardens Library, 11940 E. Carson St., Hawaiian Gardens	(562) 496-1212
South Whittier Library, 11543 Colima Rd., Whittier	(562) 946-4415
Walnut Library, 21155 La Puente Rd., Walnut	(909) 595-0757

5th District

Altadena Library, 600 E. Mariposa St., Altadena	(626) 798-0833
Duarte Library, 1301 Buena Vista St., Duarte	(626) 358-1865
La Verne Library, 3640 D St., La Verne	(909) 596-1934
Lake Los Angeles Library, 16921 E. Ave. O, Suite A, Palmdale	(661) 264-0593
Littlerock Library, 35119 80 th St. East, Littlerock	(661) 944-4138
Old Town Newhall Library, 24500 Main St., Santa Clarita	(661) 259-0750
Quartz Hill Library, 5040 West Avenue M-2, Quartz Hill	(661) 943-2454

Anyone wishing to comment should submit written comments **by 5:00 p.m. on Thursday, September 26, 2024**, to the attention of Eric Fong, Reporting Analyst, Community Development Division-Grants Management Unit, at the LACDA address above or via email at eric.fong@lacda.org.

Inland Valley Daily Bulletin

3200 Guasti Road, Suite 100
Ontario, CA 91761
626-544-0885
legals@inlandnewspapers.com

5005700

CALIFORNIA NEWSPAPER SERVICE - LA CTY
PO BOX 60460
LOS ANGELES, CA 90060

FILE NO. 3847410

**PROOF OF PUBLICATION
(2015.5 C.C.P.)**

**STATE OF CALIFORNIA
County of Los Angeles**

I am a citizen of the United States, I am over the age of eighteen years, and not a party to or interested in the above-entitled matter. I am the principal clerk of the printer of INLAND VALLEY DAILY BULLETIN, a newspaper of general circulation printed and published daily for the City of Pomona, County of Los Angeles, and which newspaper has been adjudged a newspaper of general circulation by the Superior Court of the County of Los Angeles, State of California, on the date of June 15, 1945, Decree No. Pomo C-606. The notice, of which the annexed is a true printed copy, has been published in each regular and entire issue of said newspaper and not in any supplement thereof on the following dates, to wit:

09/11/2024

I declare under the penalty of perjury that the foregoing is true and correct.

Executed at Ontario, San Bernardino Co., California, on this 11th day of September, 2024.

Signature

Legal No. **0011691355**

PUBLIC NOTICE

The Los Angeles County Development Authority (LACDA) will submit its Consolidated Annual Performance and Evaluation Report (CAPER) to the U.S. Department of Housing and Urban Development by September 27, 2024. The Report summarizes activities implemented during the 2023-2024 Fiscal Year using the Los Angeles County's Community Development Block Grant, Emergency Solutions Grant, HOME Investment Partnerships Program, and other federal funds. All residents of the Los Angeles County are invited to examine the contents of the Draft CAPER from **Wednesday, September 11, 2024**, through close of business on **Thursday, September 26, 2024**, on the LACDA website at www.lacda.org and at the LACDA reception desk located at:

**Los Angeles County Development Authority
700 W. Main Street
Alhambra, CA 91801**

In addition, the Draft CAPER will also be available at the following locations:

1st District

Anthony Quinn Library, 3965 Cesar E. Chavez Ave., Los Angeles	(323) 264-7715
Azusa Library, 729 N. Dalton Ave., Azusa	(626) 812-5232
East Los Angeles Library, 4837 E. Third St., Los Angeles	(323) 264-0155
La Puente Library, 15920 E. Central Ave., La Puente	(626) 968-4613
Montebello Library, 1550 W. Beverly Blvd., Montebello	(323) 722-6551
Sunkist Library, 840 N. Puente Ave., La Puente	(626) 960-2707

2nd District

Dr. Martin Luther King, Jr. Library, 17906 S. Avalon Blvd., Carson	(310) 327-4830
East Rancho Dominguez Library, 4420 Rose St., East Rancho Dominguez	(310) 632-6193
Graham Library, 1900 E. Firestone Blvd., Los Angeles	(323) 582-2903
Lennox Library, 4359 Lennox Blvd., Lennox	(310) 674-0385
Willowbrook Library, 11838 Wilmington Ave., Los Angeles	(323) 564-5698
Woodcrest Library, 1340 W. 106th St., Los Angeles	(323) 757-9373

3rd District

Agoura Hills Library, 29901 Ladyface Ct., Agoura Hills	(818) 889-2278
Malibu Library, 23519 W. Civic Center Way, Malibu	(310) 456-6438
San Fernando Library, 217 N. Maclay Ave., San Fernando	(818) 365-6928
West Hollywood Library, 625 N. San Vicente Blvd., West Hollywood	(310) 652-5340

4th District

El Segundo Library, 111 W. Mariposa Ave., El Segundo	(310) 524-2722
Gardena Mayme Dear Library, 1731 W. Gardena Blvd., Gardena	(310) 323-6363
Hawaiian Gardens Library, 11940 E. Carson St., Hawaiian Gardens	(562) 496-1212
South Whittier Library, 11543 Colima Rd., Whittier	(562) 946-4415
Walnut Library, 21155 La Puente Rd., Walnut	(909) 595-0757

5th District

Altadena Library, 600 E. Mariposa St., Altadena	(626) 798-0833
Duarte Library, 1301 Buena Vista St., Duarte	(626) 358-1865
La Verne Library, 3640 D St., La Verne	(909) 596-1934
Lake Los Angeles Library, 16921 E. Ave. O, Suite A, Palmdale	(661) 264-0593
Littlerock Library, 35119 80 th St. East, Littlerock	(661) 944-4138
Old Town Newhall Library, 24500 Main St., Santa Clarita	(661) 259-0750
Quartz Hill Library, 5040 West Avenue M-2, Quartz Hill	(661) 943-2454

Anyone wishing to comment should submit written comments by **5:00 p.m. on Thursday, September 26, 2024**, to the attention of Eric Fong, Reporting Analyst, Community Development Division-Grants Management Unit, at the LACDA address above or via email at eric.fong@lacda.org.

CNSB # 3847410

California Newspaper Service Bureau

Public Notice Advertising Since 1934

Tel 1-800-788-7840 Fax 1-800-474-9444

Local Offices and Representatives in:

Los Angeles, Santa Ana, San Diego, Riverside/San Bernardino,

San Francisco, Oakland, San Jose, Sacramento

Special Services Available in Phoenix

DECLARATION

I am a resident of Los Angeles County, over the age of eighteen years and not a party to or interested in the matter noticed.

The notice, of which the annexed is a printed copy appeared in the:

THE KOREA TIMES


On the following dates:

09/11/2024

I certify (or declare) under penalty of perjury that the foregoing is true and correct.

Dated at Los Angeles, California, this

23rd day of September 2024



curtis small
Signature

3847417

*"The only Public Notice which is justifiable
from the standpoint of true economy and the public interest,
is that which reaches those who are affected by it"*



* A 0 0 0 0 0 6 8 7 2 2 5 4 *

공고

로스앤젤레스 카운티 개발국(LACDA)은 2024년 9월 27일 미연방 주택 도시 개발부에 연례 종합 실적 평가 보고서 (CAPER)를 제출할 것입니다.

이 보고서는 2023-2024 회계연도 사이 로스앤젤레스 카운티의 지역사회 개발 정책 교부금, 비상 대책 교부금, 주택 투자 파트너십 프로그램 및 기타 연방 기금을 사용한 활동들을 요약한 것입니다.

로스앤젤레스 카운티의 모든 주민은 2024년 9월 11일 수요일부터 2024년 9월 26일 목요일 업무 마감 시까지 LACDA 웹사이트(www.lacda.org)와 아래 주소에 위치한 LACDA 접수처에서 CAPER 초안을 검토할 수 있습니다:

Los Angeles County Development Authority
700 W. Main Street
Alhambra, CA 91801

또한, 다음 위치에서도 CAPER 초안을 검토할 수 있습니다:

제1지구

Anthony Quinn Library, 3965 Cesar E. Chavez Ave., Los Angeles	(323) 264-7715
Azusa Library, 729 N. Dalton Ave., Azusa	(626) 812-5232
East Los Angeles Library, 4837 E. Third St., Los Angeles	(323) 264-0155
La Puente Library, 15920 E. Central Ave., La Puente	(626) 968-4613
Montebello Library, 1550 W. Beverly Blvd., Montebello	(323) 722-6551
Sunkist Library, 840 N. Puente Ave., La Puente	(626) 960-2707

제2지구

Dr. Martin Luther King, Jr. Library, 17906 S. Avalon Blvd., Carson	(310) 327-4830
East Rancho Dominguez Library, 4420 Rose St., East Rancho Dominguez	(310) 632-6193
Graham Library, 1900 E. Firestone Blvd., Los Angeles	(323) 582-2903
Lennox Library, 4359 Lennox Blvd., Lennox	(310) 674-0385
Willowbrook Library, 11838 Wilmington Ave., Los Angeles	(323) 564-56 8
Woodcrest Library, 1340 W. 106th St., Los Angeles	(323) 757-9373

3rd District

Agoura Hills Library, 29901 Ladyface Ct., Agoura Hills	(818) 889-2278
Malibu Library, 23519 W. Civic Center Way, Malibu	(310) 456-6438
San Fernando Library, 217 N. Maclay Ave., San Fernando	(818) 365-6928
West Hollywood Library, 625 N. San Vicente Blvd., West Hollywood	(310) 652-5340

제4지구

El Segundo Library, 111 W. Mariposa Ave., El Segundo	(310) 524-2722
Gardena Mayme Dear Library, 1731 W. Gardena Blvd., Gardena	(310) 323-6363
Hawaiian Gardens Library, 11940 E. Carson St., Hawaiian Gardens	(562) 496-1212
South Whittier Library, 11543 Colima Rd., Whittier	(562) 946-4415
Walnut Library, 21155 La Puente Rd., Walnut	(909) 595-0757

제5지구

Altadena Library, 600 E. Mariposa St., Altadena	(626) 798-0833
Duarte Library, 1301 Buena Vista St., Duarte	(626) 358-1865
La Verne Library, 3640 D St., La Verne	(909) 596-1934
Lake Los Angeles Library, 16921 E. Ave. O, Suite A, Palmdale	(661) 264-0593
Littlerock Library, 35119 80th St. East, Littlerock	(661) 944-4138
Old Town Newhall Library, 24500 Main St., Santa Clarita	(661) 259-0750
Quartz Hill Library, 5040 West Avenue M-2, Quartz Hill	(661) 943-2454

의견을 제출하고자 하는 사람은 **2024년 9월 26일 목요일 오후 5시까지** 서면 의견을 위 LACDA 주소 또는 아래 이메일을 통해 지역사회 개발부-보조금 관리 부서의 보고 분석가인 에릭 풍 (Eric Fong) 에게 제출해야 합니다: eric.fong@lacda.org.

CNSB # 3847417

PROOF OF PUBLICATION
(2015.5C.C.P)

La Opinión

915 Wilshire Blvd Ste 800, Los Angeles, CA 90017
Tel: (213)896-2260 • Fax: (213)896-2238

STATE OF CALIFORNIA

I am a citizen of the United States and a resident of the county aforesaid; I am over the age of eighteen years, and not a party to or interested in the above-entitled matter. I am the principal clerk of the printer of La Opinión a newspaper of general circulation, printed and published daily in the city of Los Angeles, county of Los Angeles, and which newspaper has been adjudged a newspaper of general circulation by the Superior Court of the County of Los Angeles, State of California, under the date of July 28, 1969, Case Number: 950176; that the notice, of which the annexed is a printed copy, has been published in each regular and not in any supplement thereof on the following dates, to wit:

September 11

all in the year 2024

I certified (or declared) under penalty of perjury that the foregoing is true and correct.

Dated at Los Angeles, California, this

11 day of September, 2024

Rosa Beruna
Signature

This space is for the County Clerk's filing Stamp

AVISO PÚBLICO

La Autoridad de Desarrollo del Condado de Los Angeles (LACDA, por sus siglas en inglés) presentará su Desempeño Anual Consolidado e Informe de Evaluación al Departamento de Vivienda y Desarrollo Urbano de los EE. UU. antes del 27 de septiembre de 2024. El informe resume las actividades implementadas durante el Año Fiscal 2023-2024 utilizando la Subvención en Bloque para Desarrollo Comunitario del Condado de Los Angeles, la Subvención para Soluciones de Emergencia, el Programa de Asociaciones de inversión HOME, y otros fondos federales. Todos los residentes del Condado de Los Angeles están invitados a examinar el contenido del Anteproyecto CAPER desde el miércoles 11 de septiembre de 2024, hasta el cierre de actividades del jueves 26 de septiembre de 2024, en el sitio web de LACDA en www.lacda.org y en el mostrador de recepción de LACDA ubicado en:

Autoridad de Desarrollo del Condado de Los Angeles
700 W. Main Street
Alhambra, CA 91801

Además, el informe del Anteproyecto CAPER también estará disponible en las siguientes ubicaciones:

1er Distrito

Biblioteca Anthony Quinn, 3965 Cesar E. Chávez Ave., Los Angeles (323) 264-7715
Biblioteca Azusa, 729 N. Dalton Ave., Azusa (626) 812-5232
Biblioteca East Los Angeles, 4837 E. Third St., Los Angeles (323) 264-0155
Biblioteca La Puente, 15920 E. Central Ave., La Puente (626) 968-4613
Biblioteca Montebello, 1550 W. Beverly Blvd., Montebello (323) 722-6551
Biblioteca Sunkist, 840 N. Puente Ave., La Puente (626) 960-2707

2o Distrito

Biblioteca Dr. Martin Luther King, Jr., 17906 S. Avalon Blvd., Carson (310) 327-4830
Biblioteca East Rancho Dominguez, 4420 Rose St., East Rancho Dominguez (310) 632-6193
Biblioteca Graham, 1900 E. Firestone Blvd., Los Angeles (323) 582-2903
Biblioteca Lennox, 4359 Lennox Blvd., Lennox (310) 674-0385
Biblioteca Willowbrook, 11838 Wilmington Ave., Los Angeles (323) 564-5698
Biblioteca Woodcrest, 1340 W. 106th St., Los Angeles (323) 757-9373

3er Distrito

Biblioteca Agoura Hills, 29901 Ladyface Ct., Agoura Hills (818) 889-2278
Biblioteca Malibú, 23519 W. Civic Center Way, Malibú (310) 456-6438
Biblioteca San Fernando, 217 N. Maclay Ave., San Fernando (818) 365-6928
Biblioteca West Hollywood, 625 N. San Vicente Blvd., West Hollywood (310) 652-5340

4o Distrito

Biblioteca El Segundo, 111 W. Mariposa Ave., El Segundo (310) 524-2722
Biblioteca Gardena Mayme Dear, 1731 W. Gardena Blvd., Gardena (310) 323-6363
Biblioteca Hawaiian Gardens, 11940 E. Carson St., Hawaiian Gardens (562) 496-1212
Biblioteca South Whittier, 11543 Colima Rd., Whittier (562) 946-4415
Biblioteca Walnut, 21155 La Puente Rd., Walnut (909) 595-0757

5o Distrito

Biblioteca Altadena, 600 E. Mariposa St., Altadena (626) 798-0833
Biblioteca Duarte, 1301 Buena Vista St., Duarte (626) 358-1865
Biblioteca La Verne, 3640 D St., La Verne (909) 596-1934
Biblioteca Lake Los Angeles, 16921 E. Ave. O, Suite A, Palmdale (661) 264-0593
Biblioteca Littlerock, 35119 80th St. East, Littlerock (661) 944-4138
Biblioteca Old Town Newhall, 24500 Main St., Santa Clarita (661) 259-0750
Biblioteca Quartz Hill, 5040 West Avenue M-2, Quartz Hill (661) 943-2454

Cualquiera que desee comentar deberá enviar sus comentarios por escrito antes de las 5:00 p.m. del jueves 26 de septiembre de 2024, a la atención de Eric Fong, Analista de Informes, División de Desarrollo Comunitario-Unidad de Gestión de Subvenciones, en la dirección de LACDA anterior, o vía correo electrónico en eric.fong@lacda.org.

CNSB # 3847412



Proof of Publication

Los Angeles Times

STATE OF CALIFORNIA

County of Los Angeles

I am a resident of Los Angeles County, over the age of eighteen year and not a party to or interested in the notice published. The notice, of which the annexed is a printed copy appeared in the L.A. TIMES, a newspaper published in the English language in the city of Los Angeles, County of Los Angeles. and adjudged a newspaper of general circulation as defined by the Superior Court of the County of Los Angeles, State of California, under the date of May 21, 1952, Case No. 598,599.


September 11,

all in the year 2024

I certify (or declare) under penalty of perjury that the foregoing is true and correct

Dated at Los Angeles, California, this

11th day of September 2024



Signature
Debbie Yerkes

3847411

California Newspaper Service Bureau®

Public Notice Advertising Since 1934

Tel 1-800-788-7840 • Fax 1-800-540-4089

Local Offices and Representatives in:

Los Angeles, Santa Ana, San Diego, Riverside/San Bernardino,
San Francisco, Oakland, San Jose, and Sacramento.

Special Services Available in Phoenix



LEGAL NOTICE

PUBLIC NOTICE

The Los Angeles County Development Authority (LACDA) will submit its Consolidated Annual Performance and Evaluation Report (CAPER) to the U.S. Department of Housing and Urban Development by September 27, 2024. The Report summarizes activities implemented during the 2023-2024 Fiscal Year using the Los Angeles County's Community Development Block Grant, Emergency Solutions Grant, HOME Investment Partnerships Program, and other federal funds. All residents of the Los Angeles County are invited to examine the contents of the Draft CAPER from Wednesday, September 11, 2024, through close of business on Thursday, September 26, 2024, on the LACDA website at www.lacda.org and at the LACDA reception desk located at:

Los Angeles County Development Authority
700 W. Main Street
Alhambra, CA 91801

In addition, the Draft CAPER will also be available at the following locations:

1st District

Anthony Quinn Library, 3965 Cesar E. Chavez Ave., Los Angeles	(323) 264-7715
Azusa Library, 729 N. Dalton Ave., Azusa	(626) 812-5232
East Los Angeles Library, 4837 E. Third St., Los Angeles	(323) 264-0155
La Puente Library, 15920 E. Central Ave., La Puente	(626) 968-4613
Montebello Library, 1550 W. Beverly Blvd., Montebello	(323) 722-6551
Sunkist Library, 840 N. Puente Ave., La Puente	(626) 960-2707

2nd District

Dr. Martin Luther King, Jr. Library, 17906 S. Avalon Blvd., Carson	(310) 327-4830
East Rancho Dominguez Library, 4420 Rose St., East Rancho Dominguez	(310) 632-6193
Graham Library, 1900 E. Firestone Blvd., Los Angeles	(323) 582-2903
Lennox Library, 4359 Lennox Blvd., Lennox	(310) 674-0385
Willowbrook Library, 11838 Wilmington Ave., Los Angeles	(323) 564-5698
Woodcrest Library, 1340 W. 106th St., Los Angeles	(323) 757-9373

3rd District

Agoura Hills Library, 29901 Ladyface Ct., Agoura Hills	(818) 889-2278
Malibu Library, 23519 W. Civic Center Way, Malibu	(310) 456-6438
San Fernando Library, 217 N. Maclay Ave., San Fernando	(818) 365-6928
West Hollywood Library, 625 N. San Vicente Blvd., West Hollywood	(310) 652-5340

4th District

El Segundo Library, 111 W. Mariposa Ave., El Segundo	(310) 524-2722
Gardena Mayme Dear Library, 1731 W. Gardena Blvd., Gardena	(310) 323-6363
Hawaiian Gardens Library, 11940 E. Carson St., Hawaiian Gardens	(562) 496-1212
South Whittier Library, 11543 Colima Rd., Whittier	(562) 946-4415
Walnut Library, 21155 La Puente Rd., Walnut	(909) 595-0757

5th District

Altadena Library, 600 E. Mariposa St., Altadena	(626) 798-0833
Duarte Library, 1301 Buena Vista St., Duarte	(626) 358-1865
La Verne Library, 3640 D St., La Verne	(909) 596-1934
Lake Los Angeles Library, 16921 E. Ave. O, Suite A, Palmdale	(661) 264-0593
Littlerock Library, 35119 80th St. East, Littlerock	(661) 944-4138
Old Town Newhall Library, 24500 Main St., Santa Clarita	(661) 259-0750
Quartz Hill Library, 5040 West Avenue M-2, Quartz Hill	(661) 943-2454

Anyone wishing to comment should submit written comments by 5:00 p.m. on Thursday, September 26, 2024, to the attention of Eric Fong, Reporting Analyst, Community Development Division-Grants Management Unit, at the LACDA address above or via email at eric.fong@lacda.org.

CNSB # 3847411

LOS ANGELES SENTINEL

This space for filing stamp only

3800 S CRENSHAW BLVD, LOS ANGELES, CA 90008
Telephone (323) 299-3800 / Fax (323) 299-3896

ESPERANZA CORONA
L.A. CO. COMM.DEV.COMM/CDBG
700 W MAIN ST
ALHAMBRA, CA - 91801

CNS#: 3847413

PROOF OF PUBLICATION

(2015.5 C.C.P.)

State of California)
County of LOS ANGELES) ss

Notice Type: GPN - GOVT PUBLIC NOTICE

Ad Description:
2023-2024 CAPER

I am a citizen of the United States and a resident of the State of Calif over the age of eighteen years, and not a party to or interested in the entitled matter. I am the principal clerk of the printer and publisher of LOS ANGELES SENTINEL, a newspaper published in the English language city of LOS ANGELES, and adjudged a newspaper of general circulation defined by the laws of the State of California by the Superior Court of County of LOS ANGELES, State of California, under date of 08/25/19: No. 430764. That the notice, of which the annexed is a printed copy, published in each regular and entire issue of said newspaper and not supplement thereof on the following dates, to-wit:

09/05/2024

Executed on: 09/05/2024
At Los Angeles, California

I certify (or declare) under penalty of perjury that the foregoing is correct.

Signature



* A 0 0 0 0 0 6 8 6 0 3 0 8 *

Email

PUBLIC NOTICE

The Los Angeles County Development Authority (LACDA) will submit its Consolidated Annual Performance and Evaluation Report (CAPER) to the U.S. Department of Housing and Urban Development by September 27, 2024. The Report summarizes activities implemented during the 2023-2024 Fiscal Year using the Los Angeles County's Community Development Block Grant, Emergency Solutions Grant, HOME Investment Partnerships Program, and other federal funds. All residents of the Los Angeles County are invited to examine the contents of the Draft CAPER from Wednesday, September 11, 2024, through close of business on Thursday, September 26, 2024, on the LACDA website at www.lacda.org and at the LACDA reception desk located at:

Los Angeles County Development Authority
700 W. Main Street
Alhambra, CA 91801

In addition, the Draft CAPER will also be available at the following locations:

1st District

Anthony Quinn Library, 3965 Cesar E. Chavez Ave., Los Angeles (323) 264-7715
Azusa Library, 729 N. Dalton Ave., Azusa (626) 812-5232
East Los Angeles Library, 4837 E. Third St., Los Angeles (323) 264-0155
La Puente Library, 15920 E. Central Ave., La Puente (626) 968-4613
Montebello Library, 1550 W. Beverly Blvd., Montebello (323) 722-6551
Sunkist Library, 840 N. Puente Ave., La Puente (626) 960-2707

2nd District

Dr. Martin Luther King, Jr. Library, 17906 S. Avalon Blvd., Carson (310) 327-4830
East Rancho Dominguez Library, 4420 Rose St., East Rancho Dominguez (310) 632-6193
Graham Library, 1900 E. Firestone Blvd., Los Angeles (323) 582-2903
Lennox Library, 4359 Lennox Blvd., Lennox (310) 674-0385
Willowbrook Library, 11838 Wilmington Ave., Los Angeles (323) 564-5698
Woodcrest Library, 1340 W. 106th St., Los Angeles (323) 757-9373

3rd District

Agoura Hills Library, 29901 Ladyface Ct., Agoura Hills (818) 889-2278
Malibu Library, 23519 W. Civic Center Way, Malibu (310) 456-6438
San Fernando Library, 217 N. Maclay Ave., San Fernando (818) 365-6928
West Hollywood Library, 625 N. San Vicente Blvd., West Hollywood (310) 652-5340

4th District

El Segundo Library, 111 W. Mariposa Ave., El Segundo (310) 524-2722
Gardena Mayme Dear Library, 1731 W. Gardena Blvd., Gardena (310) 323-6363
Hawaiian Gardens Library, 11940 E. Carson St., Hawaiian Gardens (562) 496-1212
South Whittier Library, 11543 Colima Rd., Whittier (562) 946-4415
Walnut Library, 21155 La Puente Rd., Walnut (909) 595-0757

5th District

Altadena Library, 600 E. Mariposa St., Altadena (626) 798-0833
Duarte Library, 1301 Buena Vista St., Duarte (626) 358-1865
La Verne Library, 3640 D St., La Verne (909) 596-1934
Lake Los Angeles Library, 16921 E. Ave. O, Suite A, Palmdale (661) 264-0593
Littlerock Library, 35119 80th St. East, Littlerock (661) 944-4138
Old Town Newhall Library, 24500 Main St., Santa Clarita (661) 259-0750
Quartz Hill Library, 5040 West Avenue M-2, Quartz Hill (661) 943-2454

Anyone wishing to comment should submit written comments by 5:00 p.m. on Thursday, September 26, 2024, to the attention of Eric Fong, Reporting Analyst, Community Development Division-Grants Management Unit, at the LACDA address above or via email at eric.fong@lacda.org.

CNSB # 3847413

California Newspaper Service Bureau

Public Notice Advertising Since 1934

Tel 1-800-788-7840 Fax 1-800-474-9444

Local Offices and Representatives in:

Los Angeles, Santa Ana, San Diego, Riverside/San Bernardino,
San Francisco, Oakland, San Jose, Sacramento
Special Services Available in Phoenix

DECLARATION

I am a resident of Los Angeles County, over the past eighteen years and not a party to or interested in the matter noticed.

The notice, of which the annexed is a printed copy, appeared in the:

PANORAMA

On the following dates:

09/11/2024

I certify (or declare) under penalty of perjury that the foregoing is true and correct.

Dated at Los Angeles, California, this

12th day of September 2024

Irene Andal
Signature

3847414

"The only Public Notice which is justifiable from the standpoint of true economy and the public interest is that which reaches those who are affected by it."



* A 0 0 0 0 0 6 8 6 5 7 7 8 *

ОБЩЕСТВЕННОЕ УВЕДОМЛЕНИЕ

Управление развития графства Лос-Анджелес (LACDA) представит свой консолидированный годовой отчет о результатах деятельности и их оценке (CAPER) Министерству жилищного строительства и городского развития США к 27 сентября 2024 года. В отчете суммируются мероприятия, осуществленные в течение 2023-2024 финансового года с использованием Гранта на развитие сообщества графства Лос-Анджелес, гранта на экстренные решения, программы инвестиционного партнерства HOME и других федеральных фондов. Всем жителям графства Лос-Анджелес предлагается ознакомиться с содержанием проекта CAPER начиная со **среды, 11 сентября 2024 года**, и до окончания рабочего дня в **четверг, 26 сентября 2024 года**, на веб-сайте LACDA www.lacda.org и на стойке регистрации LACDA находится по адресу:

Los Angeles County Development Authority
700 W. Main Street
Alhambra, CA 91801

Кроме того, проект CAPER также будет доступен в следующих местах:

1-й округ

Anthony Quinn Library, 3965 Cesar E. Chavez Ave., Los Angeles	(323) 264-7715
Azusa Library, 729 N. Dalton Ave., Azusa	(626) 812-5232
East Los Angeles Library, 4837 E. Third St., Los Angeles	(323) 264-0155
La Puente Library, 15920 E. Central Ave., La Puente	(626) 968-4613
Montebello Library, 1550 W. Beverly Blvd., Montebello	(323) 722-6551
Sunkist Library, 840 N. Puente Ave., La Puente	(626) 960-2707

2-ой округ

Dr. Martin Luther King, Jr. Library, 17906 S. Avalon Blvd., Carson	(310) 327-4830
East Rancho Dominguez Library, 4420 Rose St., East Rancho Dominguez	(310) 632-6193
Graham Library, 1900 E. Firestone Blvd., Los Angeles	(323) 582-2903
Lennox Library, 4359 Lennox Blvd., Lennox	(310) 674-0385
Willowbrook Library, 11838 Wilmington Ave., Los Angeles	(323) 564-5698
Woodcrest Library, 1340 W. 106th St., Los Angeles	(323) 757-9373

3-й округ

Agoura Hills Library, 29901 Ladyface Ct., Agoura Hills	(818) 889-2278
Malibu Library, 23519 W. Civic Center Way, Malibu	(310) 456-6438
San Fernando Library, 217 N. Maclay Ave., San Fernando	(818) 365-6928
West Hollywood Library, 625 N. San Vicente Blvd., West Hollywood	(310) 652-5340

4-й округ

El Segundo Library, 111 W. Mariposa Ave., El Segundo	(310) 524-2722
Gardena Mayme Dear Library, 1731 W. Gardena Blvd., Gardena	(310) 323-6363
Hawaiian Gardens Library, 11940 E. Carson St., Hawaiian Gardens	(562) 496-1212
South Whittier Library, 11543 Colima Rd., Whittier	(562) 946-4415
Walnut Library, 21155 La Puente Rd., Walnut	(909) 595-0757

5-й округ

Altadena Library, 600 E. Mariposa St., Altadena	(626) 798-0833
Duarte Library, 1301 Buena Vista St., Duarte	(626) 358-1865
La Verne Library, 3640 D St., La Verne	(909) 596-1934
Lake Los Angeles Library, 16921 E. Ave. O, Suite A, Palmdale	(661) 264-0593
Little Rock Library, 35119 80th St. East, Little Rock	(661) 944-4138
Old Town Newhall Library, 24500 Main St., Santa Clarita	(661) 259-0750
Quartz Hill Library, 5040 West Avenue M-2, Quartz Hill	(661) 943-2454

Всем, желающим высказать свои замечания и комментарии, следует их предоставить в письменной форме до 17:00. в **четверг, 26 сентября 2024 года**, на имя Эрика Фонга (Eric Fong), аналитику по отчетности Отдела общественного развития Отдела управления грантами (Community Development Division-Grants Management Unit), по адресу LACDA, указанному выше, или по электронной почте eric.fong@lacda.org.

CNSB # 3847414

Pasadena Star-News

Affiliated with SGV Newspaper Group
911 E. Colorado Blvd.
Pasadena, CA 91109
626-544-0885

5008150

CALIFORNIA NEWSPAPER SERVICE - OPEN RATE
PO BOX 60460
LOS ANGELES, CA 90060

FILE NO. 3847415

**PROOF OF PUBLICATION
(2015.5 C.C.P.)**

**STATE OF CALIFORNIA
County of Los Angeles**

I am a citizen of the United States, and a resident of the county aforesaid. I am over the age of eighteen years and not a party to or interested in the above-entitled matter. I am the principal clerk of the printer of PASADENA STAR-NEWS, a newspaper of general circulation for the City of Pasadena, by the Superior Court of the County of Los Angeles, State of California, on the date of June 22, 1927, Case Number 225647. The notice, of which the annexed is a true printed copy, has been published in each regular and entire issue of said newspaper and not in any supplement thereof on the following dates, to wit:

09/11/2024

I declare under the penalty of perjury that the foregoing is true and correct.

Executed at Monrovia, LA Co. California
On this 11th day of September, 2024.

Isangela Almeida
Signature



Legal No. **0011691356**

PUBLIC NOTICE

The Los Angeles County Development Authority (LACDA) will submit its Consolidated Annual Performance and Evaluation Report (CAPER) to the U.S. Department of Housing and Urban Development by September 27, 2024. The Report summarizes activities implemented during the 2023-2024 Fiscal Year using the Los Angeles County's Community Development Block Grant, Emergency Solutions Grant, HOME Investment Partnerships Program, and other federal funds. All residents of the Los Angeles County are invited to examine the contents of the Draft CAPER from **Wednesday, September 11, 2024**, through close of business on **Thursday, September 26, 2024**, on the LACDA website at www.lacda.org and at the LACDA reception desk located at:

**Los Angeles County Development Authority
700 W. Main Street
Alhambra, CA 91801**

In addition, the Draft CAPER will also be available at the following locations:

1st District

Anthony Quinn Library, 3965 Cesar E. Chavez Ave., Los Angeles (323) 264-7715
Azusa Library, 729 N. Dalton Ave., Azusa (626) 812-5232
East Los Angeles Library, 4837 E. Third St., Los Angeles (323) 264-0155
La Puente Library, 15920 E. Central Ave., La Puente (626) 968-4613
Montebello Library, 1550 W. Beverly Blvd., Montebello (323) 722-6551
Sunkist Library, 840 N. Puente Ave., La Puente (626) 960-2707

2nd District

Dr. Martin Luther King, Jr. Library, 17906 S. Avalon Blvd., Carson (310) 327-4830
East Rancho Dominguez Library, 4420 Rose St., East Rancho Dominguez (310) 632-6193
Graham Library, 1900 E. Firestone Blvd., Los Angeles (323) 582-2903
Lennox Library, 4359 Lennox Blvd., Lennox (310) 674-0385
Willowbrook Library, 11838 Wilmington Ave., Los Angeles (323) 564-5698
Woodcrest Library, 1340 W. 106th St., Los Angeles (323) 757-9373

3rd District

Agoura Hills Library, 29901 Ladyface Ct., Agoura Hills (818) 889-2278
Malibu Library, 23519 W. Civic Center Way, Malibu (310) 456-6438
San Fernando Library, 217 N. Maclay Ave., San Fernando (818) 365-6928
West Hollywood Library, 625 N. San Vicente Blvd., West Hollywood (310) 652-5340

4th District

El Segundo Library, 111 W. Mariposa Ave., El Segundo (310) 524-2722
Gardena Mayme Dear Library, 1731 W. Gardena Blvd., Gardena (310) 323-6363
Hawaiian Gardens Library, 11940 E. Carson St., Hawaiian Gardens (562) 496-1212
South Whittier Library, 11543 Colima Rd., Whittier (562) 946-4415
Walnut Library, 21155 La Puente Rd., Walnut (909) 595-0757

5th District

Altadena Library, 600 E. Mariposa St., Altadena (626) 798-0833
Duarte Library, 1301 Buena Vista St., Duarte (626) 358-1865
La Verne Library, 3640 D St., La Verne (909) 596-1934
Lake Los Angeles Library, 16921 E. Ave. O, Suite A, Palmdale (661) 264-0593
Littlerock Library, 35119 80th St. East, Littlerock (661) 944-4138
Old Town Newhall Library, 24500 Main St., Santa Clarita (661) 259-0750
Quartz Hill Library, 5040 West Avenue M-2, Quartz Hill (661) 943-2454

Anyone wishing to comment should submit written comments by 5:00 p.m. on Thursday, September 26, 2024, to the attention of Eric Fong, Reporting Analyst, Community Development Division-Grants Management Unit, at the LACDA address above or via email at eric.fong@lacda.org.

CNSB # 3847415

California Newspaper Service Bureau

Public Notice Advertising Since 1934

Tel 1-800-788-7840 Fax 1-800-474-9444

Local Offices and Representatives in:

Los Angeles, Santa Ana, San Diego, Riverside/San Bernardino,
San Francisco, Oakland, San Jose, Sacramento

Special Services Available in Phoenix

DECLARATION

I am a resident of Los Angeles County, over the age of eighteen years and not a party to or interested in the matter noticed.

The notice, of which the annexed is a printed copy appeared in the:

SAN GABRIEL VALLEY TRIBUNE


On the following dates:

09/11/2024

I certify (or declare) under penalty of perjury that the foregoing is true and correct.

Dated at Los Angeles, California, this

26th day of September 2024



curtis small
Signature

3847416

*"The only Public Notice which is justifiable
from the standpoint of true economy and the public interest,
is that which reaches those who are affected by it"*



PUBLIC NOTICE

The Los Angeles County Development Authority (LACDA) will submit its Consolidated Annual Performance and Evaluation Report (CAPER) to the U.S. Department of Housing and Urban Development by September 27, 2024. The Report summarizes activities implemented during the 2023-2024 Fiscal Year using the Los Angeles County's Community Development Block Grant, Emergency Solutions Grant, HOME Investment Partnerships Program, and other federal funds. All residents of the Los Angeles County are invited to examine the contents of the Draft CAPER from **Wednesday, September 11, 2024**, through close of business on **Thursday, September 26, 2024**, on the LACDA website at www.lacda.org and at the LACDA reception desk located at:

**Los Angeles County Development Authority
700 W. Main Street
Alhambra, CA 91801**

In addition, the Draft CAPER will also be available at the following locations:

1st District

Anthony Quinn Library, 3965 Cesar E. Chavez Ave., Los Angeles	(323) 264-7715
Azusa Library, 729 N. Dalton Ave., Azusa	(626) 812-5232
East Los Angeles Library, 4837 E. Third St., Los Angeles	(323) 264-0155
La Puente Library, 15920 E. Central Ave., La Puente	(626) 968-4613
Montebello Library, 1550 W. Beverly Blvd., Montebello	(323) 722-6551
Sunkist Library, 840 N. Puente Ave., La Puente	(626) 960-2707

2nd District

Dr. Martin Luther King, Jr. Library, 17906 S. Avalon Blvd., Carson	(310) 327-4830
East Rancho Dominguez Library, 4420 Rose St., East Rancho Dominguez	(310) 632-6193
Graham Library, 1900 E. Firestone Blvd., Los Angeles	(323) 582-2903
Lennox Library, 4359 Lennox Blvd., Lennox	(310) 674-0385
Willowbrook Library, 11838 Wilmington Ave., Los Angeles	(323) 564-5698
Woodcrest Library, 1340 W. 106th St., Los Angeles	(323) 757-9373

3rd District

Agoura Hills Library, 29901 Ladyface Ct., Agoura Hills	(818) 889-2278
Malibu Library, 23519 W. Civic Center Way, Malibu	(310) 456-6438
San Fernando Library, 217 N. Maclay Ave., San Fernando	(818) 365-6928
West Hollywood Library, 625 N. San Vicente Blvd., West Hollywood	(310) 652-5340

4th District

El Segundo Library, 111 W. Mariposa Ave., El Segundo	(310) 524-2722
Gardena Mayme Dear Library, 1731 W. Gardena Blvd., Gardena	(310) 323-6363
Hawaiian Gardens Library, 11940 E. Carson St., Hawaiian Gardens	(562) 496-1212
South Whittier Library, 11543 Colima Rd., Whittier	(562) 946-4415
Walnut Library, 21155 La Puente Rd., Walnut	(909) 595-0757

5th District

Altadena Library, 600 E. Mariposa St., Altadena	(626) 798-0833
Duarte Library, 1301 Buena Vista St., Duarte	(626) 358-1865
La Verne Library, 3640 D St., La Verne	(909) 596-1934
Lake Los Angeles Library, 16921 E. Ave. O, Suite A, Palmdale	(661) 264-0593
Littlerock Library, 35119 80 th St. East, Littlerock	(661) 944-4138
Old Town Newhall Library, 24500 Main St., Santa Clarita	(661) 259-0750
Quartz Hill Library, 5040 West Avenue M-2, Quartz Hill	(661) 943-2454

Anyone wishing to comment should submit written comments by **5:00 p.m. on Thursday, September 26, 2024**, to the attention of Eric Fong, Reporting Analyst, Community Development Division-Grants Management Unit, at the LACDA address above or via email at eric.fong@lacda.org.

Whittier Daily News

Affiliated with SGV Newspaper Group
181 W. Huntington Drive Suite 209
Monrovia, CA 91016
626-544-0885

5008150

CALIFORNIA NEWSPAPER SERVICE - OPEN RATE
PO BOX 60460
LOS ANGELES, CA 90060

FILE NO. 3847418

**PROOF OF PUBLICATION
(2015.5 C.C.P.)**

**STATE OF CALIFORNIA
County of Los Angeles**

I am a citizen of the United States, and a resident of the county aforesaid. I am over the age of eighteen years and not a party to or interested in the above-entitled matter. I am the principal clerk of the printer of WHITTIER DAILY NEWS, a newspaper of general circulation for the City of Whittier, by the Superior Court of the County of Los Angeles, State of California, on the date of October 10, 1960, Case Number 369393. The notice, of which the annexed is a true printed copy, has been published in each regular and entire issue of said newspaper and not in any supplement thereof on the following dates, to wit:

09/11/2024

I declare under the penalty of perjury that the foregoing is true and correct.

Executed at Monrovia, LA Co. California
On this 11th day of September, 2024.

Signature

Legal No. **0011691358**

PUBLIC NOTICE

The Los Angeles County Development Authority (LACDA) will submit its Consolidated Annual Performance and Evaluation Report (CAPER) to the U.S. Department of Housing and Urban Development by September 27, 2024. The Report summarizes activities implemented during the 2023-2024 Fiscal Year using the Los Angeles County's Community Development Block Grant, Emergency Solutions Grant, HOME Investment Partnerships Program, and other federal funds. All residents of the Los Angeles County are invited to examine the contents of the Draft CAPER from **Wednesday, September 11, 2024**, through close of business on **Thursday, September 26, 2024**, on the LACDA website at www.lacda.org and at the LACDA reception desk located at:

**Los Angeles County Development Authority
700 W. Main Street
Alhambra, CA 91801**

In addition, the Draft CAPER will also be available at the following locations:

1st District

Anthony Quinn Library, 3965 Cesar E. Chavez Ave., Los Angeles	(323) 264-7715
Azusa Library, 729 N. Dalton Ave., Azusa	(626) 812-5232
East Los Angeles Library, 4837 E. Third St., Los Angeles	(323) 264-0155
La Puente Library, 15920 E. Central Ave., La Puente	(626) 968-4613
Montebello Library, 1550 W. Beverly Blvd., Montebello	(323) 722-6551
Sunkist Library, 840 N. Puente Ave., La Puente	(626) 960-2707

2nd District

Dr. Martin Luther King, Jr. Library, 17906 S. Avalon Blvd., Carson	(310) 327-4830
East Rancho Dominguez Library, 4420 Rose St., East Rancho Dominguez	(310) 632-6193
Graham Library, 1900 E. Firestone Blvd., Los Angeles	(323) 582-2903
Lennox Library, 4359 Lennox Blvd., Lennox	(310) 674-0385
Willowbrook Library, 11838 Wilmington Ave., Los Angeles	(323) 564-5698
Woodcrest Library, 1340 W. 106th St., Los Angeles	(323) 757-9373

3rd District

Agoura Hills Library, 29901 Ladyface Ct., Agoura Hills	(818) 889-2278
Malibu Library, 23519 W. Civic Center Way, Malibu	(310) 456-6438
San Fernando Library, 217 N. Maclay Ave., San Fernando	(818) 365-6928
West Hollywood Library, 625 N. San Vicente Blvd., West Hollywood	(310) 652-5340

4th District

El Segundo Library, 111 W. Mariposa Ave., El Segundo	(310) 524-2722
Gardena Mayme Dear Library, 1731 W. Gardena Blvd., Gardena	(310) 323-6363
Hawaiian Gardens Library, 11940 E. Carson St., Hawaiian Gardens	(562) 496-1212
South Whittier Library, 11543 Colima Rd., Whittier	(562) 946-4415
Walnut Library, 21155 La Puente Rd., Walnut	(909) 595-0757

5th District

Altadena Library, 600 E. Mariposa St., Altadena	(626) 798-0833
Duarte Library, 1301 Buena Vista St., Duarte	(626) 358-1865
La Verne Library, 3640 D St., La Verne	(909) 596-1934
Lake Los Angeles Library, 16921 E. Ave. O, Suite A, Palmdale	(661) 264-0593
Littlerock Library, 35119 80 th St. East, Littlerock	(661) 944-4138
Old Town Newhall Library, 24500 Main St., Santa Clarita	(661) 259-0750
Quartz Hill Library, 5040 West Avenue M-2, Quartz Hill	(661) 943-2454

Anyone wishing to comment should submit written comments by **5:00 p.m. on Thursday, September 26, 2024**, to the attention of Eric Fong, Reporting Analyst, Community Development Division-Grants Management Unit, at the LACDA address above or via email at eric.fong@lacda.org.

CNSB # 3847418

California Newspaper Service Bureau

Public Notice Advertising Since 1934

Tel 1-800-788-7840 Fax 1-800-474-9444

Local Offices and Representatives in:

Los Angeles, Santa Ana, San Diego, Riverside/San Bernardino,

San Francisco, Oakland, San Jose, Sacramento

Special Services Available in Phoenix

DECLARATION

I am a resident of Los Angeles County, over the age of eighteen years and not a party to or interested in the matter noticed.

The notice, of which the annexed is a printed copy appeared in the:

WORLD JOURNAL (CHINESE DAILY NEWS)

On the following dates:

09/11/2024

I certify (or declare) under penalty of perjury that the foregoing is true and correct.

Dated at Los Angeles, California, this

19th day of September 2024



DEBBIE YERKES

Signature

3847419

"The only Public Notice which is justifiable from the standpoint of true economy and the public interest, is that which reaches those who are affected by it"



* A 0 0 0 0 0 6 8 7 1 2 9 0 *

CNSB # 3847419

通告

洛杉磯縣發展局(LACDA)將於 2024 年 9 月 27 日之前向美國住房和城市發展部提交其《綜合年度績效和評估報告》(CAPER)。該報告總結了 2023-2024 財政年度使用洛杉磯縣社區發展整筆撥款、緊急解決方案撥款、HOME 投資合作夥伴計劃和其他聯邦基金實施的活動。誠邀所有洛杉磯縣的居民從 2024 年 9 月 11 日星期三到 2024 年 9 月 26 日星期四下班前,在 LACDA 網站 www.lacda.org 和 LACDA 接待處查看 CAPER 草案的內容,地址如下:

Los Angeles County Development Authority
700 W. Main Street
Alhambra, CA 91801

此外,CAPER 草案也將在以下地點提供:

第一管理區

Anthony Quinn 圖書館	3965 Cesar E. Chavez Ave., Los Angeles	(323) 264-7715
Azusa 圖書館	729 N. Dalton Ave., Azusa	(626) 812-5232
East Los Angeles 圖書館	4837 E. Third St., Los Angeles	(323) 264-0155
La Puente 圖書館	15920 E. Central Ave., La Puente	(626) 968-4613
Montebello 圖書館	1550 W. Beverly Blvd., Montebello	(323) 722-6551
Sunkist 圖書館	840 N. Puente Ave., La Puente	(626) 960-2707

第二管理區

Dr. Martin Luther King, Jr. 圖書館	17906 S. Avalon Blvd., Carson	(310) 327-4830
East Rancho Dominguez 圖書館	4420 Rose St., East Rancho Dominguez	(310) 632-6193
Graham 圖書館	1900 E. Firestone Blvd., Los Angeles	(323) 582-2903
Lennox 圖書館	4359 Lennox Blvd., Lennox	(310) 674-0385
Willowbrook 圖書館	11838 Wilmington Ave., Los Angeles	(323) 564-5698
Woodcrest 圖書館	1340 W. 106th St., Los Angeles	(323) 757-9373

第三管理區

Agoura Hills 圖書館	29901 Ladyface Ct., Agoura Hills	(818) 889-2278
Malibu 圖書館	23519 W. Civic Center Way, Malibu	(310) 456-6438
San Fernando 圖書館	217 N. Maclay Ave., San Fernando	(818) 365-6928
West Hollywood 圖書館	625 N. San Vicente Blvd., West Hollywood	(310) 652-5340

第四管理區

El Segundo 圖書館	111 W. Mariposa Ave., El Segundo	(310) 524-2722
Gardena Mayme Dear 圖書館	1731 W. Gardena Blvd., Gardena	(310) 323-6363
Hawaiian Gardens 圖書館	11940 E. Carson St., Hawaiian Gardens	(562) 496-1212
South Whittier 圖書館	11543 Colima Rd., Whittier	(562) 946-4415
Walnut 圖書館	21155 La Puente Rd., Walnut	(909) 595-0757

第五管理區

Altadena 圖書館	600 E. Mariposa St., Altadena	(626) 798-0833
Duarte 圖書館	1301 Buena Vista St., Duarte	(626) 358-1865
La Verne 圖書館	3640 D St., La Verne	(909) 596-1934
Lake Los Angeles 圖書館	16921 E. Ave. O, Suite A, Palmdale	(661) 264-0593
Littlerock 圖書館	35119 80th St. East, Littlerock	(661) 944-4138
Old Town Newhall 圖書館	24500 Main St., Santa Clarita	(661) 259-0750
Quartz Hill 圖書館	5040 West Avenue M-2, Quartz Hill	(661) 943-2454

任何希望發表評論的人應於 2024 年 9 月 26 日星期四在下午 5:00 之前提交書面評論,提交給社區發展局贈款管理部門報告分析師 Eric Fong,發送至上述 LACDA 地址或發送電子郵件至 eric.fong@lacda.org.

PS0808100



Submission Overview: ESG: CAPER

Report: CAPER

Period: 7/1/2023 - 6/30/2024

Your user level here: Data Entry and Account Admin

ATTACHMENT 5

Step 1: Dates

7/1/2023 to 6/30/2024

Step 2: Contact Information

First Name	Jonathan
Middle Name	
Last Name	Cung
Suffix	
Title	Data Manager
Street Address 1	707 Wilshire Blvd
Street Address 2	Suite 1000
City	Los Angeles
State	California
ZIP Code	90017
E-mail Address	jcung@lahsa.org
Phone Number	(213)225-8485
Extension	
Fax Number	

Step 4: Grant Information

Emergency Shelter Rehab/Conversion

Did you create additional shelter beds/units through an ESG-funded rehab project	No
Did you create additional shelter beds/units through an ESG-funded conversion project	No

Data Participation Information

Are there any funded projects, except HMIS or Admin, which are not listed on the Project, Links and Uploads form? This includes projects in the HMIS and from VSP **No**

Step 5: Project Outcomes

Project outcomes are required for all CAPERS where the program year start date is 1-1-2021 or later. This form replaces the narrative in CR-70 of the eCon Planning Suite.

From the Action Plan that covered ESG for this reporting period copy and paste or retype the information in Question 5 on screen AP-90: "Describe performance standards for evaluating ESG."

Performance targets are established, by program type, for each program in the Los Angeles CoC. The performance targets are informed by HUD's CoC performance standards, feedback from service providers collected in quarterly outcomes roundtable meetings, input from local funders and stakeholders in the CoC, and are approved by the LAHSA Board of Commissioners.

Based on the information from the Action Plan response previously provided to HUD:

1. Briefly describe how you met the performance standards identified in A-90 this program year. *If they are not measurable as written type in N/A as the answer.*

For crisis housing, performance measurements included the number of clients exiting to permanent housing, increased income overall for adults at exit or by the end of the operating year, and program bed utilization. For outreach, performance measurements included the number of clients exiting to housing and linkages to condition-specific services. For rapid re-housing, performance measurements included the number of clients exiting to permanent housing, increased income overall for adults at exit or by the end of the operating year, rapid housing placement, and returns to homelessness. For homelessness prevention, performance measurements included the number of clients diverted from homelessness and the number of clients exiting to permanent housing.

2. Briefly describe what you did not meet and why. *If they are not measurable as written type in N/A as the answer.*

The LACoC has invested heavily in deploying problem-solving throughout the homeless response system, also known as Diversion or Rapid Resolution. This is a short-term housing intervention that seeks to assist participants to maintain their current housing or identify an immediate and safe housing alternative within their own network of family, friends, and social supports. This system aims to assist them at the very beginning of their housing crisis, or shortly after they enter the system, and ensures that those who do not have alternative housing options are quickly connected to existing emergency or crisis housing services. The LACoC has invested heavily in prevention through a Coordinated Entry System (CES) to link resources as quickly and efficiently as possible. By understanding the challenges that individuals, youth, and families face in being homeless and/or at risk of homelessness, the CES providers are better able to divert people away from the emergency shelter and homeless services delivery system by helping them maintain their current housing, or relocate to more affordable housing. For those in need of housing support, the LACoC utilized ESG funding to support winter shelter programs, crisis housing programs, and rapid re-housing programs. ESG funding was used to transport individuals to and from winter shelter sites during the during the coldest months of the year. Despite dedicated ongoing efforts, the County has a disproportionately high number of Black and African American homeless persons. LAHSA hosts ad hoc committee meetings aimed at addressing the needs of women and black persons experiencing homelessness, two of the most vulnerable demographics among homeless persons. Concurrently, within the LACoC, there are four systems providing targeted homeless prevention services to high risk subpopulations: the adult, family, youth, and veteran systems. The targeting for these programs has been informed through extensive research and data to develop and improve targeting tools for homelessness prevention and to maximize the impact in preventing future homelessness.

OR

3. If your standards were not written as measurable, provide a sample of what you will change them to in the future? *If they were measurable and you answered above type in N/A as the answer.*

N/A

Step 6: Financial Information

ESG Information from IDIS

As of 9/20/2024

FY	Grant Number	Current Authorized Amount	Funds Committed By Recipient	Funds Drawn	Balance Remaining	Obligation Date	Expenditure Deadline
2023	E23UC060505	\$1,778,502.00	\$1,778,502.00	\$1,067,732.81	\$710,769.19	9/23/2023	9/23/2025
2022	E22UC060505	\$1,805,199.00	\$1,805,199.00	\$1,805,199.00	\$0	9/6/2022	9/6/2024
2021	E21UC060505	\$1,873,395.00	\$1,873,395.00	\$1,873,395.00	\$0	9/24/2021	9/24/2023
2020	E20UC060505	\$1,915,450.00	\$1,915,450.00	\$1,915,450.00	\$0	7/16/2020	7/16/2022
2019	E19UC060505	\$1,887,127.00	\$1,887,127.00	\$1,887,127.00	\$0	7/2/2019	7/2/2021
2018	E18UC060505	\$1,870,616.00	\$1,870,616.00	\$1,870,616.00	\$0	10/3/2018	10/3/2020
2017	E17UC060505	\$1,868,101.00	\$1,868,101.00	\$1,868,101.00	\$0	8/28/2017	8/28/2019
2016	E16UC060505	\$1,856,207.00	\$1,856,207.00	\$1,856,207.00	\$0	8/9/2016	8/9/2018
2015	E15UC060505	\$1,879,396.00	\$1,879,396.00	\$1,879,396.00	\$0	8/11/2015	8/11/2017
Total		\$20,033,440.00	\$20,033,440.00	\$19,322,670.81	\$710,769.19		

Expenditures	2023	2022	2021	2020	2019	2018	2017	2016
	Yes	No	No	No	No	No	No	No
	FY2023 Annual ESG Funds for							
Homelessness Prevention	Non-COVID							
Rental Assistance								
Relocation and Stabilization Services - Financial Assistance								
Relocation and Stabilization Services - Services								
Hazard Pay <i>(unique activity)</i>								
Landlord Incentives <i>(unique activity)</i>								
Volunteer Incentives <i>(unique activity)</i>								
Training <i>(unique activity)</i>								
Homeless Prevention Expenses		0.00						
	FY2023 Annual ESG Funds for							
Rapid Re-Housing	Non-COVID							
Rental Assistance								
Relocation and Stabilization Services - Financial Assistance								
Relocation and Stabilization Services - Services		479,607.00						
Hazard Pay <i>(unique activity)</i>								
Landlord Incentives <i>(unique activity)</i>								
Volunteer Incentives <i>(unique activity)</i>								

Training <i>(unique activity)</i>	
RRH Expenses	479,607.00
	FY2023 Annual ESG Funds for
Emergency Shelter	Non-COVID
Essential Services	339,371.00
Operations	254,464.00
Renovation	
Major Rehab	
Conversion	
Hazard Pay <i>(unique activity)</i>	
Volunteer Incentives <i>(unique activity)</i>	
Training <i>(unique activity)</i>	
Emergency Shelter Expenses	593,835.00
	FY2023 Annual ESG Funds for
Temporary Emergency Shelter	Non-COVID
Essential Services	
Operations	
Leasing existing real property or temporary structures	
Acquisition	
Renovation	
Hazard Pay <i>(unique activity)</i>	
Volunteer Incentives <i>(unique activity)</i>	
Training <i>(unique activity)</i>	
Other Shelter Costs	
Temporary Emergency Shelter Expenses	
	FY2023 Annual ESG Funds for
Street Outreach	Non-COVID
Essential Services	
Hazard Pay <i>(unique activity)</i>	
Volunteer Incentives <i>(unique activity)</i>	
Training <i>(unique activity)</i>	
Handwashing Stations/Portable Bathrooms <i>(unique activity)</i>	
Street Outreach Expenses	0.00
	FY2023 Annual ESG Funds for
Other ESG Expenditures	Non-COVID
Cell Phones - for persons in CoC/YHDP funded projects <i>(unique activity)</i>	

Coordinated Entry COVID Enhancements <i>(unique activity)</i>	
Training <i>(unique activity)</i>	
Vaccine Incentives <i>(unique activity)</i>	
HMIS	36,193.00
Administration	23,488.00
Other Expenses	59,681.00
	FY2023 Annual ESG Funds for
	Non-COVID
Total Expenditures	1,133,123.00
Match	
Total ESG expenditures plus match	1,133,123.00

Total expenditures plus match for all years

1,133,123.00

Step 7: Sources of Match

	FY2023	FY2022	FY2021	FY2020	FY2019	FY2018	FY2017	FY2016	FY2015
Total regular ESG plus COVID expenditures brought forward	\$1,133,123.00	\$0.00	\$0.00	\$0.00	\$0.00	\$0.00	\$0.00	\$0.00	\$0.00
Total ESG used for COVID brought forward	\$0.00	\$0.00	\$0.00	\$0.00	\$0.00	\$0.00	\$0.00	\$0.00	\$0.00
Total ESG used for regular expenses which requires a match	\$1,133,123.00	\$0.00	\$0.00	\$0.00	\$0.00	\$0.00	\$0.00	\$0.00	\$0.00
Match numbers from financial form	\$0.00	\$0.00	\$0.00	\$0.00	\$0.00	\$0.00	\$0.00	\$0.00	\$0.00
Match Percentage	0.00%	0%	0%	0%	0%	0%	0%	0%	0%

Match Source FY2023 FY2022 FY2021 FY2020 FY2019 FY2018 FY2017 FY2016 FY2015

Other Non-ESG HUD Funds

Other Federal Funds

State Government

Local Government **1,133,123.00**

Private Funds

Other

Fees

Program Income

Total Cash Match

Non Cash Match

Total Match

Step 8: Program Income

Program income is the income received by the recipient or subrecipient directly generated by a grant supported activity. Program income is defined in 2 CFR §200.307. More information is also available in the ESG CAPER Guidebook in the resources tab above.

Did the recipient earn program income from any ESG project during the program year?

No

2023-2024 CAPER CDBG Activity Listing
(Activities Included in Analysis)

1st District

2023-2024 CAPER CDBG Activity Listing

(Activities Included in Analysis)

Identification

Project No.: 602701-24 **Jurisdiction:** 1st District
Project Title: 4th & Eagle Street Pre-Development Activities for Community Garden
IDIS Number: 12580
Operating Agency: Community Development Division
Subrecipient Type: Division of LACDA
Contract Period: 7/1/2024 to 6/30/2025
Activity Code: 03F Parks, Recreational Facilities
National Objective: LMA Low/Mod Area
Objective: Suitable Living Environment **Outcome:** Sustainability

Project Summary

This new project will fund the complete environmental remediation and predevelopment activities for the community garden in the First District.

Accomplishments and Net Expenditures

Priority Need: CD - Public Facilities
Performance Indicator: Public Facilities
Quantitative Accomplishments: Goal: 1 This Year: 0 Cumulative: 0 Ratio: 0.0%
Net Expenditures: Budgeted: \$547,885.00 This Year: \$0.00 Cumulative: \$0.00 Ratio: 0.0%

Annual Narrative:

2023-2024 CAPER CDBG Activity Listing

(Activities Included in Analysis)

Identification

Project No.: 1JP02X-22 **Jurisdiction:** 1st District
Project Title: Affordable Housing Disposition - District 1
IDIS Number: 12090
Operating Agency: Community Development Division
Subrecipient Type: Division of LACDA
Contract Period: 7/1/2022 to 6/30/2025
Activity Code: 02 Disposition
National Objective: LMH Low/Mod Housing
Objective: Decent Housing **Outcome:** Affordability

Project Summary

This project provides funding for the cost of disposing LACDA-owned properties in the 1st Supervisorial District as well as the temporary property management of LACDA-owned properties being held for the purposes of developing low- and moderate-income housing.

Accomplishments and Net Expenditures

Priority Need: Housing
Performance Indicator: Housing Units
Quantitative Accomplishments: Goal: 1 This Year: 0 Cumulative: 0 Ratio: 0.0%
Net Expenditures: Budgeted: \$106,000.00 This Year: \$4,149.23 Cumulative: \$44,149.23 Ratio: 41.7%

Annual Narrative:

Transfer continues to be on hold while the acceptable remediation is completed and retested.

Properties continue to be cleaned and maintained.

This project was time extended.

Quarter: 1 **Accomplishment Quantity:** 0

Accomplishment Narrative:

Initial samples tested high for lead; step out boring will be needed to determine the extent of lead contamination. Still waiting for results of deeper 5 foot samples taken during 2nd round of sampling.

Properties continue to be cleaned and maintained.

Quarter: 2 **Accomplishment Quantity:** 0

Accomplishment Narrative:

Meeting held on 10/10/23 with CEO, SD1, LACDA, and environmental consultant. Both rounds of sampling found lead in soil and it needs to be remediated. Consultant to prepare report to be submitted to LA County Fire as oversight agency. SD1 to reach out to Fire Department. Asked County Counsel on 10/25/23 if we can list for sale since SB747 has been signed into law.

Properties continue to be cleaned and maintained.

Quarter: 3 **Accomplishment Quantity:** 0

Accomplishment Narrative:

On 02/12/2024 LACDA staff met with SD1 to discuss remediation options prepared by Terraphase. LA County Fire Department taking on role as oversight agency, will meet with them and SD1 to discuss options for remediation that are

2023-2024 CAPER CDBG Activity Listing

(Activities Included in Analysis)

acceptable for proposed community garden use.

Properties continue to be cleaned and maintained.

Quarter: 4 **Accomplishment Quantity:** 0

Accomplishment Narrative:

During the fourth quarter, the lot on Eagle and 4th Street faced some challenges with an encampment of people experiencing homelessness and keeping the [property secure from being used for unauthorized purposes. The lot has continued to be cleaned and maintained, including removing trash, large items, and debris.

LACDA, SD1, and LA County Fire continue to review options for remediation that are acceptable for proposed community garden use.

Properties continue to be cleaned and maintained.

2023-2024 CAPER CDBG Activity Listing

(Activities Included in Analysis)

Identification

Project No.: 602659-23 **Jurisdiction:** 1st District
Project Title: Security Improvements at Cesar E Chavez Ave & Ford Blvd Parking lots
IDIS Number: 12484
Operating Agency: Community Development Division
Subrecipient Type: Division of LACDA
Contract Period: 11/27/2023 to 6/30/2025
Activity Code: 03G Parking Facilities
National Objective: LMA Low/Mod Area
Objective: Suitable Living Environment **Outcome:** Sustainability

Project Summary

This new project provides for security improvements for the north and south parking lots at the intersection of 4495-4496 E Cesar Chavez Ave and Ford Blvd. The improvements will include but not limited to; lighting repair and replacement, fencing repair and replacement, painting, and installation of pedestrian and vehicle gates.

Accomplishments and Net Expenditures

Priority Need: CD - Public Facilities
Performance Indicator: Public Facilities
Quantitative Accomplishments: Goal: 2 This Year: 0 Cumulative: 0 Ratio: 0.0%
Net Expenditures: Budgeted: \$395,000.00 This Year: \$163,256.76 Cumulative: \$163,256.76 Ratio: 41.3%

Annual Narrative:

The project is 75% complete. Contractor needs to complete the footings in order to install the gate that has been fabricated. However, it remains to be decided who from the County will be responsible for the opening and closing of the gates.

This project was time extended.

Quarter: 2 **Accomplishment Quantity:** 0

Accomplishment Narrative:

During this quarter a job walk was conducted with the contractor and negotiations are still ongoing for construction cost.

Quarter: 3 **Accomplishment Quantity:** 0

Accomplishment Narrative:

This Quarter the Ford & Chavez Parking Lot is about 50% complete. Electrical work is 100% completed and remaining work is 20% completed.

Quarter: 4 **Accomplishment Quantity:** 0

Accomplishment Narrative:

The project is 75% complete. Contractor needs to complete the footings in order to install the gate that has been fabricated. However, it remains to be decided who from the County will be responsible for the opening and closing of the gates.

2023-2024 CAPER CDBG Activity Listing

(Activities Included in Analysis)

Identification

Project No.: 602195-23 **Jurisdiction:** 1st District
Project Title: First District Handyworker Program
IDIS Number: 12339
Operating Agency: Housing Investment and Finance Division
Subrecipient Type: Division of LACDA
Contract Period: 7/1/2023 to 6/30/2024 **Quarter Completed:** 4
Activity Code: 14A Rehabilitation: Single-Unit Residential
National Objective: LMH Low/Mod Housing
Objective: Decent Housing **Outcome:** Affordability

Project Summary

The Handyworker program provides funding for minor home repairs to eligible low-and moderate-income households within the unincorporated areas of the First Supervisorial District. Handyworker services are focused on the following activities: minor plumbing repairs/replacement, eligible minor exterior/interior home repairs, and repairs that will provide security and safety improvements to single-family housing units and mobile homes. Mobile home units must be affixed to a foundation, units must be skirted, and they must be part of the County's permanent housing stock. The maximum amount of each Handyworker grant per household will not exceed \$5,000.

Accomplishments and Net Expenditures

Priority Need: Housing
Performance Indicator: Housing Units
Quantitative Accomplishments: Goal: 36 This Year: 36 Cumulative: 36 Ratio: 100.0%
Net Expenditures: Budgeted: \$490,000.00 This Year: \$360,815.50 Cumulative: \$360,815.50 Ratio: 73.6%

Annual Narrative:

The program has met its year-end goal by completing a total of 36 housing units. Aggressive marketing efforts will continue immediately to prepare for fiscal year 2024-2025.

Direct Benefit (Race/Ethnicity):

<u>Race/Ethnicity</u>	<u>Owners</u>	<u>Renters</u>
Asian - Hispanic	1	0
Asian - Non-Hispanic	12	0
Asian and White - Non-Hispanic	1	0
Other Race - Hispanic	16	0
White - Non-Hispanic	6	0
Total	36	0

Direct Benefit (Income):

<u>Income Level</u>	<u>Owners</u>	<u>Renters</u>
Extremely Low	13	0
Low	16	0
Moderate	7	0
Total	36	0

Housing Detail:

<u>Street Address</u>	<u>City</u>	<u>State</u>	<u>Zip</u>	<u>Rent/Own</u>	<u>Income Level</u>	<u>Expenditures</u>
-----------------------	-------------	--------------	------------	-----------------	---------------------	---------------------

2023-2024 CAPER CDBG Activity Listing

(Activities Included in Analysis)

6619 Hereford Dr.	Los Angeles	CA	90022	Owners	Extremely Low	\$4,532
711 Arciero Drive	Whittier	CA	90601	Owners	Low	\$4,934
6546 Hereford Dr.	Los Angeles	CA	90022	Owners	Low	\$5,000
15747 Fellowship Street	La Puente	CA	91744	Owners	Moderate	\$5,000
1646 Adna Avenue	Hacienda Heights	CA	91745	Owners	Low	\$4,950
4817 N Midsite Ave	Covina	CA	91722	Owners	Low	\$4,650
1868 Hollandale Avenue	Rowland Heights	CA	91748	Owners	Extremely Low	\$4,980
3419 Ashbourne Pl	Rowland Heights	CA	91748	Owners	Extremely Low	\$4,608
2252 Batson Avenue	Rowland Heights	CA	91748	Owners	Low	\$4,518
5307 Barranca Avenue	Covina	CA	91722	Owners	Moderate	\$5,000
17056 Abel Court	La Puente	CA	91744	Owners	Low	\$4,758
1515 Belgreen Dr	Whittier	CA	90601	Owners	Low	\$4,490
16315 E. Bellbrook St	Covina	CA	91722	Owners	Extremely Low	\$3,440
1555 Attridge Avenue	Los Angeles	CA	90063	Owners	Low	\$5,000
1440 Countrywood Ave, Apt 46	Hacienda Heights	CA	91745	Owners	Low	\$4,960
2325 Avocado Ter	Hacienda Heights	CA	91745	Owners	Low	\$4,920
13945 Don Julian Rd	La Puente	CA	91746	Owners	Extremely Low	\$5,000
1420 Escalada Avenue	Rowland Heights	CA	91748	Owners	Extremely Low	\$4,842
1401 Westside Dr.	Los Angeles	CA	90022	Owners	Moderate	\$4,620
1729 Arcdale Avenue	Rowland Heights	CA	91748	Owners	Low	\$3,672
14139 Donaldale Street	La Puente	CA	91746	Owners	Extremely Low	\$4,990
1416 Vanderwell Avenue	La Puente	CA	91744	Owners	Low	\$4,704
15324 Cristalino Street	Hacienda Heights	CA	91745	Owners	Extremely Low	\$4,959
15362 Calle De La Fuente	Hacienda Heights	CA	91745	Owners	Extremely Low	\$4,220
1455 Sandsprings Dr.	La Puente	CA	91746	Owners	Extremely Low	\$4,998
1620 Turnbull Canyon Rd	Hacienda Heights	CA	91745	Owners	Moderate	\$4,620
15439 Golden Ridge Lane	Hacienda Heights	CA	91745	Owners	Low	\$4,440
15323 Sonnet Place	Hacienda Heights	CA	91745	Owners	Moderate	\$4,580
15423 shadybend Dr	Hacienda Heights	CA	91745	Owners	Low	\$4,400
452 La Seda Rd	La Puente	CA	91744	Owners	Moderate	\$4,680
1062 N. Alma Avenue	Los Angeles	CA	90063	Owners	Extremely Low	\$4,964
1419 Escalada Avenue	Rowland Heights	CA	91748	Owners	Moderate	\$3,630
15644 Los Altos Dr.	Hacienda Heights	CA	91745	Owners	Low	\$4,460
16037 Folger Street	Hacienda Heights	CA	91745	Owners	Low	\$4,464
15531 Del Prado Dr.	Hacienda Heights	CA	91745	Owners	Extremely Low	\$4,982
522 Belden Avenue	Los Angeles	CA	90022	Owners	Extremely Low	\$4,966

Total Number of Housing Units Assisted : 36

Housing Data:

<u>Category</u>	<u>Homeowners</u>	<u>Renters</u>
3) Total units occupied by elderly (62 years or older):	23	0

Lead Paint Detail:

Number of housing units constructed before 1978	9
Exempt: Housing construction 1978 or later	6
Exempt: No paint disturbed	2
Otherwise exempt	19

Lead Hazard Remediation Actions:

2023-2024 CAPER CDBG Activity Listing

(Activities Included in Analysis)

Lead Safe Work Practices (Hard costs <= \$5,000)	9
Interim Controls or Standard Practices (Hard costs \$5,000 - \$25,000)	0
Abatement (Hard costs > \$25,000)	0

Grants/Loans:

Quarter	Grants	Loans
1	2	0
2	5	0
3	11	0
4	18	0
Total	36	0

Quarter: 1 **Accomplishment Quantity:** 2

Accomplishment Narrative:

During this period, two (2) housing units were completed. There are currently three (3) housing units under construction, and one (1) housing unit pending for inspection. The project manager continues aggressive marketing efforts.

Quarter: 2 **Accomplishment Quantity:** 5 **Female-Headed Households:** 2

Accomplishment Narrative:

During this period, five (5) housing units were completed. There are currently five (5) housing units under construction, and four (4) housing units pending for inspection. The program manager continued aggressive marketing efforts.

Quarter: 3 **Accomplishment Quantity:** 11 **Female-Headed Households:** 6

Accomplishment Narrative:

During this period, eleven (11) housing units were completed, with six (6) housing units currently under construction. The program manager is continuing aggressive marketing efforts due to available funding.

Quarter: 4 **Accomplishment Quantity:** 18 **Female-Headed Households:** 12

Accomplishment Narrative:

During this period, eighteen (18) housing units were completed. Although we have met our goal, the program manager is continuing aggressive marketing efforts for the next fiscal year.

2023-2024 CAPER CDBG Activity Listing

(Activities Included in Analysis)

Identification

Project No.: 602195-24 **Jurisdiction:** 1st District
Project Title: First District Handyworker Program
IDIS Number:
Operating Agency: Housing Investment and Finance Division
Subrecipient Type: Division of LACDA
Contract Period: 7/1/2024 to 6/30/2025
Activity Code: 14A Rehabilitation: Single-Unit Residential
National Objective: LMH Low/Mod Housing
Objective: Decent Housing **Outcome:** Affordability

Project Summary

The Handyworker program provides funding for minor home repairs to eligible low-and moderate-income (80% AMI and below) households within the unincorporated areas of the First District. The maximum grant per household will not exceed \$9,000. Handyworker services are focused on minor exterior/interior home repairs to single-family housing units and mobile homes.

Accomplishments and Net Expenditures

Priority Need: Housing
Performance Indicator: Housing Units
Quantitative Accomplishments: Goal: 24 This Year: 0 Cumulative: 0 Ratio: 0.0%
Net Expenditures: Budgeted: \$490,000.00 This Year: \$40,091.60 Cumulative: \$40,091.60 Ratio: 8.2%

Annual Narrative:

2023-2024 CAPER CDBG Activity Listing

(Activities Included in Analysis)

Identification

Project No.: 602605-23 **Jurisdiction:** 1st District
Project Title: Senior Grant Program - 1st District
IDIS Number: 12357
Operating Agency: Housing Investment and Finance Division
Subrecipient Type: Division of LACDA
Contract Period: 7/1/2023 to 6/30/2024 **Quarter Completed:** 4
Activity Code: 14A Rehabilitation: Single-Unit Residential
National Objective: LMH Low/Mod Housing
Objective: Decent Housing **Outcome:** Affordability

Project Summary

This program provides funding for rehabilitation assistance in the form of a grant of up to \$20,000 to low-income (80% AMI and below) senior homeowners (62 years or older) located in the unincorporated areas of the First District. The grant program will focus on home modifications that increase seniors' mobility, habitability, safety, and independence, as well as critical deferred maintenance repairs necessary to improve the structural integrity of the home, and to enable low-income seniors to remain in their homes and age in place.

Accomplishments and Net Expenditures

Priority Need: Housing
Performance Indicator: Housing Units
Quantitative Accomplishments: Goal: 29 This Year: 34 Cumulative: 34 Ratio: 117.2%
Net Expenditures: Budgeted: \$1,090,067.00 This Year: \$695,869.12 Cumulative: \$695,869.12 Ratio: 63.8%

Annual Narrative:

The First District Senior Grant program is reporting 34 single family housing units completed for FY 2023-2024. Program staff is proactively building a project pipeline and is reporting pre-development activity on 7 units and application mail-outs to 27 prospective applicants that will serve to support the 27-unit grant delivery goal for FY 2024-2025.

Direct Benefit (Race/Ethnicity):

<u>Race/Ethnicity</u>	<u>Owners</u>	<u>Renters</u>
Asian - Non-Hispanic	4	0
Black/African American - Non-Hispanic	2	0
Other Race - Hispanic	1	0
White - Hispanic	23	0
White - Non-Hispanic	4	0
Total	34	0

Direct Benefit (Income):

<u>Income Level</u>	<u>Owners</u>	<u>Renters</u>
Extremely Low	18	0
Low	12	0
Moderate	4	0
Total	34	0

Housing Detail:

<u>Street Address</u>	<u>City</u>	<u>State</u>	<u>Zip</u>	<u>Rent/Own</u>	<u>Income Level</u>	<u>Expenditures</u>
-----------------------	-------------	--------------	------------	-----------------	---------------------	---------------------

2023-2024 CAPER CDBG Activity Listing

(Activities Included in Analysis)

5530 Via San De Larro	Los Angeles	CA	90022	Owners	Low	\$13,200
2235 Punta Del Este Drive	Hacienda Heights	CA	91745	Owners	Extremely Low	\$13,370
14050 Whitesell Street	La Puente	CA	91746	Owners	Extremely Low	\$12,700
2750 Plano Drive	Rowland Heights	CA	91748	Owners	Extremely Low	\$8,550
1148 S Alma Avenue	Los Angeles	CA	90023	Owners	Extremely Low	\$10,450
6528 Repetto Avenue	Los Angeles	CA	90022	Owners	Extremely Low	\$14,450
420 N Alma Avenue	Los Angeles	CA	90063	Owners	Moderate	\$14,992
714 S Bonnie Beach Place	Los Angeles	CA	90023	Owners	Moderate	\$14,132
770 Dade Avenue	La Puente	CA	91744	Owners	Extremely Low	\$14,903
3231 El Greco Court	Hacienda Heights	CA	91745	Owners	Extremely Low	\$14,200
1337 Eastern Avenue	Los Angeles	CA	90063	Owners	Low	\$10,000
230 Blackshear Avenue	Los Angeles	CA	90022	Owners	Low	\$11,010
15731 Tetley Street 6F	Hacienda Heights	CA	91745	Owners	Extremely Low	\$8,865
1462 Batson Avenue	Rowland Heights	CA	91748	Owners	Extremely Low	\$13,050
909 Cabana Avenue	La Puente	CA	91744	Owners	Low	\$12,750
14602 Homeward Street	La Puente	CA	91744	Owners	Extremely Low	\$15,000
1111 S HillView Avenue	Los Angeles	CA	90022	Owners	Extremely Low	\$12,110
936 Broadmoor Avenue	La Puente	CA	91744	Owners	Extremely Low	\$13,950
552 Eastmont Avenue	Los Angeles	CA	90022	Owners	Moderate	\$15,000
1441 Paso Real Ave #131	Rowland Heights	CA	91748	Owners	Low	\$15,000
1210 Old Canyon Drive	Hacienda Heights	CA	91745	Owners	Low	\$14,196
18711 Honore Street	Rowland Heights	CA	91748	Owners	Extremely Low	\$12,980
16715 E Devanah Street	Covina	CA	91722	Owners	Extremely Low	\$13,250
603 Ruthcrest Avenue	La Puente	CA	91744	Owners	Low	\$12,050
17350 E Temple Avenue SP292	La Puente	CA	91744	Owners	Low	\$14,894
17350 E Temple Avenue SP413	La Puente	CA	91744	Owners	Low	\$15,000
6622 Hereford Drive	Los Angeles	CA	90022	Owners	Extremely Low	\$14,550
17350 E Temple Avenue SP135	La Puente	CA	91744	Owners	Extremely Low	\$10,920
17350 E Temple Avenue SP 224	La Puente	CA	91744	Owners	Extremely Low	\$14,000
17350 E Temple Avenue SP# 61	La Puente	CA	91744	Owners	Moderate	\$14,660
17448 Tadmore Street	La Puente	CA	91744	Owners	Extremely Low	\$13,800
13933 Rath Street	La Puente	CA	91746	Owners	Low	\$11,500
1627 Olympus Avenue	Hacienda Heights	CA	91745	Owners	Low	\$13,800
1335 N Watland Avenue	Los Angeles	CA	90063	Owners	Low	\$16,200

Total Number of Housing Units Assisted : 34

Housing Data:

<u>Category</u>	<u>Homeowners</u>	<u>Renters</u>
3) Total units occupied by elderly (62 years or older):	34	0

Lead Paint Detail:

Number of housing units constructed before 1978	0
Exempt: Housing construction 1978 or later	7
Exempt: No paint disturbed	9
Otherwise exempt	18

Lead Hazard Remediation Actions:

Lead Safe Work Practices (Hard costs <= \$5,000)	0
Interim Controls or Standard Practices (Hard costs \$5,000 - \$25,000)	0
Abatement (Hard costs > \$25,000)	0

Grants/Loans:

2023-2024 CAPER CDBG Activity Listing

(Activities Included in Analysis)

<u>Quarter</u>	<u>Grants</u>	<u>Loans</u>
1	12	0
2	11	0
3	7	0
4	4	0
Total	34	0

Quarter: 1 **Accomplishment Quantity:** 12 **Female-Headed Households:** 8

Accomplishment Narrative:

During this period, the Senior Grant Program (SGP) is reporting 12 units completed. In addition, 10 units are under-construction, and 7 units are in the bid development process.

Quarter: 2 **Accomplishment Quantity:** 11 **Female-Headed Households:** 7

Accomplishment Narrative:

During this period, the Senior Grant Program (SGP) is reporting 11 units completed. In addition, 5 units are under-construction, and 3 units are in the bid development process.

Quarter: 3 **Accomplishment Quantity:** 7 **Female-Headed Households:** 4

Accomplishment Narrative:

During this period, the Senior Grant Program (SGP) is reporting 7 units completed. In addition, 4 units are under-construction, and 2 units are in the bid development process.

Quarter: 4 **Accomplishment Quantity:** 4 **Female-Headed Households:** 1

Accomplishment Narrative:

During this period, the SGP is reporting 4 units completed. There are 7 additional units in the pre-development stage.

2023-2024 CAPER CDBG Activity Listing

(Activities Included in Analysis)

Identification

Project No.: 602605-24 **Jurisdiction:** 1st District
Project Title: Senior Grant Program - 1st District
IDIS Number:
Operating Agency: Housing Investment and Finance Division
Subrecipient Type: Division of LACDA
Contract Period: 7/1/2024 to 6/30/2025
Activity Code: 14A Rehabilitation: Single-Unit Residential
National Objective: LMH Low/Mod Housing
Objective: Decent Housing **Outcome:** Affordability

Project Summary

This program provides funding for rehabilitation assistance of a grant of up to \$25,000 to low-and moderate-income (80% AMI and below) senior homeowners (62 years or older) located in the unincorporated areas of the First District. The grant program will focus on home modifications that increase seniors' mobility and improve the structural integrity of the homes.

Accomplishments and Net Expenditures

Priority Need: Housing
Performance Indicator: Housing Units
Quantitative Accomplishments: Goal: 27 This Year: 0 Cumulative: 0 Ratio: 0.0%
Net Expenditures: Budgeted: \$1,100,000.00 This Year: \$63,111.36 Cumulative: \$63,111.36 Ratio: 5.7%

Annual Narrative:

2023-2024 CAPER CDBG Activity Listing

(Activities Included in Analysis)

Identification

Project No.: 602360-20 **Jurisdiction:** 1st District
Project Title: ELA Caltrans Lots Security Improvements
IDIS Number: 11770
Operating Agency: Housing Operations
Subrecipient Type: Division of LACDA
Contract Period: 5/20/2021 to 6/30/2023 **Quarter Completed:** 2
Activity Code: 03G Parking Facilities
National Objective: LMA Low/Mod Area
Objective: Creating Economic Opportunity **Outcome:** Sustainability

Project Summary

This new project provides security improvements for Caltrans lots located at 4495 & 4496 E. Cesar E. Chavez Ave. in the East Los Angeles area. Improvements include items such as permanent, automated vehicular access gates, fencing improvements and surveillance cameras. The parking lot is for the local residents to support the businesses which provide goods and services to the low- and moderate- income area.

Accomplishments and Net Expenditures

Priority Need: CD - Economic Development
Performance Indicator: Public Facilities
Quantitative Accomplishments: Goal: 1 This Year: 0 Cumulative: 0 Ratio: 0.0%
Net Expenditures: Budgeted: \$250,000.00 This Year: \$0.00 Cumulative: \$0.00 Ratio: 0.0%

Annual Narrative:

As of the second quarter, there is no report as this project is no longer with Housing Operations Division.

Quarter: 2 **Accomplishment Quantity:** 0

Accomplishment Narrative:

As of the second quarter, there is no report as this project is no longer with Housing Operations Division.

2023-2024 CAPER CDBG Activity Listing

(Activities Included in Analysis)

Identification

Project No.: 602026-23 **Jurisdiction:** 1st District
Project Title: East Los Angeles Parking Lot Lease Payments
IDIS Number: 12335
Operating Agency: Department of Economic Opportunity
Subrecipient Type: L.A. County Dept.
Contract Period: 7/1/2023 to 6/30/2024 **Quarter Completed:** 1
Activity Code: 05Z Public Services (General)
National Objective: LMA Low/Mod Area
Objective: Suitable Living Environment **Outcome:** Sustainability

Project Summary

This continuing project provides for the lease payments for two (2) parking lots in the East Los Angeles area located at 4495 & 4496 E. Cesar Chavez Ave., Los Angeles CA 90022. This project provides parking for the local residents to support the businesses which provide goods and services to the low- and moderate- income area.

Accomplishments and Net Expenditures

Priority Need: CD - Public Services
Performance Indicator: People (General)
Quantitative Accomplishments: Goal: 915 This Year: 915 Cumulative: 915 Ratio: 100.0%
Net Expenditures: Budgeted: \$140,000.00 This Year: \$92,865.00 Cumulative: \$92,865.00 Ratio: 66.3%

Annual Narrative:

No issues with respect to maintenance/landscaping has come up.

Quarter: 1 **Accomplishment Quantity:** 0

Accomplishment Narrative:

During this period, a security improvement allocation was approved by the Board of Supervisors. This allocation was granted to ISD. Subsequent to the approval, there have been several meetings to discuss the best way to address the issues with the allotted allocation in mind.

Quarter: 2 **Accomplishment Quantity:** 915

Accomplishment Narrative:

As previously reported, security improvement allocation was granted to ISD. No issues with respect to maintenance/landscaping has come up.

Quarter: 3 **Accomplishment Quantity:** 0

Accomplishment Narrative:

Major clean up took place during this quarter. The security improvements provided by the LACDA are to commence within next 60 days.

Quarter: 4 **Accomplishment Quantity:** 0

Accomplishment Narrative:

Maintenance: Issues arose regarding RV overnight parking and debris. Properties were cleared with no other issues.

2023-2024 CAPER CDBG Activity Listing

(Activities Included in Analysis)

Identification

Project No.: 602026-24 **Jurisdiction:** 1st District
Project Title: East Los Angeles Parking Lot Lease Payments
IDIS Number:
Operating Agency: Department of Economic Opportunity
Subrecipient Type: L.A. County Dept.
Contract Period: 7/1/2024 to 6/30/2025
Activity Code: 05Z Public Services (General)
National Objective: LMA Low/Mod Area
Objective: Suitable Living Environment **Outcome:** Sustainability

Project Summary

This continuing project provides for the lease payments for two (2) parking lots in the East Los Angeles area located at 4495 & 4496 E. Cesar Chavez Ave., Los Angeles CA 90022. This project provides parking for the local residents to support the businesses which provide goods and services to the low- and moderate- income area.

Accomplishments and Net Expenditures

Priority Need: CD - Public Services
Performance Indicator: People (General)
Quantitative Accomplishments: Goal: 915 This Year: 0 Cumulative: 0 Ratio: 0.0%
Net Expenditures: Budgeted: \$144,200.00 This Year: \$2,937.00 Cumulative: \$2,937.00 Ratio: 2.0%

Annual Narrative:

2023-2024 CAPER CDBG Activity Listing

(Activities Included in Analysis)

Identification

Project No.: 602703-24 **Jurisdiction:** 1st District
Project Title: Economic & Small Business Initiatives TA to Businesses in East Los Angeles & City Terrace
IDIS Number: 12586
Operating Agency: Department of Economic Opportunity
Subrecipient Type: L.A. County Dept.
Contract Period: 7/1/2024 to 6/30/2025
Activity Code: 18B ED Direct: Technical Assistance
National Objective: LMA Low/Mod Area
Objective: Creating Economic Opportunity **Outcome:** Sustainability

Project Summary

This new program will augment and provide in-depth technical assistance to East Los Angeles and City Terrace businesses. This new program enables Los Angeles County Department of Economic Opportunity Office of Small Business (DEO) counselors (and fund consultants) to provide technical assistance to businesses that offer goods and services to the predominantly low-and m

Accomplishments and Net Expenditures

Priority Need: CD - Economic Development
Performance Indicator: Businesses
Quantitative Accomplishments: Goal: 12 This Year: 0 Cumulative: 0 Ratio: 0.0%
Net Expenditures: Budgeted: \$125,000.00 This Year: \$0.00 Cumulative: \$0.00 Ratio: 0.0%

Annual Narrative:

2023-2024 CAPER CDBG Activity Listing

(Activities Included in Analysis)

Identification

Project No.: 602702-24 **Jurisdiction:** 1st District
Project Title: ELA Entrepreneur Center - Technical Assistance to Businesses
IDIS Number: 12585
Operating Agency: Department of Economic Opportunity
Subrecipient Type: L.A. County Dept.
Contract Period: 7/1/2024 to 6/30/2025
Activity Code: 18B ED Direct: Technical Assistance
National Objective: LMA Low/Mod Area
Objective: Creating Economic Opportunity **Outcome:** Sustainability

Project Summary

This new project will provide in-depth technical assistance services to businesses in the First District, located at 4716 E. Cesar E. Chavez Ave, Los Angeles, CA. This project enables Los Angeles County Department of Economic Opportunity Office of Small Business (DEO) counselors (and fund consultants) to provide technical assistance to businesses that offer goods and s

Accomplishments and Net Expenditures

Priority Need: CD - Economic Development
Performance Indicator: Businesses
Quantitative Accomplishments: Goal: 10 This Year: 0 Cumulative: 0 Ratio: 0.0%
Net Expenditures: Budgeted: \$100,000.00 This Year: \$0.00 Cumulative: \$0.00 Ratio: 0.0%

Annual Narrative:

2023-2024 CAPER CDBG Activity Listing

(Activities Included in Analysis)

Identification

Project No.: 601774-22 **Jurisdiction:** 1st District
Project Title: First District-Wide Commercial Business Revitalization
IDIS Number: 12242
Operating Agency: Department of Economic Opportunity
Subrecipient Type: L.A. County Dept.
Contract Period: 7/1/2022 to 6/30/2025
Activity Code: 14E Rehabilitation: Publicly or Privately-Owned Commercial/Industrial
National Objective: LMA Low/Mod Area
Objective: Creating Economic Opportunity **Outcome:** Sustainability

Project Summary

This continuing program provides grants up to \$300,000 to property owners for design and construction of improvements to the exterior of commercial buildings. This activity also allows for interior work to correct code violations and other safety issues.

Accomplishments and Net Expenditures

Priority Need: CD - Economic Development
Performance Indicator: Businesses
Quantitative Accomplishments: Goal: 6 This Year: 2 Cumulative: 3 Ratio: 50.0%
Net Expenditures: Budgeted: \$1,700,000.00 This Year: \$622,623.00 Cumulative: \$720,423.00 Ratio: 42.4%

Annual Narrative:

For this past fiscal year, construction was completed on one (1) project. Teresitas Restaurant has been determined to be completed. In addition, five (5) new projects have been identified and are expected to be completed within the next fiscal year. Frank's Gift Shop, Velia's Hair Salon, Help-U-Save Insurance are in design and Dental Jalisco and LA Moda Clothing are in feasibility.

Businesses Assisted:

<u>Business Name</u>	<u>Duns Number</u>	<u>Type of Business</u>
Frank's Gift Shop	DZSDU2HPUVQ3	Existing Expanded
Help-U-Save Insurance	DZSDU2HPUVQ3	Existing Expanded
Teresita's Restaurant	P134GJ1JY6K3	Existing Expanded
Velia's Hair Salon	DZSDU2HPUVQ3	Existing Expanded
Franks Gift Shop	DZSDU2HPUVQ3	Existing Expanded
Help U Save Insurance	DZSDU2HPUVQ3	Existing Expanded
Teresita's Restaurant	P134GJ1JY6K3	Existing Expanded
Velia's Hair Salon	DZSDU2HPUVQ3	Existing Expanded
Franks Gift Shop	DZSDU2HPUVQ3	Existing Expanded
Help U Save Insurance	DZSDU2HPUVQ3	Existing Expanded
Teresita's Restaurant	P134GJ1JY6K3	Existing Expanded
Velia's Hair Salon	DZSDU2HPUVQ3	Existing Expanded

Grants/Loans:

<u>Quarter</u>	<u>Grants</u>	<u>Loans</u>
1	1	0
Total	1	0

Quarter: 1 **Accomplishment Quantity:** 1

2023-2024 CAPER CDBG Activity Listing

(Activities Included in Analysis)

Accomplishment Narrative:

1 project completed construction:

- Menos Barbershop- 3934 City Terrace Dr. located in the City Terrace area

1 project is in construction:

- Teresita's - 3820-22 E. 1st St. located in the East Los Angeles area

3 projects are in design/plan check:

- Frank's Gift Shop- 3701-05 E. 1st St. located in the East Los Angeles area
- Velia's Hair Salon- 3707-09 E. 1st St. located in the East Los Angeles area
- Help-U-Save Insurance- 3711-15 E. 1st St. located in the East Los Angeles area

2 new projects identified through DEO staff marketing efforts and submitting to DEO management for further approval:

- Dental Jalisco- 3600 E. 1st St. located in the East Los Angeles area
- LA Moda Clothing- 3606-10 E. 1st St. located in the East Los Angeles area

Quarter: 2 **Accomplishment Quantity:** 0

Accomplishment Narrative:

1 project is in construction:

- Teresita's - 3820-22 E. 1st St. located in the East Los Angeles area

3 projects are in design/plan check:

- Frank's Gift Shop- 3701-05 E. 1st St. located in the East Los Angeles area
- Velia's Hair Salon- 3707-09 E. 1st St. located in the East Los Angeles area
- Help-U-Save Insurance- 3711-15 E. 1st St. located in the East Los Angeles area

2 additional projects were identified through DEO staff marketing efforts. Program staff were informed projects are pending based on availability of funding from discretion of future district office funds:

- Dental Jalisco- 3600 E. 1st St. located in the East Los Angeles area
- LA Moda Clothing- 3606-10 E. 1st St. located in the East Los Angeles area

Quarter: 3 **Accomplishment Quantity:** 1

Accomplishment Narrative:

1 project has been completed:

- Teresita's - 3820-22 E. 1st St. located in the East Los Angeles area.

3 projects are in procurement phase and construction is anticipated to begin next quarter:

- Frank's Gift Shop- 3701-05 E. 1st St. located in the East Los Angeles area.
- Velia's Hair Salon- 3707-09 E. 1st St. located in the East Los Angeles area.
- Help-U-Save Insurance- 3711-15 E. 1st St. located in the East Los Angeles area.

2 additional projects were identified through DEO staff marketing efforts. Program staff were informed projects are pending based on availability of funding from discretion of future district office funds:

- Dental Jalisco- 3600 E. 1st St. located in the East Los Angeles area.
- LA Moda Clothing- 3606-10 E. 1st St. located in the East Los Angeles area.

Quarter: 4 **Accomplishment Quantity:** 0

Accomplishment Narrative:

1 project has been completed:

- Teresita's - 3820-22 E. 1st St. located in the East Los Angeles area.

3 projects are in procurement phase and construction is anticipated to begin next quarter:

- Frank's Gift Shop- 3701-05 E. 1st St. located in the East Los Angeles area.
- Velia's Hair Salon- 3707-09 E. 1st St. located in the East Los Angeles area.
- Help-U-Save Insurance- 3711-15 E. 1st St. located in the East Los Angeles area.

2 additional projects were identified through DEO staff marketing efforts and are in feasibility.

- Dental Jalisco- 3600 E. 1st St. located in the East Los Angeles area.
- LA Moda Clothing- 3606-10 E. 1st St. located in the East Los Angeles area.

2023-2024 CAPER CDBG Activity Listing
(Activities Included in Analysis)

2023-2024 CAPER CDBG Activity Listing

(Activities Included in Analysis)

Identification

Project No.: 601469-23 **Jurisdiction:** 1st District
Project Title: Maravilla/Disposition
IDIS Number: 12319
Operating Agency: Department of Economic Opportunity
Subrecipient Type: L.A. County Dept.
Contract Period: 7/1/2023 to 6/30/2024 **Quarter Completed:** 4
Activity Code: 02 Disposition
National Objective: LMA Low/Mod Area
Objective: Creating Economic Opportunity **Outcome:** Sustainability

Project Summary

The continuing activity provides funding for the cost of disposing County-owned properties located in Maravilla as well as the temporary property management of properties being held until they can be disposed of for affordable housing or other neighborhood serving uses. Property management tasks include permanent fencing, weed abatement, debris removal, clean-up and other related activities on an as-need basis.

Accomplishments and Net Expenditures

Priority Need: CD - Economic Development
Performance Indicator: People (General)
Quantitative Accomplishments: Goal: 4,155 This Year: 4,155 Cumulative: 4,155 Ratio: 100.0%
Net Expenditures: Budgeted: \$40,000.00 This Year: \$40,000.00 Cumulative: \$40,000.00 Ratio: 100.0%

Annual Narrative:

No major issues during this fiscal year. Landscaping and cleanup will continue for next fiscal year.

Quarter: 1 **Accomplishment Quantity:** 0

Accomplishment Narrative:

During this period, properties were clear of all debris. No issues arose during this time period.

Quarter: 2 **Accomplishment Quantity:** 0

Accomplishment Narrative:

During this period, properties were clear of all debris. No issues arose during this time period.

Quarter: 3 **Accomplishment Quantity:** 0

Accomplishment Narrative:

This quarter there was ongoing maintenance of the property. Will request repair of the fencing of the property.

Quarter: 4 **Accomplishment Quantity:** 4,155

Accomplishment Narrative:

This quarter, issue with one of the properties (Floral). In talks with County Counsel to address. No issues with respect to maintenance this quarter.

2023-2024 CAPER CDBG Activity Listing

(Activities Included in Analysis)

Identification

Project No.: 601469-24 **Jurisdiction:** 1st District
Project Title: Maravilla/Disposition
IDIS Number:
Operating Agency: Department of Economic Opportunity
Subrecipient Type: L.A. County Dept.
Contract Period: 7/1/2024 to 6/30/2025
Activity Code: 02 Disposition
National Objective: LMA Low/Mod Area
Objective: Creating Economic Opportunity **Outcome:** Sustainability

Project Summary

The continuing activity funds the cost of disposing County-owned properties in Maravilla as well as the management of properties held until they can be disposed of for affordable housing or other neighborhood serving uses. Property management tasks include permanent fencing, weed abatement, debris removal, clean-up and other related activities on an as-need basis.

Accomplishments and Net Expenditures

Priority Need: CD - Economic Development
Performance Indicator: People (General)
Quantitative Accomplishments: Goal: 4,155 This Year: 0 Cumulative: 0 Ratio: 0.0%
Net Expenditures: Budgeted: \$55,000.00 This Year: \$0.00 Cumulative: \$0.00 Ratio: 0.0%

Annual Narrative:

2023-2024 CAPER CDBG Activity Listing

(Activities Included in Analysis)

Identification

Project No.: 602567-23 **Jurisdiction:** 1st District
Project Title: DPR - Senior Program (Belvedere Park)
IDIS Number: 12345
Operating Agency: Department of Parks and Recreation
Subrecipient Type: L.A. County Dept.
Contract Period: 7/1/2023 to 6/30/2024 **Quarter Completed:** 4
Activity Code: 05A Senior Services
National Objective: LMC Low/Mod Limited Clientele
Objective: Suitable Living Environment **Outcome:** Availability/Accessibility

Project Summary

This program provides activities for senior at the Belvedere Park - 4914 E. Cesar E Chavez Ave., Los Angeles, CA 90022. Activities provided promote physical an mention wellbeing, socialization for seniors to help recover from impacts of COVID-19 to support mental well-being.

Accomplishments and Net Expenditures

Priority Need: CD - Senior Programs
Performance Indicator: People (General)
Quantitative Accomplishments: Goal: 15 This Year: 14 Cumulative: 14 Ratio: 93.3%
Net Expenditures: Budgeted: \$23,898.00 This Year: \$19,000.00 Cumulative: \$19,000.00 Ratio: 79.5%

Annual Narrative:

Belvedere PRK Park diligently provided excellent services to customers in their program during this annual period.

Direct Benefit (Race/Ethnicity):

<u>Race/Ethnicity</u>	<u>Numbers Assisted</u>
American Indian/Alaskan Native & Black/African American - Hispanic	1
Other Race - Hispanic	2
White - Hispanic	11
Total	14

Direct Benefit (Income):

<u>Income Level</u>	<u>Numbers Assisted</u>
Moderate	14
Total	14

Quarter: 1 **Accomplishment Quantity:** 0

Accomplishment Narrative:

Belvedere Park Senior Program enrolled 14 new CDBG clients and had no duplicated client contacts during this quarter since September was the first quarter of enrollment. Aside from weekly scheduled exercise, arts & crafts and Lotería, Belvedere CDBG Seniors started celebrating Latino Heritage Month with food, music and decoration starting September 16, 2023 L.A. County Mental Health lead a discussing on dealing with grief and loss on September 27th and CBO Visión and Compromiso facilitated three therapeutic exercise sessions in September.

Quarter: 2 **Accomplishment Quantity:** 14

2023-2024 CAPER CDBG Activity Listing

(Activities Included in Analysis)

Accomplishment Narrative:

Due to charter limit: Please see full quarterly narrative on attached quarterly report.

The 14 new clients served in the 1st quarter was reflected in the 2nd quarter due to timing of reporting to the Public Service Module.

Belvedere Park Senior Program had 14 new senior program members and had 660

duplicate hours of contact. Aside from weekly scheduled exercise, arts & crafts and Lotería,

Belvedere CDBG Seniors celebrated Halloween with AltaMed PACE with decorations, treats and costumes October 31, 2023, enjoyed a Thanksgiving

potluck on November 17, 2023, and danced for Christmas with Mariachis on December 22, 2023, L.A.

County Mental Health lead a discussions Thanksgiving

potluck on November 17, 2023, and danced for Christmas with Mariachis on December 22, 2023...

Quarter: 3 **Accomplishment Quantity:** 0

Accomplishment Narrative:

Belvedere Park Senior Program enrolled no new members during quarter 3, our current 14 Seniors (of our 15 Exhibit A goal) had 644 duplicate hours of contact. Aside from weekly scheduled exercise, arts & crafts and Loteria, Belvedere CDBG Seniors celebrated Three Kings' Day on 01/05/24 with a traditional rosca de reyes pastry, on 01/19/24 Alignment Health lead a low impact exercise class. Seniors crafted a dragon for Lunar New Year on 02/12/24, and shared food, music, sweets on Valentines Day. Each Wednesday, LA County Mental Health lead discussions about topics such as bullying, social isolation, medication taking, and how to avoid becoming a scam victim. Thursdays in each Quarter, a CBO Vision and Compromiso, facilitated therapeutic exercise sessions. Garfield Medical Center provided blood pressure and cholesterol checks on January 23rd, February 20th, and March 19th. On February 16th, Complete Care Community Health Center provided Cancer Prevention Education with a PowerPoint presented by one of their Physicians for National Cancer Prevention Month. In March, CDBG Seniors added their thematic idea for a permanent mural in their Senior Room in honor of Cesar Chavez Day of Service. On March 15th, 7 Angeles Medicare Program provided door prizes and some education while Seniors celebrated St. Patrick's Day with a potluck, music, and a photo op.

Accomplishments: None

Quarter: 4 **Accomplishment Quantity:** 0

Accomplishment Narrative:

Belvedere Park Senior Program enrolled no new CDBG participants during quarter 4. Our current 14 Seniors (of 15 Exhibit A goal) had 497.5 duplicate hours of contact. Aside from weekly scheduled exercise, arts & crafts and Loteria, Belvedere CDBG Seniors attended a First District sponsored resource fair on April 9th, celebrated Earth Day on April 22nd with seed bombs, enjoyed a performance by Folklorico Alegria and a potluck on Chino de Mayo, partook of birria and danced to live mariachi on Mexican Mother's Day on May 10th, and had custom-prepared pasta dishes for Father's Day on June 14th. Vision y Compromiso, a Angeles County Mental Health held weekly talks addressing stress management, life-changes, health wellness, and fulfillment, and depression and anxiety. A healthcare providing CBO, Amistad Medical, provided exercise and art combined classes once each month. Another local health-care provider, Garfield Medical Center provided monthly blood pressure, cholesterol, and neurological function tests. The AltaMed PACE program provided their branded CBO swag as bi-monthly Loteria prizes for Belvedere Park Seniors.

2023-2024 CAPER CDBG Activity Listing

(Activities Included in Analysis)

Identification

Project No.: 602571-23 **Jurisdiction:** 1st District
Project Title: DPR - Senior Program (Carolyn Rosas Park)
IDIS Number: 12349
Operating Agency: Department of Parks and Recreation
Subrecipient Type: L.A. County Dept.
Contract Period: 7/1/2023 to 6/30/2024 **Quarter Completed:** 4
Activity Code: 05A Senior Services
National Objective: LMC Low/Mod Limited Clientele
Objective: Suitable Living Environment **Outcome:** Availability/Accessibility

Project Summary

This program provides activities for senior at the Carolyn Rosas Park - 18500 Farjardo St., Rowland Heights. Activities provided promote physical and mental wellbeing, socialization for seniors to help recover from impacts of COVID-19 to support mental well-being.

Accomplishments and Net Expenditures

Priority Need: CD - Senior Programs
Performance Indicator: People (General)
Quantitative Accomplishments: Goal: 25 This Year: 25 Cumulative: 25 Ratio: 100.0%
Net Expenditures: Budgeted: \$23,898.00 This Year: \$18,298.00 Cumulative: \$18,298.00 Ratio: 76.6%

Annual Narrative:

The Department of Parks and Recreation provided a Variety of Activities for Seniors through the CDBG program. Seniors enjoy Tai Chi for Mental Relaxation also Dance Classes and Zumba to keep Physically fit, and Quarterly Special Events.

Direct Benefit (Race/Ethnicity):

<u>Race/Ethnicity</u>	<u>Numbers Assisted</u>
Asian - Non-Hispanic	21
Asian and White - Non-Hispanic	1
Other Race - Hispanic	1
Other Race - Non-Hispanic	2
Total	25

Direct Benefit (Income):

<u>Income Level</u>	<u>Numbers Assisted</u>
Moderate	25
Total	25

Quarter: 1 **Accomplishment Quantity:** 20

Accomplishment Narrative:

The Department of Parks and Recreation provided a variety of activities for seniors through the CDBG program. Seniors enjoyed Tai Chi for mental relaxation and also Dances Classes and Zumba to keep physically fit.

Quarter: 2 **Accomplishment Quantity:** 3

Accomplishment Narrative:

The Department of Parks and Recreation provided a variety activity for Seniors throughout the CDBG program. Seniors

2023-2024 CAPER CDBG Activity Listing

(Activities Included in Analysis)

enjoyed Tai Chi for Mental Relaxation also Dance Classes and Zumba to keep physically fit. On November 29th had senior fall luncheon with food, raffles, arts & crafts. On December 8th we had a Senior Winter Formal with food, live band, raffles and games.

Quarter: 3 **Accomplishment Quantity:** 0

Accomplishment Narrative:

During this 3rd quarter reporting, The Department of Parks and Recreation provided a variety of CDBG program activities for Seniors in Carolyn Rosa Park. Senior enjoyed Tai Chi for mental relaxation. They also had dance classes and Zumba to keep them fit and the enjoyed the programs.

Accomplishments: No special accomplishment during this reporting quarter.

Quarter: 4 **Accomplishment Quantity:** 2

Accomplishment Narrative:

The Department of Parks and Recreation provided a Variety of Activities for Seniors through the CDBG program. Seniors enjoy Tai Chi for Mental Relaxation also Dance Classes and Zumba to keep Physically fit.

2023-2024 CAPER CDBG Activity Listing

(Activities Included in Analysis)

Identification

Project No.: 602573-23 **Jurisdiction:** 1st District
Project Title: DPR - Senior Program (Hacienda Heights Community Center)
IDIS Number: 12351
Operating Agency: Department of Parks and Recreation
Subrecipient Type: L.A. County Dept.
Contract Period: 7/1/2023 to 6/30/2024 **Quarter Completed:** 4
Activity Code: 05A Senior Services
National Objective: LMC Low/Mod Limited Clientele
Objective: Suitable Living Environment **Outcome:** Availability/Accessibility

Project Summary

This program provides activities for senior at the Hacienda Heights Community Center - 1545 S Stimson Ave., Hacienda Heights, CA 91745. Activities provided promote physical an mention wellbeing, socialization for seniors to help recover from impacts of COVID-19 to support mental well-being.

Accomplishments and Net Expenditures

Priority Need: CD - Senior Programs
Performance Indicator: People (General)
Quantitative Accomplishments: Goal: 25 This Year: 21 Cumulative: 21 Ratio: 84.0%
Net Expenditures: Budgeted: \$23,898.00 This Year: \$23,784.00 Cumulative: \$23,784.00 Ratio: 99.5%

Annual Narrative:

This fiscal year we offered various senior programs for seniors to stayed active and be able to have their own safe place to socialized with other.

Direct Benefit (Race/Ethnicity):

<u>Race/Ethnicity</u>	<u>Numbers Assisted</u>
Asian - Non-Hispanic	19
White - Hispanic	2
Total	21

Direct Benefit (Income):

<u>Income Level</u>	<u>Numbers Assisted</u>
Moderate	21
Total	21

Quarter: 1 **Accomplishment Quantity:** 0

Accomplishment Narrative:

Hacienda Heights Community Center was able to offer classes to senior citizens which included arts and crafts, ping pong, and BINGO. These classes allowed participants to socialize, exercise, make new friends, and improve their game skills. 13 registered participants did not qualify according to the census tract.

Quarter: 2 **Accomplishment Quantity:** 16

Accomplishment Narrative:

This quarter we continue to offer Art Class, Ping Pong, BINGO, Walking Club and Zumba

2023-2024 CAPER CDBG Activity Listing

(Activities Included in Analysis)

for our senior programs at the HHCC.

Ping Pong Table tennis continues to be a very popular program with our seniors. We are also happy to say implemented our Senior Zumba to exercise, make new friends and better their Health.

Quarter: 3 **Accomplishment Quantity:** 4

Accomplishment Narrative:

This quarter we continue to offer Art Class, Ping Pong, BINGO, Walking Club and Zumba

for our senior programs at the HHCC.

Ping Pong Table tennis continues to be a very popular program with our seniors. We are also happy to say implemented our Senior Zumba to exercise, make new friends and better their Health.

Quarter: 4 **Accomplishment Quantity:** 1

Accomplishment Narrative:

The Hacienda Heights Community Center continues to offer several Senior programs such as Zumba, Ping Pong, Bingo etc. it keeps program participants active and with a place to socialized in the month of June, we had a very successful Senior dance and a Bingo night.

2023-2024 CAPER CDBG Activity Listing

(Activities Included in Analysis)

Identification

Project No.: 602572-23 **Jurisdiction:** 1st District
Project Title: DPR - Senior Program (Pathfinder Park)
IDIS Number: 12350
Operating Agency: Department of Parks and Recreation
Subrecipient Type: L.A. County Dept.
Contract Period: 7/1/2023 to 6/30/2024 **Quarter Completed:** 4
Activity Code: 05A Senior Services
National Objective: LMC Low/Mod Limited Clientele
Objective: Suitable Living Environment **Outcome:** Availability/Accessibility

Project Summary

This program provides activities for senior at the Pathfinder Park - 18150 Pathfinder Rd., Rowland Heights, CA 91748. Activities provided promote physical an mention wellbeing, socialization for seniors to help recover from impacts of COVID-19 to support mental well-being.

Accomplishments and Net Expenditures

Priority Need: CD - Senior Programs
Performance Indicator: People (General)
Quantitative Accomplishments: Goal: 15 This Year: 64 Cumulative: 64 Ratio: 426.7%
Net Expenditures: Budgeted: \$23,898.00 This Year: \$23,485.00 Cumulative: \$23,485.00 Ratio: 98.3%

Annual Narrative:

Pathfinder Community Regional Park offered various programs for seniors this fiscal year, which include Line dance, Chinese Brush Paintings, Mah Jong, Table tennis, Pickleball, Zumba Gold Fitness, social meeting, and quarterly special events which include Senior Resource Fair, Senior Fall Luncheon, Senior Winter Formal.

Direct Benefit (Race/Ethnicity):

<u>Race/Ethnicity</u>	<u>Numbers Assisted</u>
Asian - Hispanic	4
Asian - Non-Hispanic	52
Asian and White - Non-Hispanic	1
Black/African American - Non-Hispanic	1
Other Race - Non-Hispanic	2
White - Hispanic	2
White - Non-Hispanic	2
Total	64

Direct Benefit (Income):

<u>Income Level</u>	<u>Numbers Assisted</u>
Moderate	64
Total	64

Quarter: 1 **Accomplishment Quantity:** 33

Accomplishment Narrative:

We offered line dance classes, social meeting, card games, drawing, table tennis, pickle ball, and tennis activities on a weekly basis.

2023-2024 CAPER CDBG Activity Listing

(Activities Included in Analysis)

Quarter: 2 **Accomplishment Quantity:** 4

Accomplishment Narrative:

We offered line dance classes, social meeting, card games, drawing, table tennis, pickle ball, and tennis activities on a weekly basis. On November 29th we had a senior fall luncheon with food, raffles, arts & crafts. On December 8th we had a senior Winter Formal with food, live band, raffles, & fun games.

Quarter: 3 **Accomplishment Quantity:** 13

Accomplishment Narrative:

We offered line dance classes, social meeting, card games, drawing, table tennis, pickle ball, and Zumba gold fitness. Total number of clients served this 3rd quarter were 1,634.

Thirteen (13) new clients were served during the 3rd quarter.

Quarter: 4 **Accomplishment Quantity:** 14

Accomplishment Narrative:

We offered line dance classes, social meeting, card games, drawing, table tennis, pickleball, Zumba activities on a weekly basis. On May 23rd, 2024, we had a Senior Resource Fair with food, raffles, and 12 organizations hosted booths, and gave presentations, there were 150 attendees.

2023-2024 CAPER CDBG Activity Listing

(Activities Included in Analysis)

Identification

Project No.: 602568-23 **Jurisdiction:** 1st District
Project Title: DPR - Senior Program (Salazar Park)
IDIS Number: 12346
Operating Agency: Department of Parks and Recreation
Subrecipient Type: L.A. County Dept.
Contract Period: 7/1/2023 to 6/30/2024 **Quarter Completed:** 4
Activity Code: 05A Senior Services
National Objective: LMC Low/Mod Limited Clientele
Objective: Suitable Living Environment **Outcome:** Availability/Accessibility

Project Summary

This program provides nutrition and activities for senior at the Salazar Park - 3864 Whittier Blvd., Los Angeles, CA 90022. Activities provided promote physical and mental wellbeing, socialization for seniors to help recover from impacts of COVID-19 to support mental well-being.

Accomplishments and Net Expenditures

Priority Need: CD - Senior Programs
Performance Indicator: People (General)
Quantitative Accomplishments: Goal: 75 This Year: 49 Cumulative: 49 Ratio: 65.3%
Net Expenditures: Budgeted: \$66,815.00 This Year: \$64,428.00 Cumulative: \$64,428.00 Ratio: 96.4%

Annual Narrative:

Salazar Park diligently provided excellent services to customers in their program during this annual reporting.

Direct Benefit (Race/Ethnicity):

<u>Race/Ethnicity</u>	<u>Numbers Assisted</u>
Asian - Hispanic	10
Asian - Non-Hispanic	4
Other Race - Hispanic	22
Other Race - Non-Hispanic	1
White - Hispanic	12
Total	49

Direct Benefit (Income):

<u>Income Level</u>	<u>Numbers Assisted</u>
Moderate	49
Total	49

Quarter: 1 **Accomplishment Quantity:** 24

Accomplishment Narrative:

During our first quarter our Salazar Clients enjoyed of a Kickoff summer dance party and end of summer dance. In addition, they had a Mexican Independence Day party all in which they had the opportunity of receiving a free plate of food, enjoy live music and enter various raffles where they have the opportunity to win a basket filled with goodies. Our CDBG participants also received the opportunity to go see to the movies for the month of August. Every Wednesday our participants have the opportunity to partake in an arts and crafts class where they create different creative tasks. Lastly our participants received various presentation / classes focused on different topics such as mental Abuse Awareness, heart health, nutrition, computer literacy, and our recurring Zumba class. Only 24 applicants

2023-2024 CAPER CDBG Activity Listing

(Activities Included in Analysis)

Quarter: 2 **Accomplishment Quantity:** 18

Accomplishment Narrative:

Note: Due to character limit, the full narrative is on the quarterly report as attached.

Salazar Park has enrolled 18 new clients during this quarter and had 4,500 duplicated clients during this quarter. A side from our regular day to day activities like Zumba and our weekly Hot Meals provided by HSA. The department of mental health also provides our participants weekly group meeting in which they talk about different topics focused on mental health.

Quarter: 3 **Accomplishment Quantity:** 4

Accomplishment Narrative:

Salazar Park enrolled 4 new clients during this quarter and has 4,477 duplicated clients. We have regular day to day activities like Zumba. Weekly Hot Meal is provided by HSA. Mental Health Dept. also provides our participants weekly group meeting. They talk about different topics focused on mental health. They also receive the opportunity of a free hair trim throughout each month. For this 3-months participants were provided arts and crafts activity that allowed them to create beautiful home décor for the Valentines Day, St. Patrick's, and Spring. In January, participants were taken to the California science center where they explored and learned new things. And in February, clients visited Hollywood Park Lake, in which they had the opportunity to have a nice outdoor picnic as lunch was also provided. Valentines Day was also celebrated in which each client received and plate of food and drink. They had a live DJ and partook in various raffles full of goodies. Lastly, in March, we had a St. Patrick's dance in which clients played games, had goodies, and won some prizes for our participants. They had the opportunity to part take in a trip to the Los Angeles Arboretum where they experienced beautiful gardens and waterfalls. See program pictures. Accomplishments: N/A.

Quarter: 4 **Accomplishment Quantity:** 3

Accomplishment Narrative:

Throughout fiscal year continued to offer the reoccurring activities like daily Zumba class. However, we did implement new programs such as Biweekly Hair Trim, Bingo Contest, weekly arts and crafts class in which participants created beautiful art pieces. We also offered monthly cholesterol checks provided by Garfield Health center. In addition to these classes our participants received the opportunity to attend various field trips such as the Hollywood Bowl to see the Lion King Live, the Hollywood sign, the California science center, and many more to reference more details and places refer to monthly reports. In addition, we hosted monthly senior meetings where participants had the opportunity to express any changes that they want to see in our programming. Participants also enjoyed of reoccurring activities tike bingo, loteria and pool tournaments in which they had the opportunity to win some prizes. We also partnered with Cal Fresh to create a low impact class for the participants that cannot handle our daily Zumba class. In addition, our low impact class we also offered Yoga classes, pickleball class, and tennis class. Our participants also benefited from a daily weekly computer/ESL class in which they had the opportunity to learn to use computer, send email and create basic day to day information

2023-2024 CAPER CDBG Activity Listing

(Activities Included in Analysis)

Identification

Project No.: 602570-23 **Jurisdiction:** 1st District
Project Title: DPR - Senior Program (Sunshine Park)
IDIS Number: 12348
Operating Agency: Department of Parks and Recreation
Subrecipient Type: L.A. County Dept.
Contract Period: 7/1/2023 to 6/30/2024 **Quarter Completed:** 4
Activity Code: 05A Senior Services
National Objective: LMC Low/Mod Limited Clientele
Objective: Suitable Living Environment **Outcome:** Availability/Accessibility

Project Summary

This program provides activities for senior at the Sunshine Park - 515 S. Deepmead Ave., La Puente, CA 91744. Activities provided promote physical and mental wellbeing, socialization for seniors to help recover from impacts of COVID-19 to support mental well-being.

Accomplishments and Net Expenditures

Priority Need: CD - Senior Programs
Performance Indicator: People (General)
Quantitative Accomplishments: Goal: 20 This Year: 5 Cumulative: 5 Ratio: 25.0%
Net Expenditures: Budgeted: \$23,898.00 This Year: \$18,555.00 Cumulative: \$18,555.00 Ratio: 77.6%

Annual Narrative:

Sunshine Park diligently provided excellent services to customers in their program during this annual reporting period.

Direct Benefit (Race/Ethnicity):

<u>Race/Ethnicity</u>	<u>Numbers Assisted</u>
Other Race - Hispanic	5
Total	5

Direct Benefit (Income):

<u>Income Level</u>	<u>Numbers Assisted</u>
Moderate	5
Total	5

Quarter: 1 **Accomplishment Quantity:** 0

Accomplishment Narrative:

Due to late submission the clients that we had during the 1st quarter were not reflected in the PSS system, therefore, it will be reflected in the 2nd quarter.

Quarter: 2 **Accomplishment Quantity:** 5

Accomplishment Narrative:

During this period, we had social coffee, arts and crafts, bingo and Loteria, and walking exercises. We had Halloween/Dia De Los Muertos cookie decorating and Thanksgiving potluck meals were provided. Funding was utilized for staffing for this program. We will be purchasing supplies for the program.

Quarter: 3 **Accomplishment Quantity:** 0

Accomplishment Narrative:

2023-2024 CAPER CDBG Activity Listing

(Activities Included in Analysis)

During this 3rd quarter reporting period, Sunshine Park participants celebrated Valentine's Day, St Patrick's Day and applicable Birthdays. In addition, activities, including arts and craft, cookies decorating, bingo, games and exercise components. See attached pictures.

Accomplishments:

There weren't any this quarter.

Quarter: 4 **Accomplishment Quantity:** 0

Accomplishment Narrative:

During this period, Sunshine Park Seniors celebrated special days like, Spring activities, Mothe's Day, Smoothie Day. National Sewing Day, Valentine's Day, exercise days, arts and crafts, games, Bingo, Loteria, social hour. and a field trip. Supplies were purchased for the program as well.

2023-2024 CAPER CDBG Activity Listing

(Activities Included in Analysis)

Identification

Project No.: 602569-23 **Jurisdiction:** 1st District
Project Title: DPR - Senior Program (Valleydale Park)
IDIS Number: 12347
Operating Agency: Department of Parks and Recreation
Subrecipient Type: L.A. County Dept.
Contract Period: 7/1/2023 to 6/30/2024 **Quarter Completed:** 4
Activity Code: 05A Senior Services
National Objective: LMC Low/Mod Limited Clientele
Objective: Suitable Living Environment **Outcome:** Availability/Accessibility

Project Summary

This program provides activities for senior at the Valleydale Park - 5525 N. Lark Ellen Ave., Azusa, CA 91702. Activities provided promote physical and mental wellbeing, socialization for seniors to help recover from impacts of COVID-19 to support mental well-being.

Accomplishments and Net Expenditures

Priority Need: CD - Senior Programs
Performance Indicator: People (General)
Quantitative Accomplishments: Goal: 15 This Year: 16 Cumulative: 16 Ratio: 106.7%
Net Expenditures: Budgeted: \$23,898.00 This Year: \$23,707.00 Cumulative: \$23,707.00 Ratio: 99.2%

Annual Narrative:

Valleydale Park was able to provide multiple recreation activities for seniors under this program. We offered Senior Social Coffee, Arts and Crafts activities, Cards and Games activities, ESL classes, Exercise Classes and Walking Club. We partnered with the department of Mental Health to offer the seniors health information seminars once a month. We celebrated holiday and cultural events with delicious potluck food and fun game activities.

Direct Benefit (Race/Ethnicity):

<u>Race/Ethnicity</u>	<u>Numbers Assisted</u>
Other Race - Hispanic	13
White - Hispanic	3
Total	16

Direct Benefit (Income):

<u>Income Level</u>	<u>Numbers Assisted</u>
Moderate	16
Total	16

Quarter: 1 **Accomplishment Quantity:** 0

Accomplishment Narrative:

We offered a variety of activities for our seniors through this program. Seniors participated in coffee social, arts and crafts, fun and games, exercise and walking activities. We will be utilizing funding to procure snacks, arts and crafts, card and board games for this program. Funding will also be utilized towards personnel cost of the program. There are no clients to report for this quarter, however we will have clients to report for the 2nd quarter of this program.

Quarter: 2 **Accomplishment Quantity:** 0

Accomplishment Narrative:

2023-2024 CAPER CDBG Activity Listing

(Activities Included in Analysis)

We offered a variety of activities for our seniors under this program. Seniors participated in coffee social, arts and crafts, fun and games, exercise and walking activities. During this quarter, we celebrated Halloween with a costume party. We also celebrated Thanksgiving and Christmas with meals. We will be utilizing funding to procure necessary supplies to support the program. Funding will also be utilized towards personnel cost of the program.

Quarter: 3 **Accomplishment Quantity:** 7

Accomplishment Narrative:

We offered a variety of activities for our seniors under this program. Seniors participated in coffee social, arts and crafts, fun and games, ESL and walking activities. During this quarter, we celebrated Valentine's and Easter with potluck snacks and craft and game activities. We will be utilizing funding to procure necessary supplies to support the program. Funding will also be utilized towards personnel cost of the program.

Quarter: 4 **Accomplishment Quantity:** 9

Accomplishment Narrative:

We offered a variety of activities for our seniors under this program. Seniors participated in coffee social, arts and crafts, fun and games, ESL and walking activities. During this quarter, we celebrated Mother's Day and Father's Day with potluck and game activities. We utilized funding to procure necessary supplies to support the program. Funding was also utilized towards personnel to conduct the program.

2023-2024 CAPER CDBG Activity Listing

(Activities Included in Analysis)

Identification

Project No.: 602634-23 **Jurisdiction:** 1st District
Project Title: DPR - Senior Programs (City Terrace Park)
IDIS Number: 12370
Operating Agency: Department of Parks and Recreation
Subrecipient Type: L.A. County Dept.
Contract Period: 7/1/2023 to 6/30/2024 **Quarter Completed:** 4
Activity Code: 05A Senior Services
National Objective: LMC Low/Mod Limited Clientele
Objective: Suitable Living Environment **Outcome:** Availability/Accessibility

Project Summary

This program provides activities for seniors at the City Terrace Park - 1126 N. Hazard Avenue, Los Angeles CA 90063. Activities provided will promote physical and mental well-being and socialization for seniors to help recover from the impacts of COVID-19 to support mental well-being.

Accomplishments and Net Expenditures

Priority Need: CD - Senior Programs
Performance Indicator: People (General)
Quantitative Accomplishments: Goal: 15 This Year: 16 Cumulative: 16 Ratio: 106.7%
Net Expenditures: Budgeted: \$23,898.00 This Year: \$22,208.00 Cumulative: \$22,208.00 Ratio: 92.9%

Annual Narrative:

City Terrace Park diligently provided excellent services by serving clients customers in this annual period.

Direct Benefit (Race/Ethnicity):

<u>Race/Ethnicity</u>	<u>Numbers Assisted</u>
American Indian/Alaskan Native & Black/African American - Hispanic	1
Other Race - Hispanic	13
White - Hispanic	1
White - Non-Hispanic	1
Total	16

Direct Benefit (Income):

<u>Income Level</u>	<u>Numbers Assisted</u>
Moderate	16
Total	16

Quarter: 1 **Accomplishment Quantity:** 0

Accomplishment Narrative:

This quarter City Terrace Park staff were unable to enter new clients in to the system because the Census tract data was not updated in to the system.

Quarter: 2 **Accomplishment Quantity:** 9

Accomplishment Narrative:

City Terrace Park enrolled 9 new clients and had 397 duplicated client contacts during this quarter. Ongoing programming such as exercise and education classes were provided from 9:00 a.m. -12:00 p.m. Monday - Friday. CDBG Seniors celebrated

2023-2024 CAPER CDBG Activity Listing

(Activities Included in Analysis)

Thanksgiving and the holiday season with live music, food, and games. We also hosted 3 workshops with the Department of Mental Health. Topics included removing the stigma of mental health, self-care and how and when to seek assistance. All events were well attended. All CDBG activities were planned and supervised by CDBG Staff. Participants also received monthly haircuts.

Quarter: 3 **Accomplishment Quantity:** 7

Accomplishment Narrative:

City Terrace Park enrolled 7 new clients and had 455 duplicated client contacts during this quarter. Ongoing programming such as Zumba, Nutrition, Mental Wellness and education classes were provided from 9:00 a.m. - 12:00 p.m. Mondays through Friday. Seniors celebrated Spring with an Easter Egg Hunt and games. All events were well attended. All CDBG activities were planned and supervised by CDBG Staff. Participants also received monthly haircuts and daily physical fitness activities.

Accomplishments: N/A

Quarter: 4 **Accomplishment Quantity:** 0

Accomplishment Narrative:

This quarter CDBG participants celebrated Mother's Day and Father's with food and music. They also commemorated Juneteenth with a food tasting and watched a documentary on the significance of the holiday to African Americans. They also attended an Elder Abuse Prevention event at Salazar Park. Daily activities included; weekly Zumba sessions, nutrition and health workshops, mental health workshops, arts and crafts and daily physical fitness activities.

2023-2024 CAPER CDBG Activity Listing

(Activities Included in Analysis)

Identification

Project No.: 601956-23 **Jurisdiction:** 1st District
Project Title: Code Enforcement - First District
IDIS Number: 12436
Operating Agency: Department of Regional Planning
Subrecipient Type: L.A. County Dept.
Contract Period: 7/1/2023 to 6/30/2024 **Quarter Completed:** 4
Activity Code: 15 Code Enforcement
National Objective: LMA Low/Mod Area
Objective: Suitable Living Environment **Outcome:** Sustainability

Project Summary

This continuing project provides a comprehensive code enforcement program in support of the Los Angeles County Development Authority's Housing Rehabilitation programs to arrest the decline in deteriorating and deteriorated, primarily residential, low-and moderate-income areas of the unincorporated First Supervisorial District as outlined in the 2016 Community Profile assessment.

Accomplishments and Net Expenditures

Priority Need: Housing
Performance Indicator: People (General)
Quantitative Accomplishments: Goal: 230,225 This Year: 230,225 Cumulative: 230,225 Ratio: 100.0%
Net Expenditures: Budgeted: \$188,000.00 This Year: \$188,000.00 Cumulative: \$188,000.00 Ratio: 100.0%

Annual Narrative:

For this program year, overall quality of work in Code Enforcement has improved due to the increase in technological support and better operating practices. Identifying deteriorating conditions, in conjunction with other rehabilitation and public improvement projects, have helped to improve the health and well-being of residents in the unincorporated areas of the Fourth Supervisorial District.

No leverage funds were used for this project.

Quarter: 1 **Accomplishment Quantity:** 230,225

Accomplishment Narrative:

In Quarter 1 of Fiscal Year 2023-24, the Department of Regional Planning staff achieved compliance on thirty-nine (39) cases, opened eighty-three (83) cases, and conducted one hundred sixty (160) inspections. During Quarter 1, forty-seven (47) Notices of Violations were issued for deteriorating conditions. The following deteriorated conditions were cited, twenty-six (26) trash/debris, fourteen (14) inoperative vehicles, twenty (20) unpermitted structures, and twenty-one (21) illegal conversions. Four (4) cases were issued a non-compliance fine, and one (1) case was referred to the District Attorney's office.

Quarter: 2 **Accomplishment Quantity:** 0

Accomplishment Narrative:

During Quarter 23 of Fiscal Year 2023-24, the Department of Regional Planning staff achieved compliance on thirty-four (34) cases, opened fifty-six (56) cases, and conducted one hundred twenty-five (125) inspections. Additionally, during Quarter 2, thirty-six (36) Notices of Violations were issued for deteriorating conditions. The following deteriorated conditions were cited: eighteen (18) trash/debris, nine (9) inoperative vehicles, twelve (12) unpermitted structures, and seven (7) illegal conversions. Four (4) cases were issued a non-compliance fine, and one (1) case was referred to the District Attorney's office.

Quarter: 3 **Accomplishment Quantity:** 0

Accomplishment Narrative:

2023-2024 CAPER CDBG Activity Listing

(Activities Included in Analysis)

In Quarter 3 of Fiscal Year 2023-24, the Department of Regional Planning staff achieved compliance with thirty-four (33) cases, opened eighty-two (82) cases, and conducted one hundred sixty-five (165) inspections. Quarter 3, forty-six (46) Notices of Violations were issued for deteriorating conditions. The following deteriorated conditions were cited: twenty-five (25) trash/debris, thirteen (13) inoperative vehicles, twenty-one (21) unpermitted structures, and eighteen (18) illegal conversions. No (0) cases were issued a non-compliance fine, and no (0) cases were referred to the District Attorney's office.

Quarter: 4 **Accomplishment Quantity:** 0

Accomplishment Narrative:

During Quarter 4 of Fiscal Year 2023-24, the Department of Regional Planning staff achieved compliance on fifty-two (52) cases, opened forty-six (46) cases, and conducted one hundred sixty-seven (167) inspections. During the fourth quarter, twenty-eight (28) Notices of Violations were issued for deteriorating conditions. The following deteriorated conditions were cited: eight (8) trash/debris, eight (8) inoperative vehicles, three (3) unpermitted structures, and four (4) illegal conversions. No (0) cases were issued a non-compliance fine, and no (0) cases were referred to the District Attorney's office.

2023-2024 CAPER CDBG Activity Listing

(Activities Included in Analysis)

Identification

Project No.: 601956-24 **Jurisdiction:** 1st District
Project Title: Code Enforcement - First District
IDIS Number:
Operating Agency: Department of Regional Planning
Subrecipient Type: L.A. County Dept.
Contract Period: 7/1/2024 to 6/30/2025
Activity Code: 15 Code Enforcement
National Objective: LMA Low/Mod Area
Objective: Suitable Living Environment **Outcome:** Sustainability

Project Summary

This continuing project provides a comprehensive code enforcement program in support of the Los Angeles County Development Authority's Housing Rehabilitation programs.

Accomplishments and Net Expenditures

Priority Need: Housing
Performance Indicator: People (General)
Quantitative Accomplishments: Goal: 230,225 This Year: 0 Cumulative: 0 Ratio: 0.0%
Net Expenditures: Budgeted: \$188,000.00 This Year: \$0.00 Cumulative: \$0.00 Ratio: 0.0%

Annual Narrative:

2023-2024 CAPER CDBG Activity Listing

(Activities Included in Analysis)

Identification

Project No.: 602331-23 **Jurisdiction:** 1st District
Project Title: Code Enforcement Nuisance Abatement Program
IDIS Number: 12404
Operating Agency: District Attorney
Subrecipient Type: L.A. County Dept.
Contract Period: 7/1/2023 to 6/30/2024 **Quarter Completed:** 4
Activity Code: 15 Code Enforcement
National Objective: LMA Low/Mod Area
Objective: Suitable Living Environment **Outcome:** Sustainability

Project Summary

This continuing program provides legal support for code enforcement in tandem with the Los Angeles County Development Authority's Housing Rehabilitation Programs to arrest the decline in deteriorating and deteriorated, primarily residential, low- and moderate-income areas of the unincorporated First Supervisorial District as outlined in the 2016 Community Profile assessment.

Cases referred by the Department of Regional Planning, Department of Public Works-Building and Safety, and the Sheriff's Department to the District Attorney's office will be mediated or prosecuted to resolve code enforcement violations.

Accomplishments and Net Expenditures

Priority Need: Housing
Performance Indicator: People (General)
Quantitative Accomplishments: Goal: 230,225 This Year: 230,225 Cumulative: 230,225 Ratio: 100.0%
Net Expenditures: Budgeted: \$261,000.00 This Year: \$261,000.00 Cumulative: \$261,000.00 Ratio: 100.0%

Annual Narrative:

During District One's reporting period of July 2023 through June 2024 there was a high of 72 active cases, the majority of which involved violations on single-family dwellings. Four new cases were opened, 9 cases were closed due to voluntary compliance, and two cases were formally filed in criminal court. Voluntary compliance is obtained when the property owner or responsible party abates the violations without having to resort to a criminal misdemeanor filing.

In District One the highest number of case referrals involved unpermitted outside storage. This includes excessive junk and salvage, inoperative vehicles, and commercial vehicles and containers on the premises. The second highest number of cases related to expanding living accommodations on a single property. This includes unpermitted garage conversions, unpermitted subdivision of existing single-family homes, use of unpermitted structures as dormitories, unpermitted construction and setback violations. The remainder of the violations involved unpermitted use, where developmental standards were not met (parking/landscaping) or there was unpermitted land use (commercial use/auto repair).

In handling these cases, the assigned Deputy District Attorney conducted multiple office conferences, in-field inspections and on-site meetings. Additionally, coordination efforts were undertaken with personnel at various agencies to review plot plans and building plans for the properties in violation. E-mails, texts and phone calls with inspectors and property owners regarding abatement efforts were made. Lastly, court appearances were made for the cases that were formally filed in court.

Quarter: 1 **Accomplishment Quantity:** 230,225

Accomplishment Narrative:

During District One's reporting period of July to September 2023 there are 69 active cases, of which 55 are single-family dwellings and 14 are commercial properties (please note that some properties have multiple lots which add up to 69 cases total). In-field Inspections and on-site meetings with owners were conducted at multiple properties. DAIs assisted with some of the in-field inspections. Coordination efforts were undertaken with personnel at various agencies regarding review of plot and

2023-2024 CAPER CDBG Activity Listing

(Activities Included in Analysis)

building plans for various properties. E-mails, texts and phone calls with inspectors and property owners/designees regarding abatement efforts and progress were conducted during the reporting period. Letters were written to schedule meetings and inspections, and follow-up letters were written after meetings and inspections. Plot plans and building plans were reviewed through the EPIC-LA public system. Two misdemeanor cases were filed– one junk and salvage case and one unpermitted use case. Court appearances were made on three cases during the reporting period.

The following violations have been observed: 46 violations of unpermitted outside storage (junk & salvage, commercial vehicles/containers, inoperative vehicles), 9 violations of unpermitted commercial use/auto repair, 16 violations of unpermitted use (development standards not met, unpermitted land use), 29 violations of unpermitted structures, structural conversions, unpermitted structural subdivision, 27 violations of structures in setback, 15 violations of residential use established without DRP approval and 5 violations of unpermitted construction.

During the reporting period no new cases were opened, and four cases were closed.

Quarter: 2 **Accomplishment Quantity:** 0

Accomplishment Narrative:

72 active cases, of which 58 are single-family dwellings and 14 are commercial properties (please note that some properties have multiple lots which add up to 72 cases total). In-field Inspections and on-site meetings with owners were conducted at multiple properties. DAIs' assisted with some of the in-field inspections. Coordination efforts were undertaken with personnel at various agencies regarding review of plot and building plans for various properties. E-mails, texts and phone calls with inspectors and property owners/designees regarding abatement efforts and progress were conducted during the reporting period. Plot plans and building plans were reviewed through the EPIC-LA public system. Court appearances were made on four cases during the reporting period.

The following violations have been observed: 49 violations of unpermitted outside storage (junk & salvage, commercial vehicles/containers, inoperative vehicles), 9 violations of unpermitted commercial use/auto repair, 16 violations of unpermitted use (development standards not met, unpermitted land use), 32 violations of unpermitted structures, structural conversions, unpermitted structural subdivision, 28 violations of structures in setback, 14 violations of residential use established without DRP approval and 5 violations of unpermitted construction.

During the reporting period three new cases were opened, and four cases were closed.

Quarter: 3 **Accomplishment Quantity:** 0

Accomplishment Narrative:

During District One's reporting period of January to March 2024 there are 64 active cases, of which 51 are single-family dwellings and 13 are commercial properties (please note that some properties have multiple lots which add up to 64 cases total). In-field Inspections and on-site meetings with owners were conducted at multiple properties. DAIs' assisted with some of the in-field inspections. Coordination efforts were undertaken with personnel at various agencies regarding review of plot and building plans for various properties. E-mails, texts and phone calls with inspectors and property owners/designees regarding abatement efforts and progress were conducted during the reporting period. Letters were written to schedule meetings and inspections, and follow-up letters were written after meetings and inspections. Office conferences were held with property owners to formulate plans to correct zoning and building violations on cited properties. Plot plans and building plans were reviewed through the EPIC-LA public system. Court appearances were made on four cases during the reporting period.

The following violations have been observed: 43 violations of unpermitted outside storage (junk & salvage, commercial vehicles/containers, inoperative vehicles), 9 violations of unpermitted commercial use/auto repair, 15 violations of unpermitted use (development standards not met, unpermitted land use), 30 violations of unpermitted structures, structural conversions, unpermitted structural subdivision, 23 violations of structures in setback, 13 violations of residential use established without DRP approval and 5 violations of unpermitted construction.

During the reporting period no cases were opened, and none were closed.

Quarter: 4 **Accomplishment Quantity:** 0

Accomplishment Narrative:

During District One's reporting period of April to June 2024 there are 66 active cases, of which 53 are single-family dwellings and 13 are commercial properties (please note that some properties have multiple lots which add up to 66 cases total). In-field Inspections and on-site meetings with owners were conducted at multiple properties. DAIs' assisted with some of the in-field inspections. Coordination efforts were undertaken with personnel at various agencies regarding review of plot and building plans for various properties. E-mails, texts and phone calls with inspectors and property owners/designees regarding abatement efforts and progress were conducted during the reporting period. Letters were written to schedule meetings and inspections, and follow-up letters were written after meetings and inspections. Office conferences were held with property owners to formulate plans to correct zoning and building violations on cited properties. Plot plans and building plans were reviewed through the EPIC-LA public system. Court appearances were made on five cases during the reporting period.

2023-2024 CAPER CDBG Activity Listing

(Activities Included in Analysis)

The following violations have been observed: 45 violations of unpermitted outside storage (junk & salvage, commercial vehicles/containers, inoperative vehicles), 11 violations of unpermitted commercial use/auto repair, 15 violations of unpermitted use (development standards not met, unpermitted land use), 30 violations of unpermitted structures, structural conversions, unpermitted structural subdivision, 23 violations of structures in setback, 13 violations of residential use established without DRP approval and 5 violations of unpermitted construction.

During the reporting period one case was opened, and one was closed.

2023-2024 CAPER CDBG Activity Listing

(Activities Included in Analysis)

Identification

Project No.: 602331-24 **Jurisdiction:** 1st District
Project Title: Code Enforcement Nuisance Abatement Program
IDIS Number:
Operating Agency: District Attorney
Subrecipient Type: L.A. County Dept.
Contract Period: 7/1/2024 to 6/30/2025
Activity Code: 15 Code Enforcement
National Objective: LMA Low/Mod Area
Objective: Suitable Living Environment **Outcome:** Sustainability

Project Summary

This continuing program provides legal support for code enforcement in tandem with the Los Angeles County Development Authority's Housing Rehabilitation Programs to arrest the decline in deteriorating and deteriorated, primarily residential, low- and moderate-income areas of unincorporated 1st Supervisorial District as outlined in the Community Profile assessment.

Accomplishments and Net Expenditures

Priority Need: Housing
Performance Indicator: People (General)
Quantitative Accomplishments: Goal: 230,225 This Year: 0 Cumulative: 0 Ratio: 0.0%
Net Expenditures: Budgeted: \$261,000.00 This Year: \$0.00 Cumulative: \$0.00 Ratio: 0.0%

Annual Narrative:

2023-2024 CAPER CDBG Activity Listing

(Activities Included in Analysis)

Identification

Project No.: 602705-23 **Jurisdiction:** 1st District
Project Title: Restroom Renovation at East LA Civic Center at Belvedere Park Lake
IDIS Number: 12500
Operating Agency: Internal Services Department - Los Angeles County
Subrecipient Type: L.A. County Dept.
Contract Period: 5/20/2024 to 6/30/2025 **Quarter Completed:** 4
Activity Code: 03E Neighborhood Facilities
National Objective: LMA Low/Mod Area
Objective: Suitable Living Environment **Outcome:** Sustainability

Project Summary

This new project provides for the renovation of the mens and womens public restroom at the East LA Civic Center at Belvedere Park Lake. The improvements include but not limited to: interior and exterior paint, anti-vandalism fixtures installation, electrical and lighting improvements and associated work.

Accomplishments and Net Expenditures

Priority Need: CD - Public Facilities
Performance Indicator: Public Facilities
Quantitative Accomplishments: Goal: 1 This Year: 1 Cumulative: 1 Ratio: 100.0%
Net Expenditures: Budgeted: \$180,000.00 This Year: \$9,962.00 Cumulative: \$9,962.00 Ratio: 5.5%

Annual Narrative:

For the program year, all work was completed, with a total project time of 32 calendar days. Work started on May 14th and was completed on June 26th.

- Replaced 9 toilets (6 WRR and 3 MRR) and 3 urinals. 12 total fixtures.
- Replaced 8 sinks (4 WRR and 4 MRR) with integrated faucets.
- Removed lights and replaced with tamper proof LED lights.
- Paint walls and epoxy coat floor – Epoxy has aggregate and is antimicrobial.
- Painted entire exterior.
- Replaced all Partitions.
- Installed new tamper proof paper towel and toilet paper dispensers.
- Replaced air hand dryers.

The bathrooms are now returned for use by the community. No leverage funding. CDBG expenditures totaled \$127,287.00.

Quarter: 4 **Accomplishment Quantity:** 1

Accomplishment Narrative:

During the fourth quarter, all work was completed, with a total project time of 32 calendar days. Work started on May 14th and was completed on June 26th.

- Replaced 9 toilets (6 WRR and 3 MRR) and 3 urinals. 12 total fixtures.
- Replaced 8 sinks (4 WRR and 4 MRR) with integrated faucets.
- Removed lights and replaced with tamper proof LED lights.
- Paint walls and epoxy coat floor – Epoxy has aggregate and is antimicrobial.
- Painted entire exterior.
- Replaced all Partitions.
- Installed new tamper proof paper towel and toilet paper dispensers.
- Replaced air hand dryers.

2023-2024 CAPER CDBG Activity Listing

(Activities Included in Analysis)

The bathrooms are now returned for use by the community.

2023-2024 CAPER CDBG Activity Listing

(Activities Included in Analysis)

Identification

Project No.: 601936-23 **Jurisdiction:** 1st District
Project Title: Equestrian Patrol Program
IDIS Number: 12331
Operating Agency: Sheriff's Dept., Los Angeles County
Subrecipient Type: L.A. County Dept.
Contract Period: 7/1/2023 to 6/30/2024 **Quarter Completed:** 4
Activity Code: 05I Crime Awareness/Prevention
National Objective: LMA Low/Mod Area
Objective: Suitable Living Environment **Outcome:** Sustainability

Project Summary

This continuing project provides funding for enhanced Equestrian Patrol in the unincorporated areas of Bassett, Avocado Heights, North Whittier, and West Valinda.

Accomplishments and Net Expenditures

Priority Need: CD - Anti-Crime
Performance Indicator: People (General)
Quantitative Accomplishments: Goal: 21,720 This Year: 21,720 Cumulative: 21,720 Ratio: 100.0%
Net Expenditures: Budgeted: \$113,000.00 This Year: \$113,000.00 Cumulative: \$113,000.00 Ratio: 100.0%

Annual Narrative:

During this past year we were able to deploy extra personnel in the unincorporated areas of Bassett, Avocado Heights, North Whittier, and West Valinda. These deployments have allowed us to maintain high visibility in the equestrian trails and surrounding areas utilizing our Mounted Enforcement Team. We were able to coordinate missions with Public Works, Board of Supervisor Hilda Solis' office and Army Corp in addressing large homeless encampments in the trail areas. We have been able to address complaints from local residents, address traffic issues, and attend special events in the equestrian community (Cabalgatas, Dia de la Virgen, National Night out, etc). This program allows us to have a positive relationship with the equestrian community.

Quarter: 1 **Accomplishment Quantity:** 21,720

Accomplishment Narrative:

Throughout this year's first quarter, we have been able to provide patrol checks in the equestrian trail which include, San Jose Creek, Pellissier Village Trails/Equestrian community, the unincorporated areas of Bassett, Avocado Heights, North Whittier and West Valinda. The community continues to welcome the extra presence of law enforcement. This quarter we were able to address several concerns from the community regarding an increase in homelessness and homeless encampments throughout the San Jose Creek. We also assisted Railroad police in providing security near the horse trails while they conducted a large homeless outreach/clean up.

Quarter: 2 **Accomplishment Quantity:** 0

Accomplishment Narrative:

Throughout this 2nd quarter, we have been able to continue providing high visibility/patrol check throughout the equestrian trails which include, San Jose Creek, Pellissier Village trails/Equestrian community, the unincorporated areas of Bassett, Avocado Heights, North Whittier and West Valinda. We were able to address several concerns from local residents regarding the increase of homeless encampments on or near the horse trails. We were able to have police presence while LASHA, Union Station (Homeless outreach), HOST provided several services to the people experiencing homelessness. During this quarter, deputy personnel provided extra police presence during a large equestrian event called, "Dia de la Virgen" which is held at Pellissier Village EQ which includes 200 horse riders.

2023-2024 CAPER CDBG Activity Listing

(Activities Included in Analysis)

Quarter: 3 **Accomplishment Quantity:** 0

Accomplishment Narrative:

During this 3rd quarter, we were able to conduct and provide high patrol visibility in and around the equestrian area. These areas include but are not limited too the San Jose Creek River Bed, Pellissier Village, unincorporated areas of Bassett, Avocado Heights, North Whittier, West Valinda and our equestrian community. We were able to conduct outreach and clean-up of a large encampment in the San Jose Creek, while conducting this operation. We worked with LASHA, Union Station, HOST (Homeless Outreach) and Army Corps of Engineers to help clean the area of debris and assist in the relocation of several people experiencing homelessness. Our mounted enforcement/uniformed personnel were vital in keeping high visibility for outreach and criminal deterrence.

Quarter: 4 **Accomplishment Quantity:** 0

Accomplishment Narrative:

During this last quarter, we were able to provide high visibility extra patrol checks in the equestrian trails and surrounding parks. The extra patrol checks cover all equestrian trails, Pelissier Village, San Jose Creek Trails, unincorporated areas of Bassett, Avocado Heights, North Whittier, and West Valinda. This high visibility deployment grant has assisted us with deterring crime, homeless encampments/fires, theft to cargo in trail containers near the equestrian trails, the use of illegal fireworks on the trails, and all other illegal activities effecting the equestrian community.

2023-2024 CAPER CDBG Activity Listing

(Activities Included in Analysis)

Identification

Project No.: 601936-24 **Jurisdiction:** 1st District
Project Title: Equestrian Patrol Program
IDIS Number:
Operating Agency: Sheriff's Dept., Los Angeles County
Subrecipient Type: L.A. County Dept.
Contract Period: 7/1/2024 to 6/30/2025
Activity Code: 05I Crime Awareness/Prevention
National Objective: LMA Low/Mod Area
Objective: Suitable Living Environment **Outcome:** Sustainability

Project Summary

This continuing project provides funding for enhanced Equestrian Patrol in the unincorporated areas of Bassett, Avocado Heights, North Whittier, and West Valinda.

Accomplishments and Net Expenditures

Priority Need: CD - Anti-Crime
Performance Indicator: People (General)
Quantitative Accomplishments: Goal: 21,720 This Year: 0 Cumulative: 0 Ratio: 0.0%
Net Expenditures: Budgeted: \$127,000.00 This Year: \$0.00 Cumulative: \$0.00 Ratio: 0.0%

Annual Narrative:

2023-2024 CAPER CDBG Activity Listing

(Activities Included in Analysis)

Identification

Project No.: F96415-23 **Jurisdiction:** 1st District
Project Title: Youth Activities League - Carolyn Rosas Park
IDIS Number: 12398
Operating Agency: Sheriff's Dept., Los Angeles County
Subrecipient Type: L.A. County Dept.
Contract Period: 7/1/2023 to 6/30/2024 **Quarter Completed:** 4
Activity Code: 05Z Public Services (General)
National Objective: LMC Low/Mod Limited Clientele
Objective: Suitable Living Environment **Outcome:** Availability/Accessibility

Project Summary

This continuing program provides children and youth in the unincorporated area of Rowland Heights with year-round recreational and tutoring programs in a safe and controlled environment at Carolyn Rosas Park through the Walnut Regional Station Youth Activities League.

Accomplishments and Net Expenditures

Priority Need: CD - Public Services
Performance Indicator: People (General)
Quantitative Accomplishments: Goal: 65 This Year: 26 Cumulative: 26 Ratio: 40.0%
Net Expenditures: Budgeted: \$50,000.00 This Year: \$49,999.00 Cumulative: \$49,999.00 Ratio: 100.0%

Annual Narrative:

For the program year, we have continued to establish ourselves in the community as a vital source of academic assistance to the youth. This grant allows us to provide school supplies and related materials to help the youth succeed in school. We reward the children for not only their academic efforts, but for their citizenship and community involvement. Through field trips to amusement parks, museums, hiking, paddleboarding and community involvement, we have always focused on the development of the youth members to succeed. Every member that finished this year's program advanced to the next grade level. We are very proud of having several members of our program make honor roll and several other academic achievements.

Direct Benefit (Race/Ethnicity):

<u>Race/Ethnicity</u>	<u>Numbers Assisted</u>
Asian - Non-Hispanic	2
Other Race - Hispanic	24
Total	26

Direct Benefit (Income):

<u>Income Level</u>	<u>Numbers Assisted</u>
Extremely Low	20
Low	6
Total	26

Quarter: 1 **Accomplishment Quantity:** 19

Accomplishment Narrative:

In the first quarter we had a lot of fun enjoying the rest of the summer. We took the youth members to the beach several times and enjoyed swimming and boogie boarding. We went to the tide pools in Corona Del Mar, there were several youth members who had never seen them before. We discussed the importance of preserving our oceans and conservation of our natural resources.

2023-2024 CAPER CDBG Activity Listing

(Activities Included in Analysis)

We continued to explore the natural beauty of the outdoors with several hikes. We explored the San Bernardino National Forest, Carbon Canyon Park and Bonelli hiking trails.

Volunteer Ret. Dep. Gary Vargas and I accompanied a group of members to Dana Point where we went paddle boarding and kayaking around the harbor. This was the first time some of the children had ever paddle boarded, and they all did a fantastic job. It was a very inspiring moment to see the older youth members help and encourage the younger members to keep trying and not give up. The children and I also visited the California Science Center. They were fascinated by all the interactive displays and the Space Shuttle Endeavour.

In August, the children returned to school and are getting back into their routine of studying and doing homework. Thanks to the CDBG grant we were able to provide school supplies to assist them with their return to school.

Quarter: 2 **Accomplishment Quantity:** 5

Accomplishment Narrative:

During the second quarter we focused most of our time on helping the children with their homework and tutoring. Being able to provide the children with a safe and positive environment is essential to being successful in school. I am thankful for the CDBG's funding to be able to provide this to the children. We did take a break from the homework and tutoring on occasion. The children help run the Halloween party which included an outdoor scary movie, games, popcorn and pizza. We also had a Thanksgiving party in partnership with the staff at Carolyn Rosas Park. In December the children continued to work hard on their schoolwork so as a reward we went to Knott's Berry Farm. Through the generosity of the personnel at Walnut Sheriff's Station I was able to get all the children sponsored to receive a Christmas gift, that were given out at our Christmas party. We look forward to 2023 and all it has to offer. It's been a wonderful experience for me to share so many things with the children

Quarter: 3 **Accomplishment Quantity:** 1

Accomplishment Narrative:

During the third quarter we continued to emphasize the importance of schoolwork and continued with our daily tutoring and reading with the children. In January we were fortunate enough to be invited to the Kollab Youth Teen Summit. This event featured many different speakers who encouraged the children to never give up on their dreams. The event also included speed mentoring from many leaders from different careers and business owners. I think it was very beneficial for the youth to get a first-hand account of the different career opportunities out there. During spring break, we went to Medieval Times, as a reward for all their hard work and good grades. We learned about Medieval Times culture and what it was like to live back then, we also enjoyed a show which the children loved.

Quarter: 4 **Accomplishment Quantity:** 1

Accomplishment Narrative:

This fourth quarter, the children that have been attending on a regular basis have all been promoted to the next grade level. As reward for all the hard work and participation in the program we took the members on several field trips. We went to Disneyland and had a great time many members had never been before. We participated in some educational activities learning about animation and how its created. The youth members went to Universal Studios and got exposed to the different ways movies are created through computer graphics to pyrotechnics. We also visited SeaWorld, the children loved interacting with the animals and learning ways they can help preserve our oceans and sea life. We went to Boomers and drove go-karts played miniature golf and enjoyed arcade games and a pizza party.

2023-2024 CAPER CDBG Activity Listing

(Activities Included in Analysis)

Identification

Project No.: 602493-21 **Jurisdiction:** 1st District
Project Title: ARC Re-Entry Programs for Transitional Aged Youth at Central Juvenile Hall
IDIS Number: 12034
Operating Agency: Anti-Recidivism Coalition (The)
Subrecipient Type: CBO
Contract Period: 5/5/2022 to 6/30/2024 **Quarter Completed:** 4
Activity Code: 05I Crime Awareness/Prevention
National Objective: LMC Low/Mod Limited Clientele
Objective: Suitable Living Environment **Outcome:** Availability/Accessibility

Project Summary

This new project provides in-reach services and continuum of care in Central Juvenile Hall to Transition Age Youth (TAY, ages 18-26) to include one-on-one support, wraparound services, and an extended support network of 2,000+ formerly incarcerated individuals, to prepare them for successful reentry into their community and reduce recidivism post-incarceration.

Accomplishments and Net Expenditures

Priority Need: CD - Anti-Crime
Performance Indicator: People (General)
Quantitative Accomplishments: Goal: 100 This Year: 0 Cumulative: 88 Ratio: 88.0%
Net Expenditures: Budgeted: \$200,000.00 This Year: \$97,183.00 Cumulative: \$197,433.00 Ratio: 98.7%

Annual Narrative:

This project provided in-reach services, mentorship and continuum of care in Los Padrinos Juvenile Hall to Youth ages 12-23 to include one-on-one support, wraparound services, and an extended support network of 2,000+ formerly incarcerated individuals, to prepare them for successful reentry into their community and reduce recidivism post-incarceration. CDBG funds were used for personnel and non-personnel costs and indirect costs. We have served 641 individuals to-date and have contributed to life skills programming, reentry planning, and credible messenger mentorship to the youth incarcerated at LP this year. Facility staff have reported improved behaviors among youth when our mentors are present and consistently express their gratitude for having ARC staff working alongside them.

Quarter: 1 **Accomplishment Quantity:** 0

Accomplishment Narrative:

During the first quarter, ARC continued to provide in-reach programming in Los Padrinos Juvenile Hall (LP) for 76 youths including 1:1 support and credible messenger mentorship, reentry planning, and preparation for successful reentry. With the Board of State and Community Corrections' decision to transfer the majority of youth (all non-medical) held at Central Juvenile Hall to Los Padrinos Juvenile Hall this summer, we have transferred our mentorship staff to work at Los Padrinos to ensure a continuum of care and smooth transition for our youth participants during the tumultuous time. With our two credible messenger (formerly incarcerated) mentors, one female and one male, we have served 76 unique individuals at LP and Central with nearly 450 attendance sign ins during this quarter.

Quarter: 2 **Accomplishment Quantity:** 0

Accomplishment Narrative:

During the 2nd quarter, ARC continued to provide in-reach programming in Los Padrinos Juvenile Hall (LP) including 1:1 support and credible messenger mentorship, reentry planning, and preparation for successful reentry. With our two credible messenger (formerly incarcerated) mentors, one female and one male, we have provided mentorship to 210 unique individuals during this reporting period alone: 156 boys and young men, and 54 girls and young women. Our participants' age ranges from 13 to 23 years old, with an average age of 17 years old. Participants primarily self-identify as Black/African American (59 youth) and/or Hispanic/Latino (120 youth). We had nearly 700 attendance sign-ins during this quarter.

2023-2024 CAPER CDBG Activity Listing

(Activities Included in Analysis)

Quarter: 3 **Accomplishment Quantity:** 0

Accomplishment Narrative:

ARC continues to provide in-reach programming in Los Padrinos Juvenile Hall (LP), including one-on-one support and credible messenger mentorship, reentry planning, support and processing groups, and preparation for successful reentry. With our two credible messenger (formerly incarcerated) mentors, one female and one male, we have provided mentorship to 321 unique individuals during this reporting period alone: about 258 boys and young men, and about 63 girls and young women. Our participants' ages range from 13 to 23 years old, with an average age of 16 years old this quarter. Participants overwhelmingly self-identify as Black/African American and/or Hispanic/Latino. We had nearly 600 attendance sign-ins during this quarter.

Quarter: 4 **Accomplishment Quantity:** 0

Accomplishment Narrative:

For the fourth quarter, ARC continued to provide in-reach programming in Los Padrinos Juvenile Hall (LP) including 1:1 support and credible messenger mentorship, reentry planning, and preparation for successful reentry. With our two credible messenger (formerly incarcerated) mentors, one female and one male, we have provided mentorship to 537 individuals during this reporting period alone: 429 boys and young men, and 108 girls and young women. Our participants' age ranges from 12 to 23 years old, with an average age of 16 years old. Participants primarily self-identify as Black/African American (30 known youth) and/or Hispanic/Latino (83 known youth). We had nearly 700 attendance sign-ins during this quarter.

2023-2024 CAPER CDBG Activity Listing

(Activities Included in Analysis)

Identification

Project No.: 602544-22 **Jurisdiction:** 1st District
Project Title: Community Services For Youth & Family
IDIS Number: 12229
Operating Agency: Asian Youth Center
Subrecipient Type: CBO
Contract Period: 9/20/2022 to 6/30/2024 **Quarter Completed:** 3
Activity Code: 05Z Public Services (General)
National Objective: LMC Low/Mod Limited Clientele
Objective: Suitable Living Environment **Outcome:** Availability/Accessibility

Project Summary

This new emergency food program provides fresh groceries, non-perishable food items, hygiene goods, and Personal Protective Equipment (PPE) to low-income youth and their families. The Asian Youth Center (AYC) will provide these services through community outreach, client referrals received from 211, the City of Rosemead, local community-based organizations, and local schools & district.

Accomplishments and Net Expenditures

Priority Need: CD - Public Services
Performance Indicator: People (General)
Quantitative Accomplishments: Goal: 25 This Year: 36 Cumulative: 109 Ratio: 436.0%
Net Expenditures: Budgeted: \$30,000.00 This Year: \$14,873.00 Cumulative: \$29,579.00 Ratio: 98.6%

Annual Narrative:

The Asian Youth Center served approximately 109 people during FY23-24 and provided 30 meals per bag to each participant. The meals were culturally appropriate produce, grains, dairy, and non-perishable items. We provided language capacities in Mandarin, Cantonese, Vietnamese, Spanish, and English.

Direct Benefit (Race/Ethnicity):

<u>Race/Ethnicity</u>	<u>Numbers Assisted</u>
Asian - Non-Hispanic	14
Asian and White - Hispanic	2
Asian and White - Non-Hispanic	10
Other Race - Hispanic	1
White - Hispanic	7
White - Non-Hispanic	2
Total	36

Direct Benefit (Income):

<u>Income Level</u>	<u>Numbers Assisted</u>
Extremely Low	36
Total	36

Quarter: 1 **Accomplishment Quantity:** 33

Accomplishment Narrative:

We served a total of 102 clients this quarter by providing 30 meals per bag with culturally appropriate produce, grains, dairy, and non-perishable items. We provided language capacities in Mandarin, Cantonese, Vietnamese, Spanish, and English. Agency unable to enter data in public service panel, per Contract Manager due to system not being set up for extended public service

2023-2024 CAPER CDBG Activity Listing

(Activities Included in Analysis)

projects. Please see documents attached that include accomplishment data.

Quarter: 2 **Accomplishment Quantity:** 3

Accomplishment Narrative:

During Quarter 2, AYC provided 30 meals per bag to each client with culturally appropriate produce, grains, dairy, and non-perishable items. We provided language capacities in Mandarin, Cantonese, Vietnamese, Spanish, and English. Three (3) new eligible participants were served during Quarter 2.

Quarter: 3 **Accomplishment Quantity:** 0

Accomplishment Narrative:

This project closed out during Quarter 2.

2023-2024 CAPER CDBG Activity Listing

(Activities Included in Analysis)

Identification

Project No.: 602494-23 **Jurisdiction:** 1st District
Project Title: Domestic Violence – Crisis Response
IDIS Number: 12452
Operating Agency: East Los Angeles Women's Center
Subrecipient Type: CBO
Contract Period: 8/25/2023 to 6/30/2024 **Quarter Completed:** 4
Activity Code: 05G Battered and Abused Spouses
National Objective: LMC Low/Mod Limited Clientele
Objective: Suitable Living Environment **Outcome:** Availability/Accessibility

Project Summary

This continuing project provides support and response to domestic violence victims in unincorporated East Los Angeles, which has increased during and after the pandemic, through hotline calls and digital chat inquiries, hospital and court accompaniments, and wellness and housing support for survivors of domestic violence and their children in need of shelter. This project works towards creating and supporting a pathway to safety and stability for victims of domestic violence.

Accomplishments and Net Expenditures

Priority Need: Special Needs/Non-Homeless
Performance Indicator: People (General)
Quantitative Accomplishments: Goal: 100 This Year: 13 Cumulative: 13 Ratio: 13.0%
Net Expenditures: Budgeted: \$25,000.00 This Year: \$25,000.00 Cumulative: \$25,000.00 Ratio: 100.0%

Annual Narrative:

The East Los Angeles Women’s Center provides housing support, court accompaniments, and other crisis related services to domestic violence survivors. We have served 167 clients though not all clients reported in Public Service panel. Our program fills social service gaps for our clients by providing additional support to respond to their needs and creating pathways for survivors and their children to attain safety and stability. Thanks to this grant we were able to provide extra DV support.

Direct Benefit (Race/Ethnicity):

<u>Race/Ethnicity</u>	<u>Numbers Assisted</u>
Other Race - Hispanic	13
Total	13

Quarter: 1 **Accomplishment Quantity:** 0

Accomplishment Narrative:

During the first quarter, the East Los Angeles Women’s Center had an increase in requests for housing support, court accompaniments, and other crisis related to domestic violence. To date, we have served 141 clients in various ways. Our program fills social service gaps for our clients by providing additional support to respond to their needs and creating pathways for survivors and their children to attain safety and stability. Race and Ethnicity breakdown is as follows as the QPR report did not accept manual entry of R/E numbers: 9 African American/Black, 0 Asian-American (Japanese), 126 Hispanics (17 Central Americans and 93 Mexican Americans, 16 other latino), 2 White, and 3 mixed heritage.

Quarter: 2 **Accomplishment Quantity:** 0

Accomplishment Narrative:

During the second quarter, the East Los Angeles Women’s Center had an increase in requests for housing support, court accompaniments, and other crisis related to domestic violence. To date, we have served 38 clients in various ways. Our program fills social service gaps for our clients by providing additional support to respond to their needs and creating pathways for survivors and their children to attain safety and stability. Race and Ethnicity breakdown is as follows as the QPR report did

2023-2024 CAPER CDBG Activity Listing

(Activities Included in Analysis)

not accept manual entry of R/E numbers: 2 African American/Black, 0 Asian-American (Japanese), 35 Hispanics (1 Central Americans and 29 Mexican Americans, 5 other latino), 0 White, and 1 mixed heritage.

Quarter: 3 **Accomplishment Quantity:** 0

Accomplishment Narrative:

During the third quarter, the East Los Angeles Women's Center had an increase in requests for housing support, court accompaniments, and other crisis related to domestic violence. To date, we have served 14 clients in various ways. Our program fills social service gaps for our clients by providing additional support to respond to their needs and creating pathways for survivors and their children to attain safety and stability. Race and Ethnicity breakdown is as follows as the QPR report did not accept manual entry of R/E numbers: 2 African American/Black, 0 Asian-American (Japanese), 8 Hispanics (0 Central Americans and 8 Mexican Americans, 4 other latino), 0 White, and 0 mixed heritage.

Quarter: 4 **Accomplishment Quantity:** 13

Accomplishment Narrative:

During the fourth quarter, the East Los Angeles Women's Center had an increase in requests for housing support, court accompaniments, and other crisis related to domestic violence. To date, we have served 13 clients in various ways. Our program fills social service gaps for our clients by providing additional support to respond to their needs and creating pathways for survivors and their children to attain safety and stability. Race and Ethnicity breakdown is as follows as the QPR report did not accept manual entry of R/E numbers: 0 African American/Black, 0 Asian-American (Japanese), 13 Hispanics (2 Central Americans and 11 Mexican Americans, 0 other latino), 0 White, and 0 mixed heritage.

2023-2024 CAPER CDBG Activity Listing

(Activities Included in Analysis)

Identification

Project No.: 602524-22 **Jurisdiction:** 1st District
Project Title: Facility Improvements - East Los Angeles Women's Center
IDIS Number: 12232
Operating Agency: East Los Angeles Women's Center
Subrecipient Type: CBO
Contract Period: 7/1/2022 to 6/30/2025
Activity Code: 03Z Public Facilities and Improvements
National Objective: LMC Low/Mod Limited Clientele
Objective: Suitable Living Environment **Outcome:** Availability/Accessibility

Project Summary

This new project funds facility improvements to the East Los Angeles Women's Center which provides support and supportive services to women and their children affected by domestic violence. Work includes, but is not limited to; interior and exterior facility improvements such as architectural design for roof repairs, air conditioning units, furnishings and equipment.

Accomplishments and Net Expenditures

Priority Need: CD - Public Facilities
Performance Indicator: Public Facilities
Quantitative Accomplishments: Goal: 1 This Year: 0 Cumulative: 0 Ratio: 0.0%
Net Expenditures: Budgeted: \$200,000.00 This Year: \$73,584.00 Cumulative: \$113,787.00 Ratio: 56.9%

Annual Narrative:

For FY23, the project is 95% complete. Phases to follow include furnishing and parking lot repairs. Plans and permitting work have been ongoing, and reimbursements for these costs have been submitted, as well. Hoping to be done by summer. Currently waiting on Edison for inspection and approval.

Quarter: 1 **Accomplishment Quantity:** 0

Accomplishment Narrative:

As of the first quarter, the project is underway and still submitting permits for changes in plans. After reviewing bids and selecting a contractor, we will begin IT work and Security measurement for renovations project. This is fourth quarter work blending into CDBG FY23-24 Fiscal Year. Plans and permitting work have been ongoing, and reimbursements for these costs will be submitted, as well. We will have reimbursement for the month of Jan-Oct 2023. Only pending projects are IT and Security. Roof was not submitted due to bid not having prevailing wage.

Quarter: 2 **Accomplishment Quantity:** 0

Accomplishment Narrative:

As of the second quarter, the project is underway and still submitting permits for changes in plans. There are delays, however the building inspector has approved the next phase of the building renovations, such as; interior and exterior painting, ADA compliance, flooring, carpeting, and HVAC installment. Phases to follow furnishing and parking lot repairs. Plans and permitting work have been ongoing, and reimbursements for these costs will be submitted, as well. We will have reimbursement for the month of Oct 2023-Dec 2023.

Quarter: 3 **Accomplishment Quantity:** 0

Accomplishment Narrative:

As of the third quarter, the project is underway. The building inspector has approved the next phase of the building renovations, such as interior and exterior painting, ADA compliance, flooring, carpeting, and HVAC installment. Phases to follow include furnishing and parking lot repairs. Plans and permitting work have been ongoing, and reimbursements for these costs have been

2023-2024 CAPER CDBG Activity Listing

(Activities Included in Analysis)

submitted, as well. Hoping to be done by summer.

Quarter: 4 **Accomplishment Quantity:** 0

Accomplishment Narrative:

As of the fourth quarter, the project is underway. Phases to follow include furnishing and parking lot repairs. Plans and permitting work have been ongoing, and reimbursements for these costs have been submitted, as well. Hoping to be done by summer.

2023-2024 CAPER CDBG Activity Listing

(Activities Included in Analysis)

Identification

Project No.: 602019-23 **Jurisdiction:** 1st District
Project Title: East Los Angeles Farmer's Market
IDIS Number: 12333
Operating Agency: Eastmont Community Center
Subrecipient Type: CBO
Contract Period: 7/1/2023 to 12/31/2024 **Quarter Completed:** 4
Activity Code: 17D Other Commercial/Industrial Improvements
National Objective: LMA Low/Mod Area
Objective: Creating Economic Opportunity **Outcome:** Sustainability

Project Summary

This project provides funding to manage a farmer's market including certified farmers and vendors and non-certified vendors, small businesses, local artisans, and community-based organizations to create business opportunities as well as provide goods and services to residents. The Farmers Market operates every Saturday at the East Los Angeles Civic Center Plaza.

Accomplishments and Net Expenditures

Priority Need: CD - Economic Development
Performance Indicator: Businesses
Quantitative Accomplishments: Goal: 28 This Year: 25 Cumulative: 25 Ratio: 89.3%
Net Expenditures: Budgeted: \$125,000.00 This Year: \$124,565.00 Cumulative: \$124,565.00 Ratio: 99.7%

Annual Narrative:

The East Los Angeles Farmers Market and CSULA Farmers Market continue to be a positive impact on the communities they surround. With Resources like EBT, Market Match, Golden Eagle Vouchers and WIC, we are able to provide Farm to Table produce for many families. WIC alone this year was able to support 1600 families and with the help of HALA, give out nearly \$85,000 in vouchers for farmers market produce. The farmer's market was also able to participate in a Women's Health and Resource Fair, Pet Health Events, and host events to celebrate small businesses growing in the community. Community events like this help create jobs and help small businesses grow every single day. Total sales for FY '23-24: \$355,843.

Quarter: 1 **Accomplishment Quantity:** 10

Accomplishment Narrative:

The East LA Farmers Market – Civic Center saw an increase in EBT sales of 19.4%. The average amount was \$1,172 in July, \$1,374 in August, and \$1,400 in September of 2023. In September 2023, Congressman Jimmy Gomez hosted office hours where he provided a variety of resources. This day was helpful to promote the market and had the highest sales of the month. Total Sales for Quarter 1 \$100,318.

Quarter: 2 **Accomplishment Quantity:** 6

Accomplishment Narrative:

The East Los Angeles Farmers Market – Civic Center was able to host and participate in many local community events. In October 2023 we hosted a dog food drive for the community which brought an increase to nearly all the vendors. We also hosted a Film Festival that tripled the normal revenue for our hot food vendors. In November 2023 we had our final days to our WIC program causing another increase in sales due to the community utilizing their remaining WIC vouchers. Also, in November 2023 we were able to close out another successful semester at CSULA. Total sales for Quarter 2: EBT-\$14,610, Civic Sales-\$97,199, CSULA-\$32,160.

Quarter: 3 **Accomplishment Quantity:** 5

Accomplishment Narrative:

Monday, September 30, 2024

2023-2024 CAPER CDBG Activity Listing

(Activities Included in Analysis)

The East Los Angeles Farmers Market- Civic Center was able to start the year of 2024 with highly attended community events. We shared a successful pet wellness event that offered free spay/neutering, grooming, food, and adoption. We also participated in the Women's Health & Wellness Resource Fair. Alongside this success, we added five new vendors, and they were welcomed by the community. Total sales grossed was over \$80,000.

Quarter: 4 **Accomplishment Quantity:** 4

Accomplishment Narrative:

The East Los Angeles Farmers Market- Civic Center Onboarded 2 new vendors that adds diversity and fills more needs of the market. We were also able to bring on a food demo instructor to participate weekly and bring nutritional awareness and insight on how to cook with new ingredients that can be found in the market. We were also able to bring on a local DJ to bring on a bright and inviting experience for all our attendees. Finally in June, marks our start to the WIC season. In just one short month we were able to assist over 1000 families and provide much needed support to the community. This caused a spike in sales and participation in the market. This flow of traffic is expected to last until November 2024.

2023-2024 CAPER CDBG Activity Listing

(Activities Included in Analysis)

Identification

Project No.: 602712-24 **Jurisdiction:** 1st District
Project Title: The 323 Farmer's Market - City Terrace
IDIS Number: 12645
Operating Agency: In The Making
Subrecipient Type: CBO
Contract Period: 7/1/2024 to 6/30/2025
Activity Code: 18B ED Direct: Technical Assistance
National Objective: LMA Low/Mod Area
Objective: Creating Economic Opportunity **Outcome:** Sustainability

Project Summary

This project provides funding to manage a Farmer's Market including certified farmers and vendors and non-certified vendors, small businesses, local artisans, and community-based organizations to create business opportunities as well as provide goods and services to residents.

Accomplishments and Net Expenditures

Priority Need: CD - Economic Development
Performance Indicator: Businesses
Quantitative Accomplishments: Goal: 28 This Year: 0 Cumulative: 0 Ratio: 0.0%
Net Expenditures: Budgeted: \$125,000.00 This Year: \$4,071.00 Cumulative: \$4,071.00 Ratio: 3.3%

Annual Narrative:

2023-2024 CAPER CDBG Activity Listing

(Activities Included in Analysis)

Identification

Project No.: 602539-22 **Jurisdiction:** 1st District
Project Title: CORE Program - Assistance for Lease Payments
IDIS Number: 12230
Operating Agency: Inclusive Action for the City
Subrecipient Type: CBO
Contract Period: 7/1/2022 to 6/30/2025
Activity Code: 18A ED Direct: Direct Financial Assistance to For Profit Business
National Objective: LMA Low/Mod Area
Objective: Creating Economic Opportunity **Outcome:** Sustainability

Project Summary

The Community Owned Real Estate (CORE) Program is a commercial land trust created to preserve small businesses in East Los Angeles by acquiring real estate and providing technical assistance and other resources for commercial properties. This program will provide one business a grant to be used as payments for a commercial lease for the property.

Accomplishments and Net Expenditures

Priority Need: CD - Economic Development
Performance Indicator: Businesses
Quantitative Accomplishments: Goal: 1 This Year: 0 Cumulative: 0 Ratio: 0.0%
Net Expenditures: Budgeted: \$40,000.00 This Year: \$0.00 Cumulative: \$0.00 Ratio: 0.0%

Annual Narrative:

The following quarter our organization began rehabilitation of the elevator for the building these lease payments adhere to, we have not completed construction and therefore have not had tenants. We are moving through construction and once the building is complete we will expend lease payments.

Quarter: 1 **Accomplishment Quantity:** 0

Accomplishment Narrative:

We haven't received the certificate of occupancy yet. No activity to report.

Quarter: 2 **Accomplishment Quantity:** 0

Accomplishment Narrative:

Project building does not have tenants and no leases have been made during Q2.

Quarter: 3 **Accomplishment Quantity:** 0

Accomplishment Narrative:

Construction work is still underway for this building's elevator. The team is demoing the old elevator and installing the new one. Currently waiting with the general contractor on an update of the schedule of values. Elevator may be done by mid-April, and leasing up may be in June.

Quarter: 4 **Accomplishment Quantity:** 0

Accomplishment Narrative:

The following quarter our organization began rehabilitation of the elevator for the building these lease payments adhere to, we have not completed construction and therefore have not had tenants. We are moving through construction and once the building is complete we will expend lease payments.

2023-2024 CAPER CDBG Activity Listing

(Activities Included in Analysis)

Identification

Project No.: 602540-22 **Jurisdiction:** 1st District
Project Title: CORE Program - Commercial Improvements
IDIS Number: 12231
Operating Agency: Inclusive Action for the City
Subrecipient Type: CBO
Contract Period: 7/1/2022 to 6/30/2025
Activity Code: 17C Commercial/Industrial Building Acquisition, Construction, Rehabilitation
National Objective: LMA Low/Mod Area
Objective: Creating Economic Opportunity **Outcome:** Sustainability

Project Summary

The Community Owned Real Estate (CORE) Program is a commercial land trust created to preserve small businesses in East Los Angeles by acquiring real estate and providing technical assistance and other resources for commercial properties. This program will provide elevator and other improvements for the property located at 915 S Duncan Ave Los Angeles, CA 90022.

Accomplishments and Net Expenditures

Priority Need: CD - Economic Development
Performance Indicator: Businesses
Quantitative Accomplishments: Goal: 1 This Year: 0 Cumulative: 0 Ratio: 0.0%
Net Expenditures: Budgeted: \$185,000.00 This Year: \$33,841.00 Cumulative: \$33,841.00 Ratio: 18.3%

Annual Narrative:

The following year brought delays of rehabilitation of the elevator but funds have been expended.

Quarter: 1 **Accomplishment Quantity:** 0

Accomplishment Narrative:

There has yet to be any activity. We can begin construction for the elevator once we are approved to receive a temporary certificate of occupancy.

Quarter: 2 **Accomplishment Quantity:** 0

Accomplishment Narrative:

The project was delayed due to the duration it took to execute the elevator repairs. The repairs were needed in order to obtain the COI.

Quarter: 3 **Accomplishment Quantity:** 0

Accomplishment Narrative:

The construction team is on site, and work is being done on the elevator. The team is demoing the old elevator and installing the parts needed. We are currently waiting with the general contractor on an update of the schedule of values. The elevator is projected to be done by mid-April, and leasing may resume in June.

Quarter: 4 **Accomplishment Quantity:** 0

Accomplishment Narrative:

This quarter we began construction on the project but have not expended funds as the project isn't paid until completion.

2023-2024 CAPER CDBG Activity Listing

(Activities Included in Analysis)

Identification

Project No.: 602468-23 **Jurisdiction:** 1st District
Project Title: Gang Prevention & Intervention
IDIS Number: 12343
Operating Agency: Just Us 4 Youth
Subrecipient Type: CBO
Contract Period: 7/1/2023 to 6/30/2024 **Quarter Completed:** 4
Activity Code: 05I Crime Awareness/Prevention
National Objective: LMA Low/Mod Area
Objective: Suitable Living Environment **Outcome:** Sustainability

Project Summary

The project is designed to serve the regions of Pomona and Puente Valley by offering resources and care in efforts to reduce violence and trauma and to promote well-being and healing in our marginalized communities. The proposed uses of the requested CDBG funds is to provide gang intervention and prevention services primarily over Bassett, Valinda, La Puente and Pomona to the targeted population.

Accomplishments and Net Expenditures

Priority Need: CD - Anti-Crime
Performance Indicator: People (General)
Quantitative Accomplishments: Goal: 46,945 This Year: 46,945 Cumulative: 46,945 Ratio: 100.0%
Net Expenditures: Budgeted: \$250,000.00 This Year: \$242,522.00 Cumulative: \$242,522.00 Ratio: 97.0%

Annual Narrative:

Throughout the year, our organization has been actively engaged in community initiatives in Pomona and is now expanding into Puente Valley. Weekly events like Throwback Thursdays and Friday Night Lights were a hit in Pomona, while our Connect Nights are gaining traction. Our VIP team's efforts in gang intervention in Pomona have been commendable. Project accomplishments saw a total of 832, with verified reporting confirming our impact. Our outreach in Puente Valley resulted in increased engagement, serving 1,627 individuals. Tailored events and collaborations with local departments have been instrumental in our success, with recent events like Ringrove Super Saturday showcasing our community impact.

Quarter: 1 **Accomplishment Quantity:** 46,945

Accomplishment Narrative:

We put on bi-weekly events which included Throwback Thursdays (TBTs) and Friday Night Lights (FNLs) in the city of Pomona. Our Connect is just starting to put on weekly events called our Connect Nights. Our VIP team (Street Outreach Specialists) provided gang intervention and violence reduction in the city of Pomona. We are working to expand our work into Puente Valley.

Quarter: 2 **Accomplishment Quantity:** 0

Accomplishment Narrative:

We put on bi-weekly events which included Throwback Thursdays (TBTs) and Friday Night Lights (FNLs) in the city of Pomona. Our Connect is just starting to put on weekly events called our Connect Nights. Our VIP team (Street Outreach Specialists) provided gang intervention and violence reduction in the city of Pomona. We are working to expand our work into Puente Valley.

Q1 Total Project Accomplishment report was incorrect and was updated to 250. Q2 Project Accomplishment were 582. Total Project Accomplishment for Q1 and Q2 = 832. Verified reporting with LACDA staff 01/09/24 and there was no need to update Q1 because: "For nature of your project, when the activity begins to serve the area it is designated to serve, then the goal is deemed to be met". HR - Submitted Q2 report 01/09/24.

2023-2024 CAPER CDBG Activity Listing

(Activities Included in Analysis)

Quarter: 3 **Accomplishment Quantity:** 0

Accomplishment Narrative:

We remain committed to providing community engagement services in Pomona and are actively advancing into Puente Valley through grassroots initiatives. Our active participation in diverse community engagement events within unincorporated areas is gaining momentum, fostering involvement from clients and stakeholders alike. Through these combined efforts, we have successfully served 1,627 individuals this quarter.

Quarter: 4 **Accomplishment Quantity:** 0

Accomplishment Narrative:

For this past quarter, Our commitment to fostering connections, providing resources, and building networks in the unincorporated areas of Puente Valley, has led to increased engagement. Our outreach efforts have been key to this transformation. We tailored our events to engage various age groups, interests, and backgrounds, offering activities like potato sack races, basketball, cornhole, raffles, and listening circles. Collaboration was also at the heart of our success; we've built strong relationships with parks and recreation departments and plan to continue making a significant impact and strengthening community ties in the coming years. At our most recent event, Rimgrove Super Saturday with JU4Y, we served over 160 community members.

2023-2024 CAPER CDBG Activity Listing

(Activities Included in Analysis)

Identification

Project No.: 602562-22 **Jurisdiction:** 1st District
Project Title: La Casa - Community and Emergency Assistance Program (San Gabriel)
IDIS Number: 12234
Operating Agency: La Casa de San Gabriel Community Center
Subrecipient Type: CBO
Contract Period: 10/6/2022 to 6/30/2024 **Quarter Completed:** 2
Activity Code: 05W Food Bank
National Objective: LMC Low/Mod Limited Clientele
Objective: Suitable Living Environment **Outcome:** Availability/Accessibility

Project Summary

In response to COVID-19 this new program provides fresh and non-perishable foods to low- and moderate-income individuals and families, by distributing food on site at La Casa de San Gabriel Community Center.

Accomplishments and Net Expenditures

Priority Need: CD - Public Services
Performance Indicator: People (General)
Quantitative Accomplishments: Goal: 75 This Year: 0 Cumulative: 0 Ratio: 0.0%
Net Expenditures: Budgeted: \$20,000.00 This Year: \$0.00 Cumulative: \$7,746.00 Ratio: 38.7%

Annual Narrative:

During FY 23-24 La Casa distributed a total of 559 food bags to families and 1677 to individuals. La Casa de San Gabriel decided to request the cancellation of further CDBG funding due to challenges in fulfilling necessary reporting requirements for the \$20,000 grant. The contract was initially begun with the previous Executive Director. With staffing changes and difficulties in completing paperwork, especially for the food pantry, the organization finds it challenging to meet the grant's criteria.

Quarter: 1 **Accomplishment Quantity:** 0

Accomplishment Narrative:

During Quarter 1 of July 2023 to September 2023, La Casa distributed food bags to 273 families, and 819 individuals. During Quarter 1 we were able to distribute more fresh vegetables. We continued to distribute the 1st Friday of the month at 2:00pm and the 3rd Friday of the month at 5:00pm. Our distribution schedule is posted on our website and posted in the community.

Quarter: 2 **Accomplishment Quantity:** 0

Accomplishment Narrative:

During Quarter 2 of October 2023 to December 2023, La Casa distributed food bags to 286 families, and 858 individuals. During Quarter 2 we were able to distribute more fresh vegetables. We continued to distribute the 1st Friday of the month at 2:00pm and the 3rd Friday of the month at 5:00pm. Our distribution schedule is posted on our website and posted in the community.

2023-2024 CAPER CDBG Activity Listing

(Activities Included in Analysis)

Identification

Project No.: 601905-23 **Jurisdiction:** 1st District
Project Title: 1st District Clean-Up and Graffiti Deterrent Project
IDIS Number: 12429
Operating Agency: Los Angeles Conservation Corps, Inc.
Subrecipient Type: CBO
Contract Period: 7/1/2023 to 6/30/2024 **Quarter Completed:** 4
Activity Code: 05Z Public Services (General)
National Objective: LMA Low/Mod Area
Objective: Suitable Living Environment **Outcome:** Sustainability

Project Summary

This continuing project provides for a short-term clean-up campaign in community commercial areas of the Unincorporated 1st District through the employment of low-income youth implemented by the Los Angeles Conversation Corps. Identified clean-up sites undergo pressure washing and debris removal and also provides cleanup support services for various community events.

Accomplishments and Net Expenditures

Priority Need: CD - Public Services
Performance Indicator: People (General)
Quantitative Accomplishments: Goal: 121,210 This Year: 121,210 Cumulative: 121,210 Ratio: 100.0%
Net Expenditures: Budgeted: \$200,000.00 This Year: \$177,133.00 Cumulative: \$177,133.00 Ratio: 88.6%
Square Feet of Graffiti Removed: 211,779

Annual Narrative:

The LA Conservation Corps (LA Corps) exceeded the grant deliverables associated with the pressure washing grant outcomes. In total, the LA Corp provided a grand total of 211,779 square feet of sidewalks pressure washed in public right-aways within the SD1 identified corridors located in East LA. In addition, the crew provided support at (3) community events. Due to unforeseen DPW permit requirements (that weren't required for past grants) a SOW modification was submitted and approved, excluding the installation of the graffiti deterrent trellis.

Quarter: 1 **Accomplishment Quantity:** 121,210

Accomplishment Narrative:

During the reporting period of July 1, 2023, through September 30, 2023, or Q1, the Los Angeles Conservation Corps (LA Corps) deployed crew(s) to the following corridors within County Supervisorial District 1 in East Los Angeles. The LA Corps provided 44,481 SQ. FT. of pressure washing services. Activities include deep cleanings with extensive gum/debris removal, general BMPs in place to ensure runoff is managed, and appropriate cleanup. Community events will be scheduled in Q2, and the goal is to procure at least one ROE from owner(s) for the graffiti deterrent (trellis) project(s). See attached data documents for census tract information.

Corridor 1- Cesar Chavez
Corridor 2- 1st Street
Corridor 3- Whittier Blvd.
Corridor 4- Olympic Blvd.
Corridor 5- Beverly Blvd.

Quarter: 2 **Accomplishment Quantity:** 0

Accomplishment Narrative:

2023-2024 CAPER CDBG Activity Listing

(Activities Included in Analysis)

In the Q2 reporting period of 10/1/23-12/31/23, the LA Corps deployed crews to the following corridors within Supervisorial District 1 in East Los Angeles. The LA Corps provided 66,186 SQ. FT. of pressure washing services and provided services at 1 community event on 11/17/23 (see attached flyer). Activities include deep cleanings with extensive gum/debris removal, general BMPs in place to ensure runoff is managed, and appropriate cleanup. Community events will be scheduled in Q2, and the goal is to procure at least one ROE from owner(s) for the graffiti deterrent (trellis) project(s). See attached data documents for census tract information. Corr.1-Cesar Chavez, Corr.2-1st St., Corr.3-Whittier Blvd./Atlantic Blvd., Corr.4-Olympic Blvd., Corr.5-Beverly Blvd. and Corr.6 Whittier/Indiana.

Quarter: 3 **Accomplishment Quantity:** 0

Accomplishment Narrative:

In the Q3 reporting period of 1/1/24-3/31/24, the LA Corps deployed crews to the following corridors within Supervisorial District 1 in East Los Angeles. The LA Corps provided 1,260 SQ. FT. of pressure washing services. Activities include deep cleanings with extensive gum/debris removal, general BMPs in place to ensure runoff is managed, and appropriate cleanup. Additional community events will be scheduled in Q4, and as of 3/13/24 the LA Corps has identified and submitted 2 locations for Graffiti Deterrent Trellis Installment. The LA Corps is currently pending approval from the Department of Public Works to commence work.

Quarter: 4 **Accomplishment Quantity:** 0

Accomplishment Narrative:

In the Q4 reporting period of 4/1/24-6/30/24, the LA Corps deployed crews to the following corridors (see attached exhibits with narrative and before and after photo's) within Supervisorial District 1 in East Los Angeles. The LA Corps provided 99,852 SQ. FT. of pressure washing services. Activities include deep cleanings with extensive gum/debris removal, general BMPs in place to ensure runoff is managed, and appropriate cleanup. Additionally, (2) community events were fulfilled in Q4 (see attached SD1 flyers of events).

2023-2024 CAPER CDBG Activity Listing

(Activities Included in Analysis)

Identification

Project No.: 601905-24 **Jurisdiction:** 1st District
Project Title: 1st District Clean-Up and Graffiti Deterrent Project
IDIS Number:
Operating Agency: Los Angeles Conservation Corps, Inc.
Subrecipient Type: CBO
Contract Period: 7/1/2024 to 6/30/2025
Activity Code: 05Z Public Services (General)
National Objective: LMA Low/Mod Area
Objective: Suitable Living Environment **Outcome:** Sustainability

Project Summary

This continuing project provides for a short-term clean-up campaign in community commercial areas of the Unincorporated 1st District through the employment of low-income youth implemented by the Los Angeles Conversation Corps. Identified clean-up sites undergo pressure washing and debris removal.

Accomplishments and Net Expenditures

Priority Need: CD - Public Services
Performance Indicator: People (General)
Quantitative Accomplishments: Goal: 60,605 This Year: 0 Cumulative: 0 Ratio: 0.0%
Net Expenditures: Budgeted: \$100,000.00 This Year: \$0.00 Cumulative: \$0.00 Ratio: 0.0%

Annual Narrative:

2023-2024 CAPER CDBG Activity Listing

(Activities Included in Analysis)

Identification

Project No.: 602347-20 **Jurisdiction:** 1st District
Project Title: Advanced Green Manufacturing Program - Worker Training Stipend
IDIS Number: 11977
Operating Agency: Miguel Contreras Foundation/USW Local 675
Subrecipient Type: CBO
Contract Period: 11/10/2021 to 6/30/2024 **Quarter Completed:** 4
Activity Code: 05H Employment Training
National Objective: LMC Low/Mod Limited Clientele
Objective: Creating Economic Opportunity **Outcome:** N/A

Project Summary

This new project provides for stipends to workers being trained and assisted with placement into quality, durable jobs in electric bus manufacturing through the Advanced Green Manufacturing Partnership (AGMP) consisting of the Miguel Contreras Foundation, Proterra and the United Steelworkers Local 675 (USW Local 675), Los Angeles County Department of Economic Opportunity, and Jobs to Move America. This project provides underserved, underrepresented populations with training, employment readiness, placement in quality, durable jobs, and career advancement while reducing mass transit greenhouse gas emissions in California.

Accomplishments and Net Expenditures

Priority Need: CD - Economic Development
Performance Indicator: People (General)
Quantitative Accomplishments: Goal: 100 This Year: 24 Cumulative: 64 Ratio: 64.0%
Net Expenditures: Budgeted: \$150,000.00 This Year: \$55,615.00 Cumulative: \$69,055.00 Ratio: 46.0%

Annual Narrative:

Q1: July – September 2023

The training is still in transition to Charter Oak Adult Education in Covina. We have an updated curriculum for EV technology, and the new instructor is Obed Mejia, lead trainer of fleets at Metro LA. We have been provided a classroom and Makers Space area to store equipment for hands-on instruction. The class is 16 weeks, 160 hours, but may change based on instructor availability. The training is scheduled to start on November 14th. MCS AJCC is co-located and will be helping us recruit more youth ages 18-24. Charter Oak has been doing their marketing and there is great interest. We are using a youth grant from JFF. Our goal is fifteen youth.

Q2: October – December 2023

Preparation for first class to begin on November 14, 2023. Work on on-boarding new instructor Obed Mejia with Charter Oak and final class schedule. Provide new HRTF contracts to MCF for MY Workforce Solutions, Manny Meza and Obed Mejia. Creation of flyer with Dorian Esters for distribution in collaboration with MCS and Charter Oak.

Orientation: Zoom meeting with participants with Dorian Esters and Manny Meza.

Recruitment: Successful collaboration between MCS that recruited 12 youth and Charter Oak 13 adults. Out of the 25 recruits, 20 showed up on the first day of class, 18 ended up enrolling, and we graduated 17.

Logistics: Transfer tool kits to Charter Oak to store and secure in the classroom. Walk through with Obed Mejia at Charter Oak with the district. Order textbooks to be delivered by first day of class.

Travel: I traveled with Manny Meza to Oakland to speak at the Asset Funders meeting about our EV training program and the

2023-2024 CAPER CDBG Activity Listing

(Activities Included in Analysis)

importance of philanthropy supporting HRTPs.

Class began on November 14, 2023. Equipment: I worked with Armando to purchase high-voltage protective gear for Obed Mejia.

Field Trips: LA Auto Show – 11/21 purchased tickets for class & instructor, 12/16 Foothill Transit

Success: Successful collaboration between MCS, Charter Oak and MCF for recruitment.

Challenge: The challenge for MCF is to enroll all participants at once due to their absence on the day that Dorian visited. More collaboration between MCF and Charter Oak could help share demographic data. Also, we need to improve our system of sharing attendance.

Q3: January – March 2024

This cohort was completed on Saturday, February 3, 2024. Of the 25 recruits, 18 started on day one and one participant dropped after the holiday break. The results of the certificate exams are as follows:

17/17 passed ASE Level 1

13/17 passed ASE Level 2

17/17 passed the OSHA

all 17 students completed the class

Obed Mejia said that ASE 1 is more important than ASE 2 because it covers the same subject matter as ASE 1. Instructor Mejia did a great job preparing participants and proctoring the exam in the computer room at Charter Oak Adult Education.

The Workshop: On Saturday, January 27th, ActiveSGV came to campus to train participants to assemble e-bikes. The participants were very engaged and excited to be hands-on. They learned about the job demand and opportunities for working in the e-bike sector. They learned that with their foundational training in electronics, they could pursue a job or more training for a pathway that includes e-bikes, forklifts, e-vehicles, e-trucks, and e-buses. We provided lunch and participants were able to ride the e-bikes on the campus.

Speakers: 1/17/24 Manny Meza secured a speaker and start-up business owner of an EV Charging business named Kristopher Turner. It was good for participants to understand that they can use their training in EV to become an entrepreneurs because the sector is emerging.

Resume Workshop: 1/11 MCS provided a resume workshop via Zoom for participants. It was very professional, and all students were urged to reach out to MCS for support.

Soft Skills Training: 1/30-1/31, 2/01 Manny Meza provided soft skills training in the classroom that included topics that ranged from interviewing skills to job performance. Manny Meza retired from the Gas Co. with over 35 years of experience and interviewed over 700 people.

2023-2024 CAPER CDBG Activity Listing

(Activities Included in Analysis)

Job Fair: On 01/29 MCS coordinated an EV job fair, two employers attended, CalTrans and Complete Coach from Riverside, and MCS had a table. We had a meeting with MCS about targeting EV employers so that participants are not redirected to another sector after training. Seven students were given a \$100 incentive for attending.

Graduation: 02/03 On the last day of class, certificates were given. We created one on behalf of MCS and Charter Oak Adult Ed created one of their own. Two exit surveys were given, one was anonymous to gather information on what could be improved. The consensus is that they wanted more hands-on instruction. We were lucky that Obed Mejia was able to bring training boards from another school and rented an EV twice to bring it to class. Also, they really like Obed Mejia and most wanted more training. Mejia teaches in auto at LACC and is the lead auto trainer at Metro. They asked if they could come back for more training when we have a garage.

Next training: A decision was made to start the next cohort on May 07, 2024, to give us time to purchase equipment for the garage. Students overwhelmingly asked for more hands-on training. Mr. Mejia said that he did not want to teach the next cohort if he had to bring his own equipment and EV.

Equipment: We sent a letter to SCAQMD in Diamond Bar asking for the donation of an electric vehicle for training. They responded to the letter and set up a Zoom meeting to learn about our program on 1/26. Dr. Yanez and Armando Loza presented to the group with a PowerPoint about our program and they suggested how they might help. Some suggestions were possible funding, grant partnership, a support letter to CARB, and the donation of charging stations for the garage.

EPA Grant: 03/06 We were contacted by the Sierra Club on behalf of SCAQMD to be included in the proposal for EPA's Climate Pollution Reduction Grant for \$500 million. The budget for EV training is approximately \$2-3 million a year for training in Los Angeles, San Bernadino, and Riverside. We should hear as early as July 2024. They were happy to hear that we are associated with John Frala.

John Frala: (second to left in photo), a retired faculty from Rio Hondo College, is a leader in alternative fuels. He was invited by Dr. Yanez to see our space and offered to donate equipment that he has accumulated over the years for both EV and hydrogen. Mejia teaches in the evening and Frala has agreed to teach for our program during the day when the budget permits. Fortunately, the two have known each other for years and have written curriculum together. John Frala is an appointed advisor to the California Energy Commission and recently won a grant to create a women's academy in alternative fuels. He is excited to work with us to build our program.

DOE (Energywerx) Grant: 03/07 Dorian Esters and Dr. Yanez attended an informational webinar to hear about the Department of Energy's (DOE) Clean Energy and Manufacturing Workforce Training and Technical Assistance Awards. Dr. Yanez is still researching the opportunity, the grant is due 05/16.

Recruitment for Cohort 2: Below is a copy of the current Charter Oak Adult Ed Wait List with a month remaining. Most of those interested are in their 50's and only five of them are between 18 - 24 years old. Not a surprise, the Charter Oak Adult Education catalog gets mailed out to homes.

We will now begin to recruit more youth, our goal is at least 11-15 youth with the rest adults. MCS is not able to assist us with recruiting this cohort because they do not have funding until July. That also means that cannot help us with supportive services and the job fair.

We feel confident that we will be able to meet our cohort 2 goals with our funding and strong team. Armando Loza is leading us and ensuring that we are in compliance as we grow. Dorian Esters will work with Dr. Yanez on recruitment and Manny Meza with employer engagement for the job fair and placements. The whole team has worked together on the process to purchase equipment to ensure that we are ready for May 7th! Naydeline Cruz has been a big help and a great addition to the team!

Q4:

In Q4 we built out the garage, and purchased and installed the auto lift. We also purchased 6 electronic training boards, and benches and stools that we assembled for the garage and students. The class started with 25 students on 06/04/24, and as of 07/26/24, we are currently at 21 active students due to 4 students dropping off. We did not have an AJCC partner for this

2023-2024 CAPER CDBG Activity Listing

(Activities Included in Analysis)

cohort. Our instructor, Obed Mejia will be training a second instructor as a back up.

Direct Benefit (Race/Ethnicity):

<u>Race/Ethnicity</u>	<u>Numbers Assisted</u>
Asian and White - Non-Hispanic	3
Black/African American & White - Non-Hispanic	1
Black/African American - Non-Hispanic	3
Native Hawaiian/Other Pacific Islander - Non Hispanic	1
Other Race - Hispanic	15
White - Non-Hispanic	1
Total	24

Quarter: 1 **Accomplishment Quantity:** 0

Accomplishment Narrative:

The training is still in transition to Charter Oak Adult Education in Covina. We have an updated curriculum for EV technology, and the new instructor is Obed Mejia, lead trainer of fleets at Metro LA. We have been provided a classroom and Makers Space area to store equipment for hands-on instruction. The class is 16 weeks, 160 hours, but may change based on instructor availability. The training is scheduled to start on November 14th. MCS AJCC is co-located and will be helping us recruit more youth ages 18-24. Charter Oak has been doing their marketing and there is great interest. We are using a youth grant from JFF. Our goal is fifteen youth.

Quarter: 2 **Accomplishment Quantity:** 0

Accomplishment Narrative:

Preparation for first class to begin on November 14, 2023. Work on on-boarding new instructor Obed Mejia with Charter Oak and final class schedule. Provide new HRTF contracts to MCF for MY Workforce Solutions, Manny Meza and Obed Mejia. Creation of flyer with Dorian Esters for distribution in collaboration with MCS and Charter Oak.

Orientation: Zoom meeting with participants with Dorian Esters and Manny Meza.

Recruitment: Successful collaboration between MCS that recruited 12 youth and Charter Oak 13 adults. Out of the 25 recruits, 20 showed up on the first day of class, 18 ended up enrolling, and we graduated 17.

Logistics: Transfer tool kits to Charter Oak to store and secure in the classroom. Walk through with Obed Mejia at Charter Oak with the district. Order textbooks to be delivered by first day of class.

Travel: I traveled with Manny Meza to Oakland to speak at the Asset Funders meeting about our EV training program and the importance of philanthropy supporting HRTPs.

Class began on November 14, 2023. Equipment: I worked with Armando to purchase high-voltage protective gear for Obed Mejia.

Field Trips: LA Auto Show – 11/21 purchased tickets for class & instructor, 12/16 Foothill Transit

Success: Successful collaboration between MCS, Charter Oak and MCF for recruitment.

Challenge: The challenge for MCF is to enroll all participants at once due to their absence on the day that Dorian visited. More collaboration between MCF and Charter Oak could help share demographic data. Also, we need to improve our system of sharing attendance.

Quarter: 3 **Accomplishment Quantity:** 0

Accomplishment Narrative:

Q3: January – March 2024

This cohort was completed on Saturday, February 3, 2024. Of the 25 recruits, 18 started on day one and one participant dropped after the holiday break. The results of the certificate exams are as follows:

- 17/17 passed ASE Level 1
- 13/17 passed ASE Level 2
- 17/17 passed the OSHA
- all 17 students completed the class

2023-2024 CAPER CDBG Activity Listing

(Activities Included in Analysis)

Obed Mejia said that ASE 1 is more important than ASE 2 because it covers the same subject matter as ASE 1. Instructor Mejia did a great job preparing participants and proctoring the exam in the computer room at Charter Oak Adult Education.

The Workshop: On Saturday, January 27th, ActiveSGV came to campus to train participants to assemble e-bikes. The participants were very engaged and excited to be hands-on. They learned about the job demand and opportunities for working in the e-bike sector. They learned that with their foundational training in electronics, they could pursue a job or more training for a pathway that includes e-bikes, forklifts, e-vehicles, e-trucks, and e-buses.

We provided lunch and participants were able to ride the e-bikes on the campus.

Speakers: 1/17/24 Manny Meza secured a speaker and start-up business owner of an EV Charging business named Kristopher Turner. It was good for participants to understand that they can use their training in EV to become an entrepreneurs because the sector is emerging.

Resume Workshop: 1/11 MCS provided a resume workshop via Zoom for participants. It was very professional, and all students were urged to reach out to MCS for support.

Soft Skills Training: 1/30-1/31, 2/01 Manny Meza provided soft skills training in the classroom that included topics that ranged from interviewing skills to job performance. Manny Meza retired from the Gas Co. with over 35 years of experience and interviewed over 700 people.

Job Fair: On 01/29 MCS coordinated an EV job fair, two employers attended, CalTrans and Complete Coach from Riverside, and MCS had a table. We had a meeting with MCS about targeting EV employers so that participants are not redirected to another sector after training. Seven students were given a \$100 incentive for attending.

Graduation: 02/03 On the last day of class, certificates were given. We created one on behalf of MCS and Charter Oak Adult Ed created one of their own. Two exit surveys were given, one was anonymous to gather information on what could be improved. The consensus is that they wanted more hands-on instruction. We were lucky that Obed Mejia was able to bring training boards from another school and rented an EV twice to bring it to class. Also, they really like Obed Mejia and most wanted more training. Mejia teaches in auto at LACC and is the lead auto trainer at Metro. They asked if they could come back for more training when we have a garage.

Next training: A decision was made to start the next cohort on May 07, 2024, to give us time to purchase equipment for the garage. Students overwhelmingly asked for more hands-on training. Mr. Mejia said that he did not want to teach the next cohort if he had to bring his own equipment and EV.

Equipment: We sent a letter to SCAQMD in Diamond Bar asking for the donation of an electric vehicle for training. They responded to the letter and set up a Zoom meeting to learn about our program on 1/26. Dr. Yanez and Armando Loza presented to the group with a PowerPoint about our program and they suggested how they might help. Some suggestions were possible funding, grant partnership, a support letter to CARB, and the donation of charging stations for the garage.

EPA Grant: 03/06 We were contacted by the Sierra Club on behalf of SCAQMD to be included in the proposal for EPA's Climate Pollution Reduction Grant for \$500 million. The budget for EV training is approximately \$2-3 million a year for training in Los Angeles, San Bernadino, and Riverside. We should hear as early as July 2024. They were happy to hear that we are associated with John Frala.

John Frala: (second to left in photo), a retired faculty from Rio Hondo College, is a leader in alternative fuels. He was invited by Dr. Yanez to see our space and offered to donate equipment that he has accumulated over the years for both EV and hydrogen. Mejia teaches in the evening and Frala has agreed to teach for our program during the day when the budget permits. Fortunately, the two have known each other for years and have written curriculum together. John Frala is an appointed advisor to the California Energy Commission and recently won a grant to create a women's academy in alternative fuels. He is excited to work with us to build our program.

DOE (Energywerx) Grant: 03/07 Dorian Esters and Dr. Yanez attended an informational webinar to hear about the Department of Energy's (DOE) Clean Energy and Manufacturing Workforce Training and Technical Assistance Awards. Dr. Yanez is still researching the opportunity, the grant is due 05/16.

Recruitment for Cohort 2: Below is a copy of the current Charter Oak Adult Ed Wait List with a month remaining. Most of those interested are in their 50's and only five of them are between 18 - 24 years old. Not a surprise, the Charter Oak Adult Education catalog gets mailed out to homes.

We will now begin to recruit more youth, our goal is at least 11-15 youth with the rest adults. MCS is not able to assist us with recruiting this cohort because they do not have funding until July. That also means that cannot help us with supportive services and the job fair.

2023-2024 CAPER CDBG Activity Listing

(Activities Included in Analysis)

We feel confident that we will be able to meet our cohort 2 goals with our funding and strong team. Armando Loza is leading us and ensuring that we are in compliance as we grow. Dorian Esters will work with Dr. Yanez on recruitment and Manny Meza with employer engagement for the job fair and placements. The whole team has worked together on the process to purchase equipment to ensure that we are ready for May 7th! Naydeline Cruz has been a big help and a great addition to the team!

Quarter: 4 **Accomplishment Quantity:** 24

Accomplishment Narrative:

In Q4 we built out the garage, and purchased and installed the auto lift. We also purchased 6 electronic training boards, and benches and stools that we assembled for the garage and students. The class started with 25 students on 06/04/24, and as of 07/26/24, we are currently at 21 active students due to 4 students dropping off. We did not have an AJCC partner for this cohort. Our instructor, Obed Mejia will be training a second instructor as a back up.

2023-2024 CAPER CDBG Activity Listing

(Activities Included in Analysis)

Identification

Project No.: 602173-19 **Jurisdiction:** 1st District
Project Title: Project Equity - East Los Angeles
IDIS Number: 11409
Operating Agency: Multiplier
Subrecipient Type: CBO
Contract Period: 3/31/2020 to 6/30/2024 **Quarter Completed:** 4
Activity Code: 18B ED Direct: Technical Assistance
National Objective: LMA Low/Mod Area
Objective: Creating Economic Opportunity **Outcome:** Sustainability

Project Summary

This new project provides for technical assistance to small business owners who provide goods and services to the predominantly low-and moderate-income residents of the unincorporated community of East Los Angeles to transition from single ownership to employee ownership in order to continue to create and preserve living wage jobs. Business assistance will include data analysis, feasibility studies, outreach and marketing, and subsidies to transition businesses to employee ownership. This project also provides training to the Los Angeles County Department of Consumer and Business Affairs on transitioning businesses to employee ownership.

Accomplishments and Net Expenditures

Priority Need: CD - Economic Development
Performance Indicator: Businesses
Quantitative Accomplishments: Goal: 6 This Year: 4 Cumulative: 10 Ratio: 166.7%
Net Expenditures: Budgeted: \$127,000.00 This Year: \$83,414.00 Cumulative: \$123,681.00 Ratio: 97.4%

Annual Narrative:

For FY23, Project Equity hosted 7 employee ownership educational webinars. It collaborated with partners in East LA and throughout the County to promote the webinars and used digital advertising.

The agency hosted office hours every first Wednesday of the month, starting in January 2024, at the East LA Entrepreneur Center, and participated in Los Angeles County's Small Business Summit on May 15, 2024 at Cal State Los Angeles.

Project Equity directly engaged 49 business owners in East LA through a direct email campaign to invite them to office hours and upcoming events.

Project Equity provided employee ownership consultations to 4 businesses and employee ownership feasibility assessments with 2 businesses.

The agency provided employee-owner training to Maximum Fun and Proof Bakery.

Businesses Assisted:

<u>Business Name</u>	<u>Duns Number</u>	<u>Type of Business</u>
Park Fierro LLC		Existing Relocating
Kevin A Smola and Associates, Inc.	FERQQ6H8A6L5	New
PILATES EAGLE ROCK LLC	788952310 (DUNS)	Existing Expanded

Quarter: 1 **Accomplishment Quantity:** 1

Accomplishment Narrative:

During the first quarter, Project Equity provided 1 consultation to a business in Supervisorial District 1 on employee ownership. The agency began an employee ownership feasibility assessment with one additional business in Supervisorial District 1 this Monday, September 30, 2024

2023-2024 CAPER CDBG Activity Listing

(Activities Included in Analysis)

quarter that completed an employee ownership consultation last quarter (previously reported as part of activity accomplishments). The agency also began providing post-transition employee-owner training Maximum Fun and continued post-transition employee-owner training with Proof Bakery, both in Supervisorial District 1 (both previously reported as part of activity accomplishments).

Quarter: 2 **Accomplishment Quantity:** 1

Accomplishment Narrative:

Project Equity provided one small business consultation to a business in Supervisorial District 1 on employee ownership this second quarter.

The agency began an employee ownership feasibility assessment with an additional business that completed an initial employee ownership consultation last quarter. The employee ownership feasibility assessment is a structured 12 to 20 week program to assess viability, readiness, and transition options.

The agency also continued an employee ownership feasibility assessment with a second business that began an employee ownership feasibility assessment last quarter.

Project Equity continued providing post-transition employee-owner training Maximum Fun and Proof Bakery, both in Supervisorial District 1.

Quarter: 3 **Accomplishment Quantity:** 1

Accomplishment Narrative:

Project Equity provided 1 consultation to a business in Supervisorial District 1 on employee ownership this 3rd quarter.

The agency continued employee ownership feasibility assessments with two businesses in Supervisorial District 1 this 3rd quarter.

The agency also continued providing post-transition employee-owner training Maximum Fun and Proof Bakery, both in Supervisorial District 1.

Since January, the agency has held office hours every first Wednesday of the month at the East LA Entrepreneur Center. The agency continues digital outreach and awareness raising as well as educational webinars targeting the priority jurisdiction.

Quarter: 4 **Accomplishment Quantity:** 1

Accomplishment Narrative:

During Q4, Project Equity provided 1 consultation to a business in Supervisorial District 1 on employee ownership. The agency continued employee ownership feasibility assessments with 2 businesses in Supervisorial District 1.

The agency also continued providing post-transition employee-owner training Maximum Fun and Proof Bakery, in Supervisorial District 1.

Since January, the agency has held office hours every first Wednesday of the month at the East LA Entrepreneur Center. The agency also participated in Los Angeles County's Small Business Summit on May 15, 2024 at Cal State Los Angeles in District 1, as part of the County's Economic Mobility Initiative.

The agency continues digital outreach and awareness raising as well as educational webinars targeting the priority jurisdiction.

2023-2024 CAPER CDBG Activity Listing

(Activities Included in Analysis)

Identification

Project No.: 601224-23 **Jurisdiction:** 1st District
Project Title: F.I.E.S.T.A. Program
IDIS Number: 12314
Operating Agency: New Horizons Caregivers Group
Subrecipient Type: CBO
Contract Period: 7/1/2023 to 6/30/2024 **Quarter Completed:** 4
Activity Code: 05Z Public Services (General)
National Objective: LMC Low/Mod Limited Clientele
Objective: Suitable Living Environment **Outcome:** Availability/Accessibility

Project Summary

This project provides funds to run the FIESTA (Family Incentives Equals Students Taking Action) Program, which provides emergency food and free educational supplies to low-income families with at-risk students who attend Title I schools and live in the First Supervisorial District.

Accomplishments and Net Expenditures

Priority Need: CD - Public Services
Performance Indicator: People (General)
Quantitative Accomplishments: Goal: 280 This Year: 251 Cumulative: 251 Ratio: 89.6%
Net Expenditures: Budgeted: \$60,000.00 This Year: \$59,998.00 Cumulative: \$59,998.00 Ratio: 100.0%

Annual Narrative:

New Horizons Caregivers Group (NHCG) served 251 low-income families from the Los Angeles County First District Unincorporated La Puente area with free groceries, school supplies, backpacks, Covid-19 educational information, masks, hand sanitizers, gloves, and toy incentives from July 3, 2023, through June 30, 2024. All 251 families reported extremely low income. The monthly amount of grocery items provided was enough to supply food for 20,000 meals. Based on an average income of \$38,650 for a family of five, NHCG was able to reduce families' monthly budgets by 5.5%.

Direct Benefit (Race/Ethnicity):

<u>Race/Ethnicity</u>	<u>Numbers Assisted</u>
American Indian/Alaskan Native & Black/African American - Hispanic	1
Asian - Non-Hispanic	2
Native Hawaiian/Other Pacific Islander - Non Hispanic	1
Other Race - Hispanic	243
Other Race - Non-Hispanic	3
White - Hispanic	1
Total	251

Direct Benefit (Income):

<u>Income Level</u>	<u>Numbers Assisted</u>
Extremely Low	251
Total	251

Quarter: 1 **Accomplishment Quantity:** 75

Accomplishment Narrative:

In July, August and September 2023 New Horizons Caregivers Group had a food distribution once a month on the second Tuesday of every month. 425 stuffed backpacks were giving out in July 2023 to our neediest families. 75 extremely low-income families were given out on Monday, September 30, 2024

2023-2024 CAPER CDBG Activity Listing

(Activities Included in Analysis)

income families registered for food. The food items and school supplies given to each family monthly was approximately \$105. Based on the reported income levels, this represents a 5-7% monthly savings for each family served by the F.I.E.S.T.A. (Family Incentives Equals Students Taking Action) Program. This 5-7% savings helps these low-income families pay for housing, car payments, gasoline and other basic life necessities.

Quarter: 2 **Accomplishment Quantity:** 100

Accomplishment Narrative:

New Horizons Caregivers Group has served the community monthly since October 1, 2024. The following items were provided, toys, stuffed backpacks, food to schools and families in need. Over 8 schools were served, 100 extremely low-income families registered, 205 families received food on Thanksgiving, and 220 families were given food and gifts on Christmas. Schools also collected 7000 canned food items which benefited the group.

Quarter: 3 **Accomplishment Quantity:** 76

Accomplishment Narrative:

During Quarter 3, New Horizons Caregivers Group identified and registered 76 new low-income families with at-risk youth in the household. Each newly registered family lived in the Unincorporated Los Angeles' First District and received emergency food and free school supplies in January, February, and March of 2024. In total, over 300 family members benefited from this program. The program is called F.I.E.S.T.A. (Family Incentives Equals Students Taking Action).

Quarter: 4 **Accomplishment Quantity:** 0

Accomplishment Narrative:

New Horizons Caregivers Group (NHCG) provided groceries and school supplies to seven low-income elementary school sites and homeless families. They served 251 families monthly, reducing their budgets by 5.5%. The total value of products provided in April, May, and June 2024 is estimated to be over \$95,000. NHCG also provided toy incentives to eight (8) elementary schools to encourage student attendance during the final testing week.

2023-2024 CAPER CDBG Activity Listing

(Activities Included in Analysis)

Identification

Project No.: 602365-23 **Jurisdiction:** 1st District
Project Title: Grants for Small Business with Technical Assistance - 1st District
IDIS Number: 12342
Operating Agency: PACE Finance Corporation
Subrecipient Type: CBO
Contract Period: 7/1/2023 to 6/30/2024 **Quarter Completed:** 4
Activity Code: 18A ED Direct: Direct Financial Assistance to For Profit Business
National Objective: LMJ Low/Mod Jobs
Objective: Creating Economic Opportunity **Outcome:** Availability/Accessibility

Project Summary

This program helps stabilize struggling small businesses by providing financial and technical assistance. Grants ranging up to \$10,000 help launch, stabilize, and grow small businesses located within the unincorporated areas of the 1st District.

Accomplishments and Net Expenditures

Priority Need: CD - Economic Development
Performance Indicator: Jobs
Quantitative Accomplishments: Goal: 50 This Year: 144 Cumulative: 144 Ratio: 288.0%
Net Expenditures: Budgeted: \$500,000.00 This Year: \$500,000.00 Cumulative: \$500,000.00 Ratio: 100.0%

Annual Narrative:

During this program year, PACE conducted various outreach and marketing efforts. As a result, we received 1,805 grant inquiries and have identified 367 eligible businesses. A total of 59 businesses who experienced economic hardship received grant funds (\$5k or \$10k grants), which retained 144 jobs or 115.25FTE. The grant fund resulted in 86 full-time, 8 three-quarter time, 43 half-time, and 7 quarter-time jobs retained. 53 are extremely low, 65 are low, and 26 are moderate-income people. Out of the 144 individuals, 61 of them are female head-of-household.

Direct Benefit (Race/Ethnicity):

<u>Race/Ethnicity</u>	<u>Numbers Assisted</u>
Asian - Non-Hispanic	60
Black/African American - Non-Hispanic	2
Native Hawaiian/Other Pacific Islander - Non Hispanic	1
Other Race - Hispanic	75
Other Race - Non-Hispanic	2
White - Non-Hispanic	4
Total	144

Direct Benefit (Income):

<u>Income Level</u>	<u>Numbers Assisted</u>
Above Moderate	26
Extremely Low	53
Low	65
Total	144

Jobs Retained:

<u>Job Category</u>	<u>Permanent Jobs</u>	<u>Permanent FTE Jobs</u>	<u>Low / Mod Jobs</u>
Full-Time (40 Hrs.):	86.00	86.00	86.00

2023-2024 CAPER CDBG Activity Listing

(Activities Included in Analysis)

Half-Time (20 Hrs.):	43.00	21.50	43.00
Quarter-Time (10 Hrs.):	7.00	1.75	7.00
Three-Quarter-Time (30 Hrs.):	8.00	6.00	8.00
Total	144.00	115.25	144.00

Businesses Assisted:

<u>Business Name</u>	<u>Duns Number</u>	<u>Type of Business</u>
Abarca Taco Pub		Existing Expanded
ADL Art & Education Inc.		Existing Expanded
AK 1 Motorsports		Existing Expanded
Akira Nishi Inc		Existing Expanded
Alegre Trucking LLC		Existing Expanded
AMS Royal Group Inc		Existing Expanded
Augusto Cesar		Existing Expanded
Baskin Robbins #6116		Existing Expanded
Bk Marketing Enterprises LLC		Existing Expanded
Budget with Jazmin LLC		Existing Expanded
C.E.L. International Group Inc.		Existing Expanded
Cali Toner LLC		Existing Expanded
Chavez Family Child Care		Existing Expanded
Chuntao Zou		Existing Expanded
D Mendoza Dealer Inc		Existing Expanded
Dan Accounting		Existing Expanded
Daniel J. Allen O.D. Inc.		Existing Expanded
Dean by Dean Noodles		Existing Expanded
Dimension Artistry Salon		Existing Expanded
Earlybird Milkbread		Existing Expanded
East Los TAcos		Existing Expanded
Eastside Family Medical Associations, Inc.		Existing Expanded
EMEF LLC		Existing Expanded
First Aid Bravo		Existing Expanded
Folklore De Mexico Mi Hacienda Inc.		Existing Expanded
Greater Industrial Supply LLC		Existing Expanded
Heidi Angelica Virgen		Existing Expanded
In and Out Center Plus		Existing Expanded
Jacobs Flowers and More Corp.		Existing Expanded
JJ East LA, LLC		Existing Expanded
Kinky Kontrol		Existing Expanded
L.A. Multi-Services & Auto Registration		Existing Expanded
Lili Investment and Trading LLC		Existing Expanded
Lily's Beauty Salon		Existing Expanded
Lindberg Snider Mfg., Inc.		Existing Expanded
Luna Lunera Studio		Existing Expanded
Ly Family Kitchen Inc.		Existing Expanded
M&W Income Tax Services		Existing Expanded
Mama of Queens \$5 Bling		Existing Expanded
Manderley Exotic Teas		Existing Expanded
Mermaid Beauty Center		Existing Expanded

2023-2024 CAPER CDBG Activity Listing

(Activities Included in Analysis)

Mexport Multiservices	Existing Expanded
Mona Fang	Existing Expanded
Nelcos Services & Management Inc.	Existing Expanded
Olympic Dry Cleaners	Existing Expanded
Outter City Arts LA LLC	Existing Expanded
RS Newdreams Inc DBA Tutti Frutti	Existing Expanded
Salazar Family Child Care	Existing Expanded
Sara's Market	Existing Expanded
SCL Enterprise, Inc	Existing Expanded
Shujing Road Share Service	Existing Expanded
SJ Design Express	Existing Expanded
Sweet and Frozen, LLC	Existing Expanded
Sweet Yuting LLC	Existing Expanded
T&F Produce	Existing Expanded
The Naked Elephant Coaching and Leadership Group	Existing Expanded
Tocayo Solutions, Inc	Existing Expanded
XianPing Ruan	Existing Expanded
YFK, Inc	Existing Expanded

Grants/Loans:

Quarter	Grants	Loans
4	59	0
Total	59	0

Quarter: 1 **Accomplishment Quantity:** 0

Accomplishment Narrative:

PACE focused on outreach and marketing to recruit eligible businesses. We followed up with prior eligible businesses who had incomplete grant applications. We also coordinated with various partners to share grant information and disseminate flyers. Grant information was also shared during the East LA Small Business Roundtable meeting on 9/28/23. A mass mailing campaign was conducted in Sept 2023. Other outreach and marketing efforts include the following:

- 1.PACE Website posting
- 2.E-Blast
- 3.In-language flyer distributions

As a result, we recruited 579 eligible businesses and have identified 227 eligible businesses. 42 businesses were enrolled, and 18 completed applications were received.

Quarter: 2 **Accomplishment Quantity:** 0

Accomplishment Narrative:

The focus on Q2 was on assisting eligible businesses that that had incomplete grant applications. We also continued with outreach, which included website posting, E-blast, in-language flyer distributions, a workshop on 12/19/2023, a postcard mailing campaign (distributed 2,500 postcards) and 2 in-person meetings with East LA street vendors.

Ending Q2, we have 1,076 businesses who completed the pre-registration form, out of which 315 businesses had been identified as eligible, 74 were enrolled into the program and 50 had completed the grant application. The objective is to target 50 awardees for Round 4, ensuring that deserving businesses receive the necessary support and assistance through the PACE Small Business Grant Program.

Quarter: 3 **Accomplishment Quantity:** 0

Accomplishment Narrative:

392 businesses completed the pre-registration form. Among them, 40 were found eligible while 352 were deemed ineligible. By the end of the 3rd quarter, 355 eligible businesses were identified, 83 were enrolled in the program and 63 completed grant

2023-2024 CAPER CDBG Activity Listing

(Activities Included in Analysis)

application. 7 applicants were disqualified for various reasons such as being previous awardees or having inactive businesses or rental income.

In preparation for the Round 4 awards ceremony, PACE reached out to the Office of Supervisor Hilda Solis to inquire about her availability with potential dates of 5/29/24, 5/30/24, and 5/31/24. The supervisor's office will be responsible for securing the venue for the awards ceremony. The total grant amount to be distributed for Round 4 is \$410,000.

Quarter: 4 **Accomplishment Quantity:** 144

Accomplishment Narrative:

During 4th quarter, there was an awards ceremony held on June 7, 2024, at the East LA Civic Center. A total of 59 grants (increments of \$5k or \$10k) were awarded with a total grant amount of \$410,000. As a result, 144 jobs, totaling 115.25 FTE were retained.

2023-2024 CAPER CDBG Activity Listing

(Activities Included in Analysis)

Identification

Project No.: 602365-24 **Jurisdiction:** 1st District
Project Title: Grants for Small Business with Technical Assistance - 1st District
IDIS Number:
Operating Agency: PACE Finance Corporation
Subrecipient Type: CBO
Contract Period: 7/1/2024 to 6/30/2025
Activity Code: 18A ED Direct: Direct Financial Assistance to For Profit Business
National Objective: LMJ Low/Mod Jobs
Objective: Creating Economic Opportunity **Outcome:** Availability/Accessibility

Project Summary

This program helps stabilize struggling small businesses by providing financial and technical assistance. Grants ranging up to \$10,000 help launch, stabilize, and grow small businesses located within the unincorporated areas of the 1st District.

Accomplishments and Net Expenditures

Priority Need: CD - Economic Development
Performance Indicator: Jobs
Quantitative Accomplishments: Goal: 75 This Year: 0 Cumulative: 0 Ratio: 0.0%
Net Expenditures: Budgeted: \$750,000.00 This Year: \$0.00 Cumulative: \$0.00 Ratio: 0.0%

Annual Narrative:

2023-2024 CAPER CDBG Activity Listing

(Activities Included in Analysis)

Identification

Project No.: 602330-23 **Jurisdiction:** 1st District
Project Title: 1st District Clean-Up and Graffiti Prevention Projects
IDIS Number: 12458
Operating Agency: San Gabriel Valley Conservation and Service Corps
Subrecipient Type: CBO
Contract Period: 9/13/2023 to 6/30/2024 **Quarter Completed:** 4
Activity Code: 05Z Public Services (General)
National Objective: LMA Low/Mod Area
Objective: Suitable Living Environment **Outcome:** Sustainability

Project Summary

This continuing project provides for a short-term clean-up campaign and beautification projects for commercial areas within and serving primarily residential communities of the Unincorporated 1st District. Identified activities include but not limited to:

1. Pressure washing of identified clean-up sites, one-time pickup of illegally dumped bulky items, graffiti abatement to include removal, planting trellises/vines and use of anti-graffiti paint.
2. Planting of native and/or drought tolerant plants, weed abatement, and clean-ups along communal rights-of-way.
3. Assisting low-income, elderly seniors with one-time weed abatement for health and safety concerns. 10% of program funding will be utilized for this specified activity.

50% of program funding will be utilized for Hacienda Heights, Rowland Heights, the Unincorporated Azusa and Covina areas, and 50% of program funding will be utilized for the Unincorporated areas of Avocado Heights, Bassett, South San Jose Hills, Valinda, and West Puente Valley.

Accomplishments and Net Expenditures

Priority Need: CD - Public Services
Performance Indicator: People (General)
Quantitative Accomplishments: Goal: 76,420 This Year: 76,420 Cumulative: 76,420 Ratio: 100.0%
Net Expenditures: Budgeted: \$200,000.00 This Year: \$188,567.00 Cumulative: \$188,567.00 Ratio: 94.3%

Annual Narrative:

Over the course of the year, SGVCC crews completed a total of 133 projects, removing approximately 115,396 pounds of illegally dumped items. Additionally, two native planting projects were completed in Valinda. Furthermore, three senior support projects were successfully carried out in South San Jose Hills, Basset, and Hacienda Heights.

Avocado Heights- 6,520 lbs.
Bassett- 18,703 lbs.
South San Jose Hills- 44,202 lbs.
Valinda- 23,317 lbs.
West Puente Valley- 11,474 lbs.

Hacienda Heights- 19,764 lbs.
Rowland Heights-0
Unincorporated Azusa- 1,190 lbs.
Unincorporated Covina- 4,426 lbs.

Approximate Total: 64.8 tons or 129,596 lbs.

Quarter: 1 **Accomplishment Quantity:** 76,420

2023-2024 CAPER CDBG Activity Listing

(Activities Included in Analysis)

Accomplishment Narrative:

During the first quarter, (4) clean-up projects were complete. These projects were comprised of removing illegally dumped items and litter throughout residential areas in the unincorporated area of South San Jose Hills. Approximately 7.1 tons of illegally dumped items was collected during first 1st quarter.

Quarter: 2 **Accomplishment Quantity:** 0

Accomplishment Narrative:

During the second quarter, (31) clean-up projects were complete. These projects were comprised of removing illegally dumped items and litter throughout residential areas in the unincorporated areas of Puente Valley (Avocado Heights, Bassett, South San Jose Hills, Valinda, and West Puente Valley) and Unincorporated Hacienda Heights, Rowland Heights, Unincorporated Azusa and Unincorporated Covina. Approximately 8.8 tons of illegally dumped items was collected during first 1st quarter.

Avocado Heights- 0
Bassett-0
South San Jose Hills- 2.35
Valinda- 1.88
West Puente Valley- 1.54

Hacienda Heights- 1.75
Rowland Heights-0
Unincorporated Azusa-0
Unincorporated Covina- 1.28

Approx. Total= 8.8 Tons or 17,600 lbs.

Quarter: 3 **Accomplishment Quantity:** 0

Accomplishment Narrative:

During the third quarter, (40) clean-up projects were completed. These projects were comprised of removing illegally dumped items and litter throughout residential areas in the unincorporated areas of Puente Valley (Avocado Heights, Bassett, South San Jose Hills, Valinda, and West Puente Valley) and Unincorporated Hacienda Heights, Rowland Heights, Unincorporated Azusa and Unincorporated Covina. Approximately 26.08 tons of illegally dumped items was collected during the third quarter.

Avocado Heights- .54
Bassett- 4.3315
South San Jose Hills- 8.396
Valinda- 5.9035
West Puente Valley- 2.974

Hacienda Heights- 3.65
Rowland Heights-0
Unincorporated Azusa- .29
Unincorporated Covina- 0

Approximate Total: 26.08 Tons or 52,160 lbs

Quarter: 4 **Accomplishment Quantity:** 0

Accomplishment Narrative:

During the fourth quarter, (58) projects were completed. These projects were comprised of removing illegally dumped items, litter abatement, native planting (2), vine painting (1), canvassing, pressure washing (1) cleaning 770 sq. ft, and senior support projects(3) throughout LA County unincorporated areas. The anti-graffiti vine painting project covered approximately 540 sq. ft and included scraping off multiple layers of old paint.

Avocado Heights- 5,440 lbs.
Bassett- 10,040 lbs.
South San Jose Hills- 8,510 lbs.
Valinda- 7,750 lbs.
West Puente Valley- 2,446 lbs.

2023-2024 CAPER CDBG Activity Listing

(Activities Included in Analysis)

Hacienda Heights- 8,964 lbs.

Rowland Heights-0

Unincorporated Azusa- 610 lbs.

Unincorporated Covina- 1,866 lbs.

Approximate Total: 22.8 tons or 45,626 lbs.

2023-2024 CAPER CDBG Activity Listing

(Activities Included in Analysis)

Identification

Project No.: 602330-24 **Jurisdiction:** 1st District
Project Title: 1st District Clean-Up and Graffiti Prevention Projects
IDIS Number:
Operating Agency: San Gabriel Valley Conservation and Service Corps
Subrecipient Type: CBO
Contract Period: 7/1/2024 to 6/30/2025
Activity Code: 05Z Public Services (General)
National Objective: LMA Low/Mod Area
Objective: Suitable Living Environment **Outcome:** Sustainability

Project Summary

This continuing project provides for a short-term clean-up campaign and beautification projects for commercial areas within and serving primarily residential communities of the Unincorporated 1st District. Identified activities.

Accomplishments and Net Expenditures

Priority Need: CD - Public Services
Performance Indicator: People (General)
Quantitative Accomplishments: Goal: 38,210 This Year: 0 Cumulative: 0 Ratio: 0.0%
Net Expenditures: Budgeted: \$100,000.00 This Year: \$0.00 Cumulative: \$0.00 Ratio: 0.0%

Annual Narrative:

2023-2024 CAPER CDBG Activity Listing

(Activities Included in Analysis)

Identification

Project No.: 601387-23 **Jurisdiction:** 1st District
Project Title: Senior Empowerment Program - Union Pacific
IDIS Number: 12316
Operating Agency: YWCA of Greater Los Angeles
Subrecipient Type: CBO
Contract Period: 7/1/2023 to 6/30/2024 **Quarter Completed:** 4
Activity Code: 05A Senior Services
National Objective: LMC Low/Mod Limited Clientele
Objective: Suitable Living Environment **Outcome:** Availability/Accessibility

Project Summary

This continuing program assists seniors in remaining healthy and active through participation in recreational, educational, and leisure activities by providing education seminars to maintain health, recreation activities for movement and empowerment skills, social networking events to increase socialization and decrease isolation, financial literacy seminars, and strategic ways to eliminate racism. The program will be offered to senior residents in the unincorporated area of East Los Angeles and will be held at the YWCA Union Pacific Empowerment Center.

Accomplishments and Net Expenditures

Priority Need: CD - Senior Programs
Performance Indicator: People (General)
Quantitative Accomplishments: Goal: 85 This Year: 35 Cumulative: 35 Ratio: 41.2%
Net Expenditures: Budgeted: \$45,000.00 This Year: \$45,000.00 Cumulative: \$45,000.00 Ratio: 100.0%

Annual Narrative:

Union Pacific senior program continues with workshops, informational sessions, socialization. Partnership with the Department of Public Health, Mental Health and Alzheimer's Los Angeles taught participants ways to care for their health. Seniors have stated they really enjoy the classes, they learn, and look forward to participating in the next workshop. Field trips have influenced seniors to visit unfamiliar places they have never been before and learn more about historical artifacts presented to them. Seniors continue to create memories and build community within each other. Seniors have stated they are grateful to have a program that genuinely cares about them, celebrates them, and most importantly is always welcoming. This year 31 seniors were served from required zip codes.

Direct Benefit (Race/Ethnicity):

<u>Race/Ethnicity</u>	<u>Numbers Assisted</u>
White - Hispanic	33
White - Non-Hispanic	2
Total	35

Direct Benefit (Income):

<u>Income Level</u>	<u>Numbers Assisted</u>
Moderate	35
Total	35

Quarter: 1 **Accomplishment Quantity:** 28

Accomplishment Narrative:

Union Pacific Empowerment Center re-opened the Senior Lunch Program partnership with Human Services Association (HSA), currently has 28 participants enrolled in the meal service. Seniors participate in Nutrition classes. A group of 10 seniors are actively engaged in a 6-week class learning digital connections, and social media. Participants will keep a Chromebook that

2023-2024 CAPER CDBG Activity Listing

(Activities Included in Analysis)

they were using for the class upon completion of the series. Seniors enjoy a weekly visit from Veteran who plays Spanish music while they enjoy a healthy lunch. Music brings memories as seniors join in singing. Seniors continue to enjoy the socialization taking place daily. UPEC will host a Community Resource Fair soon to showcase our programs and recruit more senior participants to join.

Quarter: 2 **Accomplishment Quantity:** 2

Accomplishment Narrative:

Quarter 2, began with instruction provided by Melanie Gomez, Life Enrichment Coordinator. The program strives to provide seniors with in-person activities focusing on their social and emotional development, nutritional courses, recreational development, educational workshops, maintaining healthier lifestyles and field trips. Nutritional and physical activity classes are provided weekly. Nevertheless, seniors are also given a weekly workshop. Courses vary from diabetes, emotional well-being, cultural traditions, tea day, history, and the function of the brain, etc. Lastly, seniors participate in historical fieldtrips; for example, Ronald Reagan Library, participants learned about the important historical movements President Reagan did for the country and viewed historical artifacts.

Quarter: 3 **Accomplishment Quantity:** 2

Accomplishment Narrative:

The program strives to provided seniors with in-person activities focusing on their social and emotional development, nutritional courses, recreational development, educational workshops, maintaining healthier lifestyles and fielders. Nutritional and physical activity classes are provided weekly. Nevertheless, seniors are also given a weekly workshop. Courses vary from diabetes, emotional well-being, cultural traditions, history, the function of the brain, etc. Lastly, seniors participate in historical field trips; for example, Ronald Reagan Library, participants learned about the important historical movements President Reagan did for the country and viewed historical artifacts.

Quarter: 4 **Accomplishment Quantity:** 3

Accomplishment Narrative:

During Quarter 4 seniors were provided with continued in person instruction held by Life Enrichment Coordinator, Melanie Gomez. Activities include workshops to increase engagement in socialization, physical and emotional well-being, to enhance a positive community. Senior field trips and holiday celebrations promote a positive atmosphere. Senior actively joined nutritional, dance therapy, and physical activity classes to increase educational accomplishments. Finally, workshops given help provide primary awareness to seniors on various topics including stress management, mental health, and cultural appreciation.

2023-2024 CAPER CDBG Activity Listing

(Activities Included in Analysis)

Identification

Project No.: 601388-23 **Jurisdiction:** 1st District
Project Title: Youth Development Program - Union Pacific
IDIS Number: 12317
Operating Agency: YWCA of Greater Los Angeles
Subrecipient Type: CBO
Contract Period: 7/1/2023 to 6/30/2024 **Quarter Completed:** 4
Activity Code: 05D Youth Services
National Objective: LMC Low/Mod Limited Clientele
Objective: Suitable Living Environment **Outcome:** Availability/Accessibility

Project Summary

This continuing youth program provides youth aged 13-19 a supervised environment during the critical hours after school. Services provided include life skills education, workshops, and recreational and educational outings. This program will provide these services to youth residing within the East Los Angeles area through the YWCA Union Pacific Empowerment Center.

Accomplishments and Net Expenditures

Priority Need: CD - Youth Programs
Performance Indicator: People (General)
Quantitative Accomplishments: Goal: 35 This Year: 16 Cumulative: 16 Ratio: 45.7%
Net Expenditures: Budgeted: \$45,000.00 This Year: \$44,313.00 Cumulative: \$44,313.00 Ratio: 98.5%

Annual Narrative:

Throughout the year, youth obtained workshops in Life skills, Empowerment tools, Cultural Awareness, Financial Literacy, Art, Mental Health Awareness, and an Entrepreneurial Program with Competition during Summer and Afterschool Programming. Virtual Check in calls was still a means for the Program Coordinator to maintain relationships with program participants, providing one on one homework assistance, resources, information, and guidance for those who could not attend in-person program. Youth were treated to special holiday hours and celebrations. Four (4) high school volunteers fulfilled their service hours throughout the year. 16 youth have been served meeting the CDBG requirements for the year.

Direct Benefit (Race/Ethnicity):

<u>Race/Ethnicity</u>	<u>Numbers Assisted</u>
White - Hispanic	16
Total	16

Direct Benefit (Income):

<u>Income Level</u>	<u>Numbers Assisted</u>
Above Moderate	1
Extremely Low	4
Low	11
Total	16

Quarter: 1 **Accomplishment Quantity:** 4

Accomplishment Narrative:

This fiscal year began during Summer Programming where youth learned about the artist Georges Seurat and Pointillism taking on the challenge of creating their own "Sunday Afternoon" watercolor paintings. Youth were asked where in the world they would like to travel, as their summer final project, incorporating Life skills, Empowerment tools, Cultural Awareness, Financial Literacy, and Art. On the final day, the youth presented their projects and enjoyed pizza, games, gift cards, and a gift bag with

2023-2024 CAPER CDBG Activity Listing

(Activities Included in Analysis)

some school supplies. The Afterschool Youth Program is currently open for homework assistance and High School Volunteer Opportunities. UPEC has served 4 participants who meet the CDBG requirements during Quarter 1.

Quarter: 2 **Accomplishment Quantity:** 2

Accomplishment Narrative:

During Quarter 2, youth participated in a Halloween themed check in call, receiving program updates and information, those in attendance received a goodie treat bag. In November 2023, a participant at the Walnut Park Center, joined the UPEC Youth program to obtain afterschool homework assistance. The youth's mother is very grateful for the added assistance her son received, seeing an improvement in his overall work and attitude. In December 2023, ten (10) youth celebrated the holiday season with a pizza party, holiday movie, and treats. Also, in December 2023, UPEC hosted a Community Resource Fair to aide in promoting and gaining participants. UPEC has served 6 participants who meet the CDBG requirements during Quarter 2.

Quarter: 3 **Accomplishment Quantity:** 2

Accomplishment Narrative:

Youth have been participating in weekly virtual Entrepreneurial Program Classes preparing youth for the May competition. Youth participated in two Cultural Awareness workshops celebrating the Lunar New Year, learning about customs, Chinese Zodiac Signs, and Dragon Dance. In honor of Cesar Chavez Day, youth viewed the 2014 Chavez film, and discussed his peaceful hunger strikes. During Spring Break, youth participated in crafts, raffles, goodies, and an egg hunt. In celebration of Women's History Month, youth created "all women are flowers" using each petal to describe a woman who has inspired their lives. During the Quarter 2 and 3, participants were added in the CDBG system, making an overall total of 8 participants.

Quarter: 4 **Accomplishment Quantity:** 8

Accomplishment Narrative:

During Quarter 4, youth continued virtual Entrepreneurial Program Classes, in preparation for the May 2024 virtual competition. Two youth presented their business pitches earning incentives and raffle prizes. Youth created dry air clay crafts to gift their mother's. A discussion along with obtaining handouts, providing youth with age-appropriate checklist, ideas, activities, and self-care information to commemorate Mental Health Awareness Month. A STEM Slime making activity, so they could have whenever they needed a time out from stress, anxiety. Quarter 4 ended with the beginning of summer programming, offering Life skills, art, cultural awareness, and overall health workshops. During Quarter 4 eight (8) youth were added into the CDBG system.

2023-2024 CAPER CDBG Activity Listing

(Activities Included in Analysis)

Identification

Project No.: E99520-23 **Jurisdiction:** 1st District
Project Title: After-School Program
IDIS Number: 12421
Operating Agency: City of San Gabriel
Subrecipient Type: Participating City
Contract Period: 7/20/2023 to 6/30/2024 **Quarter Completed:** 4
Activity Code: 05L Child Care Services
National Objective: LMC Low/Mod Limited Clientele
Objective: Suitable Living Environment **Outcome:** Availability/Accessibility

Project Summary

This continuing program provides supervised recreational activities for children and youth ages 5-14 years old from the surrounding Los Angeles County unincorporated area and the City of San Gabriel during after school hours and over the summer breaks at Jefferson Middle and Roosevelt Elementary school locations and at McKinley and Smith Parks.

Accomplishments and Net Expenditures

Priority Need: CD - Youth Programs
Performance Indicator: People (General)
Quantitative Accomplishments: Goal: 52 This Year: 173 Cumulative: 173 Ratio: 332.7%
Net Expenditures: Budgeted: \$20,630.00 This Year: \$20,630.00 Cumulative: \$20,630.00 Ratio: 100.0%

Annual Narrative:

The City of San Gabriel tremendously expanded and enhanced the Jefferson Sports Program for students in grades 6-8, with staff working hard with the San Gabriel Unified School District to help achieve this. The program had offering throughout most of the year with sports such as Volleyball, Basketball, Flag Football and Soccer. Flag Football and Volleyball had both a varsity and a JV team. Participants in each sport competed in games and playoff in either 210 League games or SCMAF (Southern California Municipal Athletic Federation) games depending on the sport. Staff is currently offering Summer Jefferson Sports. Programming at Roosevelt Elementary school was offered through January 19 but then concluded due to low enrollment and lack of need due to school's other program offerings.

Direct Benefit (Race/Ethnicity):

<u>Race/Ethnicity</u>	<u>Numbers Assisted</u>
American Indian/Alaskan Native & White - Hispanic	1
American Indian/Alaskan Native - Hispanic	1
Asian - Hispanic	4
Asian - Non-Hispanic	53
Asian and White - Hispanic	1
Asian and White - Non-Hispanic	9
Black/African American & White - Hispanic	4
Black/African American & White - Non-Hispanic	1
Black/African American - Hispanic	2
Black/African American - Non-Hispanic	1
Native Hawaiian/Other Pacific Islander - Non Hispanic	1
Other Race - Hispanic	44
Other Race - Non-Hispanic	1
White - Hispanic	45
White - Non-Hispanic	5

2023-2024 CAPER CDBG Activity Listing

(Activities Included in Analysis)

Total	173
Direct Benefit (Income):	
<u>Income Level</u>	<u>Numbers Assisted</u>
Above Moderate	21
Extremely Low	69
Low	58
Moderate	25
Total	173

Quarter: 1 **Accomplishment Quantity:** 0

Accomplishment Narrative:

The Community Services Department offered an after-school style program during the Summer at McKinley and Roosevelt Elementary Schools and the Jefferson Sports Academy at Jefferson Middle School. The program at Roosevelt was broken into two sessions- once during summer school and one with extended hours once summer school ended. The program included homework assistance, daily arts and crafts, and opportunities for physical play through recreational activities. The Jefferson Sports Academy helped young athletes reinforce the fundamentals of soccer and volleyball, teach team mentality and provided homework assistance. In total we had 48 participants enrolled in the Roosevelt program and 29 enrolled in the Jefferson program. I have attached spreadsheets with the participant information.

Quarter: 2 **Accomplishment Quantity:** 156

Accomplishment Narrative:

The Community Services Department offered an after-school program at Roosevelt Elementary School and sports program at Jefferson Middle School. High-quality programming was offered at Roosevelt and included homework assistance, arts and crafts, cultural enrichment, organized recreational activities and special functions. Jefferson Sports offered a program for volleyball, flag football and basketball for young athletes in grades 6-8. This program introduced sports fundamentals, developed skills, taught sportsmanship, competed in 210 League games, and provided homework assistance. In total we had 15 participants enrolled in the Roosevelt program and 88 total enrolled in the Jefferson Sports program with 27 for volleyball, 31 for flag football and 30 for basketball.

Quarter: 3 **Accomplishment Quantity:** 17

Accomplishment Narrative:

The Community Services Department offered an after-school program at Roosevelt Elementary School and sports program at Jefferson Middle School. Quality programming offered at Roosevelt included homework assistance, arts & crafts, organized activities. Of the total 74 participants, 17 were unduplicated. However, we ended the program on January 19 due to low enrollment and lack of need due to school's other program offerings. Jefferson Sports offered a program for basketball and soccer for young athletes in grades 6-8. This program introduced sports fundamentals, developed skills, taught sportsmanship, competed in 210 League games and SCMAF games, and provided homework assistance. In total, we had 11 participants enrolled in Roosevelt and 63 enrolled in the Jefferson Sports program.

Quarter: 4 **Accomplishment Quantity:** 0

Accomplishment Narrative:

The Community Services Department continued to offer a thriving sports program at Jefferson Middle School. Jefferson Sports offered a program for soccer and basketball for young athletes in grades 6-8. This program introduced sports fundamentals, developed skills, taught sportsmanship, competed in 210 League games and SCMAF league and provided homework assistance. In total, we had 63 enrolled participants in the Jefferson Sports program, all participants were duplicates.

2023-2024 CAPER CDBG Activity Listing
(Activities Included in Analysis)

2nd District

2023-2024 CAPER CDBG Activity Listing

(Activities Included in Analysis)

Identification

Project No.: 2JP02X-23 **Jurisdiction:** 2nd District
Project Title: Affordable Housing/Disposition - District 2
IDIS Number: 12289
Operating Agency: Community Development Division
Subrecipient Type: Division of LACDA
Contract Period: 7/1/2023 to 6/30/2024 **Quarter Completed:** 4
Activity Code: 02 Disposition
National Objective: LMH Low/Mod Housing
Objective: Decent Housing **Outcome:** Affordability

Project Summary

This continuing activity provides funding for the cost of disposing LACDA-owned properties in the Unincorporated Second Supervisorial District as well as the temporary property management of LACDA-owned properties being held for the purposes of developing low- and moderate-income housing. Specific property management tasks include weed abatement, graffiti removal, bulk-item removal, and fence rentals on an as-needed basis.

Accomplishments and Net Expenditures

Priority Need: Housing
Performance Indicator: Housing Units
Quantitative Accomplishments: Goal: 1 This Year: 1 Cumulative: 1 Ratio: 100.0%
Net Expenditures: Budgeted: \$45,000.00 This Year: \$16,720.76 Cumulative: \$16,720.76 Ratio: 37.2%

Annual Narrative:

The property continues to be maintained.

Quarter: 1 **Accomplishment Quantity:** 0

Accomplishment Narrative:

Request for proposal was released and a meeting for pre-proposal was held on 7/26. No proposals have been received.

Property continues to be maintained.

Quarter: 2 **Accomplishment Quantity:** 0

Accomplishment Narrative:

No proposals were received for this property. Asked County Counsel on 10/25/23 if we can list for sale since SB747 has been signed into law.

Property continues to be maintained.

Quarter: 3 **Accomplishment Quantity:** 0

Accomplishment Narrative:

SD2 exploring use of site as community gardens. Advised regarding dry cleaner contamination. Will discuss with Chief of Staff on next steps for property.

Property continues to be maintained.

Quarter: 4 **Accomplishment Quantity:** 1

Accomplishment Narrative:

2023-2024 CAPER CDBG Activity Listing

(Activities Included in Analysis)

SD2 continues to explore the use of the site as a community garden. We were advised regarding dry cleaner contamination. Will discuss with the Chief of Staff on next steps for the property.

The property continues to be maintained.

2023-2024 CAPER CDBG Activity Listing

(Activities Included in Analysis)

Identification

Project No.: 2JP02X-24 **Jurisdiction:** 2nd District
Project Title: Affordable Housing/Disposition - District 2
IDIS Number:
Operating Agency: Community Development Division
Subrecipient Type: Division of LACDA
Contract Period: 7/1/2024 to 6/30/2025
Activity Code: 02 Disposition
National Objective: LMH Low/Mod Housing
Objective: Decent Housing **Outcome:** Affordability

Project Summary

This continuing activity provides funding for the cost of disposing LACDA-owned properties in the Unincorporated Second Supervisorial District and temporary property management for the future purposes of developing low- and moderate-income housing. Specific property management tasks include weed abatement, bulk-item removal, and fence rentals.

Accomplishments and Net Expenditures

Priority Need: Housing
Performance Indicator: Housing Units
Quantitative Accomplishments: Goal: 1 This Year: 0 Cumulative: 0 Ratio: 0.0%
Net Expenditures: Budgeted: \$45,000.00 This Year: \$1,256.44 Cumulative: \$1,256.44 Ratio: 2.8%

Annual Narrative:

2023-2024 CAPER CDBG Activity Listing

(Activities Included in Analysis)

Identification

Project No.: 602205-20 **Jurisdiction:** 2nd District
Project Title: Bridge Housing for the Vermont Manchester Transit Priority
IDIS Number: 11732
Operating Agency: Community Development Division
Subrecipient Type: Division of LACDA
Contract Period: 2/2/2021 to 6/30/2025
Activity Code: 03Z Public Facilities and Improvements
National Objective: LMA Low/Mod Area
Objective: Suitable Living Environment **Outcome:** Sustainability

Project Summary

This new project provides offsite improvements for the Vermont Manchester Transit Priority project and affordable housing units for homeless seniors and low-income individuals and families.

Accomplishments and Net Expenditures

Priority Need: CD - Public Facilities
Performance Indicator: Public Facilities
Quantitative Accomplishments: Goal: 290,805 This Year: 0 Cumulative: 0 Ratio: 0.0%
Net Expenditures: Budgeted: \$400,000.00 This Year: \$0.00 Cumulative: \$400,000.00 Ratio: 100.0%

Annual Narrative:

Reporting will extend into the Fall.

Quarter: 1 **Accomplishment Quantity:** 0

Accomplishment Narrative:

Construction progress is at 60% completion. Building 1 (Mixed Use Bldg) has been topped off and roofing is expected to begin in October. Bldgs 2 & 3 (Retail) slabs on grade have been poured and structural steel is in progress. Bldg 4 (Parking Garage) elevator installation is ongoing. The project has experienced some delays due to switchgear availability and weather; the anticipated completion is in late 2024, and the team is working on a recovery schedule to pin down an exact temporary certificate of occupancy targeted date.

Quarter: 2 **Accomplishment Quantity:** 0

Accomplishment Narrative:

Construction is at 70% completion and the team is currently working on overtime and recovery schedule to achieve an August 2024 substantial completion date for core and shell; this may change depending on the level of acceleration we are able to achieve, given we are about to enter the rainy season. Commercial tenant improvement work is expected to begin in Summer 2024, and we expect residential units will be ready to occupy by the end of 2024.

Offsites are ongoing and should be complete by the Aug 2024 timeline.

Quarter: 3 **Accomplishment Quantity:** 0

Accomplishment Narrative:

Construction progress is at 82% completion consisting of:

- alley paving completed and hardscape preparation underway
- installation of underground utility in progress, including curb and gutter work around the parking structure
- façade work occurring with plaster and metal panel installation on buildings
- Interior improvements in progress with mechanical, electrical, plumbing, insulation and drywall including elevators

2023-2024 CAPER CDBG Activity Listing

(Activities Included in Analysis)

Quarter: 4 **Accomplishment Quantity:** 0

Accomplishment Narrative:

The project overall is 88% complete with offsite scope at roughly 63% completion. The project did experience delays due to unforeseen underground conditions, overly saturated soils and weather impact, and we expect substantial completion by October 1, 2024.

2023-2024 CAPER CDBG Activity Listing

(Activities Included in Analysis)

Identification

Project No.: 2KR14B-23 **Jurisdiction:** 2nd District
Project Title: Lennox Health & Safety Correction/Multi-Unit/District 2
IDIS Number: 12294
Operating Agency: Housing Investment and Finance Division
Subrecipient Type: Division of LACDA
Contract Period: 7/1/2023 to 6/30/2024 **Quarter Completed:** 4
Activity Code: 14B Rehabilitation: Multi-Unit Residential
National Objective: SBS Slum/Blight Spot
Objective: Decent Housing **Outcome:** Sustainability

Project Summary

This continuing activity is designed to facilitate the preservation of multi-family housing units within the Lennox Area Airport Noise Compatibility Program. This program offers \$2,000 grants for multi-family residences to correct health and safety code violations and sound audits. The cost of lead abatement work will be in addition to the maximum grant amount allowed for the program.

Accomplishments and Net Expenditures

Priority Need: Housing
Performance Indicator: Housing Units
Quantitative Accomplishments: Goal: 30 This Year: 29 Cumulative: 29 Ratio: 96.7%
Net Expenditures: Budgeted: \$250,000.00 This Year: \$144,905.82 Cumulative: \$144,905.82 Ratio: 58.0%

Annual Narrative:

The RSIP Lennox Health and Safety Corrections program is reporting a total delivery of twenty-nine (29) completed multifamily units for FY 2023-2024. Our current pipeline of multi-family units in the construction, design, bid and pre-construction phase total twenty-nine (29) units.

Housing Detail:

<u>Street Address</u>	<u>City</u>	<u>State</u>	<u>Zip</u>	<u>Rent/Own</u>	<u>Income Level</u>	<u>Expenditures</u>
10606 VAN NESS AVE	Athens	CA	90047	Renters	Not Applicable	\$1,496
10608 VAN NESS AVE	Athens	CA	90047	Renters	Not Applicable	\$778
10529 HAAS AVE	Athens	CA	90047	Owners	Not Applicable	\$4,805
10531 HAAS AVE	Athens	CA	90047	Owners	Not Applicable	\$400
10132 BURL AVE	Lennox	CA	90304	Owners	Not Applicable	\$2,148
10134 BURL AVE	Lennox	CA	90304	Owners	Not Applicable	\$7,054
10208 MANSEL AVE	Lennox	CA	90304	Owners	Not Applicable	\$5,015
10210 MANSEL AVE	Lennox	CA	90304	Owners	Not Applicable	\$4,923
1031 102nd st Unit 1	Lennox	CA	90304	Owners	Not Applicable	\$2,689
1031 102nd st Unit 2	Lennox	CA	90304	Owners	Not Applicable	\$2,689
1031 102nd st Unit 3	Lennox	CA	90304	Owners	Not Applicable	\$2,689
1031 102nd st Unit 4	Lennox	CA	90304	Owners	Not Applicable	\$2,689
10717 Burin Ave	Lennox	CA	90304	Owners	Not Applicable	\$4,164
10717 1/4 Burin Ave	Lennox	CA	90304	Owners	Not Applicable	\$4,164
10717 1/2 Burin Ave	Lennox	CA	90304	Owners	Not Applicable	\$4,164
10717 3/4 Burin Ave	Lennox	CA	90304	Owners	Not Applicable	\$4,164
10218 Mansel Avenue	Lennox	CA	90304	Renters	Not Applicable	\$1,866

2023-2024 CAPER CDBG Activity Listing (Activities Included in Analysis)

10518 S. Van Ness Ave	Los Angeles	CA	90047	Renters	Not Applicable	\$555
4315 W. 111th Street	Los Angeles	CA	90047	Renters	Not Applicable	\$2,029
10528 S. Van Ness Ave	Los Angeles	CA	90047	Renters	Not Applicable	\$4,744
10628 Haas Ave	Los Angeles	CA	90047	Renters	Not Applicable	\$3,252
10117 Mansel Avenue	Lennox	CA	90304	Renters	Not Applicable	\$1,676
1114 W. 101st Street	Los Angeles	CA	90047	Renters	Not Applicable	\$3,665
10630 Haas Avenue	Los Angeles	CA	90047	Renters	Not Applicable	\$3,252
10520 Van Ness Ave	Los Angeles	CA	90047	Renters	Not Applicable	\$400
10117 1/2 Mansel Ave	Lennox	CA	90304	Renters	Not Applicable	\$2,108
10530 Van Ness Avenue	Los Angeles	CA	90047	Renters	Not Applicable	\$3,252
10612 Van Ness Ave	Los Angeles	CA	90047	Renters	Not Applicable	\$3,894
10614 Van Ness Ave	Los Angeles	CA	90047	Renters	Not Applicable	\$3,773

Total Number of Housing Units Assisted : 29

Grants/Loans:

<u>Quarter</u>	<u>Grants</u>	<u>Loans</u>
1	2	0
2	14	0
4	13	0
Total	29	0

Quarter: 1 Accomplishment Quantity: 2

Accomplishment Narrative:

During this quarter, two (2) multi-family units were completed. There are currently eight (8) multi-family units under construction and twenty-nine (29) multi-family units in the pre-development phase.

Quarter: 2 Accomplishment Quantity: 14

Accomplishment Narrative:

During this quarter, fourteen (14) multi-family units were completed. There are currently twelve (12) multi-family units under construction and twenty-six (26) multi-family units in the pre-development phase.

Quarter: 3 Accomplishment Quantity: 0

Accomplishment Narrative:

During this quarter, there are currently twenty-four (24) multi-family units under construction and twenty-four (24) multi-family units in the pre-development phase.

Quarter: 4 Accomplishment Quantity: 13

Accomplishment Narrative:

During this quarter, thirteen (13) multifamily units were completed, there are currently nine (9) multifamily units under construction and (20) multifamily units are in the pre-development phase.

2023-2024 CAPER CDBG Activity Listing

(Activities Included in Analysis)

Identification

Project No.: 2KR14B-24 **Jurisdiction:** 2nd District
Project Title: Lennox Health & SafetyCorrection/Multi-Unit/District 2
IDIS Number:
Operating Agency: Housing Investment and Finance Division
Subrecipient Type: Division of LACDA
Contract Period: 7/1/2024 to 6/30/2025
Activity Code: 14B Rehabilitation: Multi-Unit Residential
National Objective: SBS Slum/Blight Spot
Objective: Decent Housing **Outcome:** Sustainability

Project Summary

This continuing activity is designed to facilitate the preservation of multi-family housing units within the Lennox Area Airport Noise Compatibility Program. This program offers \$2,500 grants for multi-family residences to correct health and safety code violations and sound audits. The cost of lead abatement work will be in addition to the maximum grant amount allowed for the program.

Accomplishments and Net Expenditures

Priority Need: Housing
Performance Indicator: Housing Units
Quantitative Accomplishments: Goal: 25 This Year: 0 Cumulative: 0 Ratio: 0.0%
Net Expenditures: Budgeted: \$180,000.00 This Year: \$5,659.46 Cumulative: \$5,659.46 Ratio: 3.1%

Annual Narrative:

2023-2024 CAPER CDBG Activity Listing

(Activities Included in Analysis)

Identification

Project No.: 2KR14A-23 **Jurisdiction:** 2nd District
Project Title: Lennox Health & SafetyCorrection/Single-Unit/District 2
IDIS Number: 12293
Operating Agency: Housing Investment and Finance Division
Subrecipient Type: Division of LACDA
Contract Period: 7/1/2023 to 6/30/2024 **Quarter Completed:** 4
Activity Code: 14A Rehabilitation: Single-Unit Residential
National Objective: SBS Slum/Blight Spot
Objective: Decent Housing **Outcome:** Sustainability

Project Summary

This continuing activity is designed to facilitate the preservation of single-family housing units within the Lennox Area Airport Noise Compatibility Program. This program offers \$2,500 grants for single-unit residences to correct health and safety code violations and sound audits. The cost of lead abatement work will be in addition to the maximum grant amount allowed for the program.

Accomplishments and Net Expenditures

Priority Need: Housing
Performance Indicator: Housing Units
Quantitative Accomplishments: Goal: 70 This Year: 33 Cumulative: 33 Ratio: 47.1%
Net Expenditures: Budgeted: \$320,000.00 This Year: \$236,019.67 Cumulative: \$236,019.67 Ratio: 73.8%

Annual Narrative:

The RSIP Lennox Health and Safety Corrections program is reporting a total delivery of thirty-three (33) completed Single-Family units for FY 2023-2024. Our current pipeline of single-family units in the construction, design, bid and pre-construction phase totals twenty-seven (27) Single-family units.

Housing Detail:

<u>Street Address</u>	<u>City</u>	<u>State</u>	<u>Zip</u>	<u>Rent/Own</u>	<u>Income Level</u>	<u>Expenditures</u>
10523 S TRURO AVE	Lennox	CA	90304	Renters	Not Applicable	\$1,137
4942 W 109TH ST	Lennox	CA	90304	Renters	Not Applicable	\$3,093
10423 S GREVILLIEA AVE	Lennox	CA	90304	Renters	Not Applicable	\$1,395
10302 FIRMONA AVE	Lennox	CA	90304	Renters	Not Applicable	\$3,353
10939 S OSAGE AVE	Lennox	CA	90304	Renters	Not Applicable	\$1,984
10405 DENKER AVE	Athens	CA	90047	Renters	Not Applicable	\$2,319
10308 FIRMONA AVE	Lennox	CA	90304	Renters	Not Applicable	\$1,984
4012 W 106TH ST	Lennox	CA	90304	Owners	Not Applicable	\$4,723
10600 S BURIN AVE	Lennox	CA	90304	Owners	Not Applicable	\$1,509
10227 S GREVILLIEA AVE	Lennox	CA	90304	Owners	Not Applicable	\$3,923
1538 W. 101st Street	Lennox	CA	90304	Renters	Not Applicable	\$4,036
11012 Acacia Avenue	Lennox	CA	90304	Renters	Not Applicable	\$5,997
1255 W. 103rd Street	Lennox	CA	90304	Renters	Not Applicable	\$4,918
1451 Wq. 104th Street	Lennox	CA	90304	Renters	Not Applicable	\$4,676
10607 S. Wilton Place	Los Angeles	CA	90047	Renters	Not Applicable	\$5,733
10518 S. Wilton Place	Los Angeles	CA	90047	Renters	Not Applicable	\$2,722
10615 S. Wilton Place	Los Angeles	CA	90047	Renters	Not Applicable	\$216

2023-2024 CAPER CDBG Activity Listing (Activities Included in Analysis)

1235 W. 103rd Street	Los Angeles	CA	90047	Renters	Not Applicable	\$9,888
2051 W. 108th Street	Los Angeles	CA	90047	Renters	Not Applicable	\$5,696
10331 Denker Avenue	Los Angeles	CA	90047	Renters	Not Applicable	\$4,806
11010 Firmoa Avenue	Lennox	CA	90304	Renters	Not Applicable	\$1,581
11049 S. Grevillea Avenue	Los Angeles	CA	90304	Renters	Not Applicable	\$3,649
10936 Eastwood Avenue	Los Angeles	CA	90047	Renters	Not Applicable	\$8,853
11046 Firmona Avenue	Lennox	CA	90304	Renters	Not Applicable	\$5,914
10511 Gramercy Place	Los Angeles	CA	90047	Renters	Not Applicable	\$2,725
10706 Cimarron Street	Los Angeles	CA	90047	Renters	Not Applicable	\$1,556
10505 Gramercy Place	Los Angeles	CA	90047	Renters	Not Applicable	\$3,528
10523 Cimmaron Street	Los Angeles	CA	90047	Renters	Not Applicable	\$4,347
10700 Cimmaron Street	Los Angeles	CA	90047	Renters	Not Applicable	\$7,160
10626 Cimmaron Street	Los Angeles	CA	90047	Renters	Not Applicable	\$6,538
10636 Cimmaron Street0	Los Angeles	CA	90047	Renters	Not Applicable	\$8,179
11040 Firmona Avenue	Lennox	CA	90304	Renters	Not Applicable	\$8,007
10607 Cimarron Street	Lennox	CA	90304	Renters	Not Applicable	\$6,096

Total Number of Housing Units Assisted : 33

Grants/Loans:

<u>Quarter</u>	<u>Grants</u>	<u>Loans</u>
1	7	0
2	3	0
4	23	0
Total	33	0

Quarter: 1 Accomplishment Quantity: 7

Accomplishment Narrative:

During this quarter, seven (7) single-family units were completed. There are currently sixty-five (65) single-family units in the pre-development phase. In addition, ten (10) new single-family applications were received this quarter.

Quarter: 2 Accomplishment Quantity: 3

Accomplishment Narrative:

During this quarter, three (3) single-family units were completed. There are currently three (3) single-family units in the construction phase, forty-six (46) are in the pre-construction phase. In addition, seven (7) new single-family applications were received this quarter.

Quarter: 3 Accomplishment Quantity: 0

Accomplishment Narrative:

During this quarter, there are currently thirty-four (34) single-family units under construction and twenty-six (26) single-family units in the pre-development phase.

Quarter: 4 Accomplishment Quantity: 23

Accomplishment Narrative:

During this quarter, twenty-three (23) Single-family units were completed, there are currently seven (7) single-family units under construction and twenty (20) units in the pre-development phase.

2023-2024 CAPER CDBG Activity Listing

(Activities Included in Analysis)

Identification

Project No.: 602606-23 **Jurisdiction:** 2nd District
Project Title: Senior Grant Program - 2nd District
IDIS Number: 12358
Operating Agency: Housing Investment and Finance Division
Subrecipient Type: Division of LACDA
Contract Period: 7/1/2023 to 6/30/2024 **Quarter Completed:** 4
Activity Code: 14A Rehabilitation: Single-Unit Residential
National Objective: LMH Low/Mod Housing
Objective: Decent Housing **Outcome:** Affordability

Project Summary

This program provides funding for rehabilitation assistance in the form of a grant of up to \$20,000 to low-income (80% AMI and below) senior homeowners (62 years or older) located in the unincorporated areas of the Second District. The grant program will focus on home modifications that increase seniors' mobility, habitability, safety, and independence, as well as critical deferred maintenance repairs necessary to improve the structural integrity of the home, and to enable low-income seniors to remain in their homes and age in place.

Accomplishments and Net Expenditures

Priority Need: Housing
Performance Indicator: Housing Units
Quantitative Accomplishments: Goal: 25 This Year: 27 Cumulative: 27 Ratio: 108.0%
Net Expenditures: Budgeted: \$925,000.00 This Year: \$618,908.66 Cumulative: \$618,908.66 Ratio: 66.9%

Annual Narrative:

The Second District Senior Grant program is reporting 27 single family housing units completed for FY 2023-2024. Program staff is proactively building a pipeline and is reporting 18 applications sent out to prospective applicants that will support the 27 unit goal for FY 2024-2025.

Direct Benefit (Race/Ethnicity):

<u>Race/Ethnicity</u>	<u>Owners</u>	<u>Renters</u>
Black/African American & White - Non-Hispanic	2	0
Black/African American - Hispanic	1	0
Black/African American - Non-Hispanic	17	0
Other Race - Hispanic	4	0
Other Race - Non-Hispanic	2	0
White - Non-Hispanic	1	0
Total	27	0

Direct Benefit (Income):

<u>Income Level</u>	<u>Owners</u>	<u>Renters</u>
Extremely Low	14	0
Low	8	0
Moderate	5	0
Total	27	0

Housing Detail:

2023-2024 CAPER CDBG Activity Listing

(Activities Included in Analysis)

<u>Street Address</u>	<u>City</u>	<u>State</u>	<u>Zip</u>	<u>Rent/Own</u>	<u>Income Level</u>	<u>Expenditures</u>
14434 S APRILLIA AVE	COMPTON	CA	90220	Owners	Extremely Low	\$15,000
9218 BAIRD AVE	LOS ANGELES	CA	90002	Owners	Extremely Low	\$14,535
1609 W 109 ST	LOS ANGELES	CA	90047	Owners	Extremely Low	\$13,359
11032 S MANHATTAN PLACE	LOS ANGELES	CA	90047	Owners	Low	\$12,650
2128 W 109TH ST	LOS ANGELES	CA	90047	Owners	Extremely Low	\$14,615
13418 TRAUB AVE	LOS ANGELES	CA	90059	Owners	Low	\$15,000
1628 PONTY ST	LOS ANGELES	CA	90047	Owners	Moderate	\$15,000
934 BELSON ST	TORRANCE	CA	90502	Owners	Moderate	\$11,700
11703 ALABAMA ST	LOS ANGELES	CA	90059	Owners	Extremely Low	\$15,000
3217 W 133RD ST	HAWTHORNE	CA	90250	Owners	Low	\$14,995
1912 W 109TH ST	LOS ANGELES	CA	90047	Owners	Extremely Low	\$14,500
8020 MORTON AVE	LOS ANGELES	CA	90001	Owners	Extremely Low	\$14,035
8760 S HOOPER AVE	LOS ANGELES	CA	90002	Owners	Extremely Low	\$14,209
209 W 126TH ST	LOS ANGELES	CA	90061	Owners	Extremely Low	\$14,454
1563 W 112TH ST	LOS ANGELES	CA	90047	Owners	Low	\$14,897
126 E ALLENHURST ST	LOS ANGELES	CA	90061	Owners	Moderate	\$14,900
1248 W 92ND ST	LOS ANGELES	CA	90044	Owners	Low	\$15,000
1378 W 112TH ST	LOS ANGELES	CA	90044	Owners	Extremely Low	\$15,000
3557 OLYMPIAD DR	VIEW PARK	CA	90043	Owners	Moderate	\$15,000
6019 S LA CIENEGA BLVD	LOS ANGELES	CA	90056	Owners	Low	\$14,300
24815 NORMANDIE AVE SPC 37	HARBOR CITY	CA	90710	Owners	Extremely Low	\$14,950
1308 W 96TH ST	LOS ANGELES	CA	90044	Owners	Extremely Low	\$14,900
207 E 158TH ST	GARDENA	CA	90248	Owners	Low	\$14,950
2134 W 109TH ST	LOS ANGELES	CA	90047	Owners	Extremely Low	\$15,000
4843 W 112TH ST	INGLEWOOD	CA	90304	Owners	Low	\$10,650
1403 E 126TH ST	COMPTON	CA	90222	Owners	Extremely Low	\$17,187
2069 E STOCKWELL ST	COMPTON	CA	90222	Owners	Moderate	\$15,000

Total Number of Housing Units Assisted : 27

Housing Data:

<u>Category</u>	<u>Homeowners</u>	<u>Renters</u>
3) Total units occupied by elderly (62 years or older):	27	0

Lead Paint Detail:

Number of housing units constructed before 1978	0
Exempt: Housing construction 1978 or later	2
Exempt: No paint disturbed	11
Otherwise exempt	14

Lead Hazard Remediation Actions:

Lead Safe Work Practices (Hard costs <= \$5,000)	0
Interim Controls or Standard Practices (Hard costs \$5,000 - \$25,000)	0
Abatement (Hard costs > \$25,000)	0

Grants/Loans:

<u>Quarter</u>	<u>Grants</u>	<u>Loans</u>
1	4	0
2	11	0
3	3	0
4	9	0

2023-2024 CAPER CDBG Activity Listing

(Activities Included in Analysis)

Total 27 0

Quarter: 1 **Accomplishment Quantity:** 4 **Female-Headed Households:** 4

Accomplishment Narrative:

During this period, the Senior Grant Program (SGP) is reporting 4 units completed. In addition, 13 units are under-construction, and 3 units are in the bid development process.

Quarter: 2 **Accomplishment Quantity:** 11 **Female-Headed Households:** 10

Accomplishment Narrative:

During this period, the Senior Grant Program (SGP) is reporting 11 units completed. In addition, 2 units are under-construction, and 12 units are in the bid development process.

Quarter: 3 **Accomplishment Quantity:** 3 **Female-Headed Households:** 2

Accomplishment Narrative:

During this period, the Senior Grant Program (SGP) is reporting 3 units completed. In addition, 4 units are under-construction, and 6 units are in the bid development process.

Quarter: 4 **Accomplishment Quantity:** 9 **Female-Headed Households:** 4

Accomplishment Narrative:

During this period, the SGP is reporting 9 units completed. In addition, we are reporting 18 applications sent to prospective applicants.

2023-2024 CAPER CDBG Activity Listing

(Activities Included in Analysis)

Identification

Project No.: 602606-24 **Jurisdiction:** 2nd District
Project Title: Senior Grant Program - 2nd District
IDIS Number:
Operating Agency: Housing Investment and Finance Division
Subrecipient Type: Division of LACDA
Contract Period: 7/1/2024 to 6/30/2025
Activity Code: 14A Rehabilitation: Single-Unit Residential
National Objective: LMH Low/Mod Housing
Objective: Decent Housing **Outcome:** Affordability

Project Summary

This program provides funding for rehabilitation assistance in the form of a grant of up to \$25,000 to low-and moderate-income (80% AMI and below) senior homeowners (62 years or older) located in the unincorporated areas of the Second District. The grant program will focus on home modification that increase seniors' mobility and improve structural integrity of the home.

Accomplishments and Net Expenditures

Priority Need: Housing
Performance Indicator: Housing Units
Quantitative Accomplishments: Goal: 27 This Year: 0 Cumulative: 0 Ratio: 0.0%
Net Expenditures: Budgeted: \$1,110,000.00 This Year: \$68,513.89 Cumulative: \$68,513.89 Ratio: 6.2%

Annual Narrative:

2023-2024 CAPER CDBG Activity Listing

(Activities Included in Analysis)

Identification

Project No.: 602412-22 **Jurisdiction:** 2nd District
Project Title: 107th Street ADA Upgrades Project
IDIS Number: 12162
Operating Agency: Housing Operations
Subrecipient Type: Division of LACDA
Contract Period: 7/1/2022 to 6/30/2024 **Quarter Completed:** 4
Activity Code: 14C Public Housing Modernization
National Objective: LMH Low/Mod Housing
Objective: Decent Housing **Outcome:** Affordability

Project Summary

This new project removes architectural and material barriers through improvement and conversion of two units to fully ADA accessible units at the 107th Street Housing Development. The interior work includes renovation of kitchens and bathrooms, wider hallway clearances and paths of travel, audible strobe-light smoke and carbon monoxide detectors.

Exterior work also includes common area accessibility to remove and replace broken and narrow concrete walkways (280 LF approx.) from dwelling units to parking lot for unobstructed access, painting of ADA parking stalls, construction of unobstructed pedestrian walkway and support retaining wall at North property line, remove and replace existing metal picket fence and gates at the North property line, remove and provide new patio railing enclosures, restore landscaping areas affected by construction work, remove and replace sliding glass patio doors to provide access to patio, provide new parking lot disabled parking signage and all associated work.

Accomplishments and Net Expenditures

Priority Need: Housing
Performance Indicator: Housing Units
Quantitative Accomplishments: Goal: 18 This Year: 18 Cumulative: 18 Ratio: 100.0%
Net Expenditures: Budgeted: \$900,000.00 This Year: \$816,051.38 Cumulative: \$899,881.58 Ratio: 100.0%

Annual Narrative:

For the FY, the project is 100% completed and all the retained funds were released. The contractor is Harry Joh Construction. Both exterior and interior work for all 18 units were completed as scheduled.

No leverage funds for this project.

Quarter: 1 **Accomplishment Quantity:** 0

Accomplishment Narrative:

During the previous quarters, this project was assigned to Harry H Joh Construction under a JOC construction project. Construction began on June 20, 2023, and it on-going. The current cost of this project is \$750,108. On October 3, 2023, the Board of Supervisors provided an additional \$300,000 for this project. Therefore, we have \$900,000 to cover this project.

Quarter: 2 **Accomplishment Quantity:** 0

Accomplishment Narrative:

For the second quarter reporting period, this project is underway under Harry Joh Construction and is 80% complete. This project is on track to be completed in Q3.

Quarter: 3 **Accomplishment Quantity:** 0

Accomplishment Narrative:

2023-2024 CAPER CDBG Activity Listing

(Activities Included in Analysis)

As of the third quarter, this project is 90% complete, and is scheduled to be completed by June 30, 2024, end of the fourth quarter. The contractor is Harry Joh Construction. Both units are scheduled to be complete and back online for leasing by July 1, 2024.

Quarter: 4 **Accomplishment Quantity:** 18

Accomplishment Narrative:

As of the fourth quarter, the project is 100% completed and all the retained funds were released. The contractor is Harry Joh Construction. Both exterior and interior work for all 18 units were completed as scheduled.

2023-2024 CAPER CDBG Activity Listing

(Activities Included in Analysis)

Identification

Project No.: 602675-24 **Jurisdiction:** 2nd District
Project Title: Marina Manor Re-Pipe
IDIS Number: 12547
Operating Agency: Housing Operations
Subrecipient Type: Division of LACDA
Contract Period: 7/1/2024 to 6/30/2025
Activity Code: 14C Public Housing Modernization
National Objective: LMH Low/Mod Housing
Objective: Decent Housing **Outcome:** Affordability

Project Summary

This new project provides for re-piping of 183 units at Marina Manor Senior Housing Development. The work includes all planning, permitting, construction, and all other associated costs. Residents at Marina Manor will be relocated as necessary during construction.

Accomplishments and Net Expenditures

Priority Need: Housing
Performance Indicator: Housing Units
Quantitative Accomplishments: Goal: 183 This Year: 0 Cumulative: 0 Ratio: 0.0%
Net Expenditures: Budgeted: \$850,000.00 This Year: \$13,312.41 Cumulative: \$13,312.41 Ratio: 1.6%

Annual Narrative:

2023-2024 CAPER CDBG Activity Listing

(Activities Included in Analysis)

Identification

Project No.: 602408-22 **Jurisdiction:** 2nd District
Project Title: South Scattered Sites Bathroom Rehab (5 Sites)
IDIS Number: 12161
Operating Agency: Housing Operations
Subrecipient Type: Division of LACDA
Contract Period: 7/1/2022 to 6/30/2025
Activity Code: 14C Public Housing Modernization
National Objective: LMH Low/Mod Housing
Objective: Decent Housing **Outcome:** Affordability

Project Summary

This new project provides improvements for 68 resident bathrooms at 5 Los Angeles County Housing Developments. Work includes but is not limited to; removal/replacement of old tubs, repair/replacement of bathroom floor tiles, installation of water efficient shower valves/toilets, replacement of vanities, sinks, faucets, and installation of energy efficient lighting.

Accomplishments and Net Expenditures

Priority Need: CD - Anti-Crime
Performance Indicator: Housing Units
Quantitative Accomplishments: Goal: 68 This Year: 0 Cumulative: 0 Ratio: 0.0%
Net Expenditures: Budgeted: \$500,000.00 This Year: \$462,415.40 Cumulative: \$489,135.72 Ratio: 97.8%

Annual Narrative:

For the FY, this project is under construction with Harry Joh Construction. The overall project is about 55% complete and target to be completed by October 2024. All payments totaling \$556,347 have been paid by CDBG funds. This project is extended through June 30, 2025.

Quarter: 1 **Accomplishment Quantity:** 0

Accomplishment Narrative:

In previous quarters, this project was assigned to Harry H Joh Construction under a JOC construction project. It is in the pre-development and design phase. Further progress expected in the following quarters.

Quarter: 2 **Accomplishment Quantity:** 0

Accomplishment Narrative:

For second quarter reporting, this SSS Bathroom project is under design and is on track for work order in February and completion in August 2024. The contractor will be Harry H Joh Construction.

Quarter: 3 **Accomplishment Quantity:** 0

Accomplishment Narrative:

This project is currently in construction with Harry Joh Construction and is scheduled to be complete by June 30, 2024, end of the fourth quarter. If there is any abatement required, it might delay project a week or two, but will be covered with PH funds. All CDBG funds will be expended first.

Quarter: 4 **Accomplishment Quantity:** 0

Accomplishment Narrative:

As of the fourth quarter, this project is currently in construction with Harry Joh Construction. The buildings on El Segundo are about 55% complete. We encountered unforeseen condition and lead abatement are necessary at the 106th buildings. The project is delayed until October 2024 because of abatement and necessity of tenant relocation. We processed three payments

2023-2024 CAPER CDBG Activity Listing

(Activities Included in Analysis)

totaling \$556,347 with CDBG funds.

2023-2024 CAPER CDBG Activity Listing

(Activities Included in Analysis)

Identification

Project No.: 601834-22 **Jurisdiction:** 2nd District
Project Title: Second District Wide Community Business Revitalization Program
IDIS Number: 12244
Operating Agency: Department of Economic Opportunity
Subrecipient Type: L.A. County Dept.
Contract Period: 7/1/2022 to 6/30/2025
Activity Code: 14E Rehabilitation: Publicly or Privately-Owned Commercial/Industrial
National Objective: LMA Low/Mod Area
Objective: Creating Economic Opportunity **Outcome:** Sustainability

Project Summary

This continuing program provides grants up to \$300,000 to commercial property owners for improvements to the exterior of commercial buildings to include painting, signage, windows, awnings, lighting, and lead-based paint and asbestos abatement. This activity also allows for exterior and interior work to correct code violations.

Accomplishments and Net Expenditures

Priority Need: CD - Economic Development
Performance Indicator: Businesses
Quantitative Accomplishments: Goal: 2 This Year: 0 Cumulative: 4 Ratio: 200%
Net Expenditures: Budgeted: \$899,300.00 This Year: \$0.00 Cumulative: \$427,976.00 Ratio: 47.6%

Annual Narrative:

For this past fiscal year, 2 projects are now in design. These are: LA Mexicana Meat Market and 99cent Store. Awaiting 2nd Supervisorial District direction on which corridor to market the program to next. If determined feasible, department staff will proceed with project development in the new area.

Businesses Assisted:

<u>Business Name</u>	<u>Duns Number</u>	<u>Type of Business</u>
99 Cent Store	NH2YGQJ6NVD5	Existing Expanded
La Mexicana Meat Market	NH2YGQJ6NVD5	Existing Expanded
99 Cent Store	NH2YGQJ6NVD5	Existing Expanded
LA Mexicana Meat Market	NH2YGQJ6NVD5	Existing Expanded
99 Cent Store	NH2YGQJ6NVD5	Existing Expanded
LA Mexicana Meat Market	NH2YGQJ6NVD5	Existing Expanded

Quarter: 1 **Accomplishment Quantity:** 0

Accomplishment Narrative:

Site feasibility assessments were completed for the following projects and awaiting further approvals from DEO management:

- LA Mexicana Meat Market - 1768 Firestone Blvd. located in the Florence/Firestone area
- 99ct Store - 1778 Firestone Blvd. located in the Florence/Firestone area

Feasibility site assessments being completed for the following projects and further staff reviews will determine whether potential projects will qualify:

- Lalas Snack Land - 15207 Crenshaw Blvd. located in the El Camino Village area
- Mima's Creations Hair Salon - 15211-15 Crenshaw Blvd. located in the El Camino Village area
- El Rancho Fresh Market - 11801-09 S. Vermont Ave. located in the Athens Westmont area

Quarter: 2 **Accomplishment Quantity:** 0

2023-2024 CAPER CDBG Activity Listing

(Activities Included in Analysis)

Accomplishment Narrative:

Site feasibility assessments were completed for the following projects and awaiting further approvals from DEO management:

- LA Mexicana Meat Market - 1768 Firestone Blvd. located in the Florence/Firestone area
- 99 Cent Store - 1778 Firestone Blvd. located in the Florence/Firestone area

Feasibility site assessments being completed for the following projects and further staff reviews will determine whether potential projects will qualify:

- Lucky 1 Mini Market - 1760 Firestone Blvd.
- Bloomin Flowers Inc. + 1 –1800-1802 Firestone Blvd.
- Las Tinajas Restaurant + 3 – 1816-1822 Firestone Blvd.
- J & V Custom Furniture - 1850 Firestone Blvd.
- C Quality Cleaners + 1 –1739-1741 Firestone Blvd.
- Diamond Furniture –1731 Firestone Blvd.

Quarter: 3 **Accomplishment Quantity:** 0

Accomplishment Narrative:

Internal and external memos have been completed for the following projects and awaiting further instructions from DEO management to move forward based on SD2 decision:

- LA Mexicana Meat Market - 1768 Firestone Blvd. located in the Florence/Firestone area.
- 99 Cent Store - 1778 Firestone Blvd. located in the Florence/Firestone area.

Awaiting DEO management's discussion and decision by SD2 to proceed with site feasibility assessments for the following projects:

- Lucky 1 Mini Market - 1760 Firestone Blvd.
- Bloomin Flowers Inc. + 1 –1800-1802 Firestone Blvd.
- Las Tinajas Restaurant + 3 – 1816-1822 Firestone Blvd.
- J & V Custom Furniture - 1850 Firestone Blvd.
- C Quality Cleaners + 1 –1739-1741 Firestone Blvd.
- Diamond Furniture –1731 Firestone Blvd.

Quarter: 4 **Accomplishment Quantity:** 0

Accomplishment Narrative:

Internal and external memos have been completed for the following projects and awaiting further instructions from DEO management to move forward based on SD2 decision:

- LA Mexicana Meat Market - 1768 Firestone Blvd. located in the Florence/Firestone area.
- 99 Cent Store - 1778 Firestone Blvd. located in the Florence/Firestone area.

Awaiting DEO management's discussion and decision by SD2 to proceed with site feasibility assessments for the following projects:

- Lucky 1 Mini Market - 1760 Firestone Blvd.
- Bloomin Flowers Inc. + 1 –1800-1802 Firestone Blvd.
- Las Tinajas Restaurant + 3 – 1816-1822 Firestone Blvd.
- J & V Custom Furniture - 1850 Firestone Blvd.
- C Quality Cleaners + 1 –1739-1741 Firestone Blvd.
- Diamond Furniture –1731 Firestone Blvd.

2023-2024 CAPER CDBG Activity Listing

(Activities Included in Analysis)

Identification

Project No.: 2BF02X-23 **Jurisdiction:** 2nd District
Project Title: Willowbrook Community Project Area/Disposition
IDIS Number: 12296
Operating Agency: Department of Economic Opportunity
Subrecipient Type: L.A. County Dept.
Contract Period: 7/1/2023 to 6/30/2024 **Quarter Completed:** 4
Activity Code: 02 Disposition
National Objective: LMA Low/Mod Area
Objective: Creating Economic Opportunity **Outcome:** Sustainability

Project Summary

The continuing activity provides funding for the cost of disposing LACDA-owned properties located in the 2nd Supervisorial District as well as the temporary property management of LACDA-owned properties. The vacant property is subject to an exclusive negotiation agreement as part of the Willowbrook Joint Development Project. This is a joint development with Compton Unified School District, the County, and Charles Drew University. The project scope is to build student and staff housing, an athletic field, and facilities for the University. Specific property management tasks include weed abatement, graffiti removal, "board-ups" to prevent vandalism, bulk-item removal, and fence rentals on an as-needed basis.

Accomplishments and Net Expenditures

Priority Need: CD - Economic Development
Performance Indicator: People (General)
Quantitative Accomplishments: Goal: 7,460 This Year: 7,460 Cumulative: 7,460 Ratio: 100.0%
Net Expenditures: Budgeted: \$55,000.00 This Year: \$24,824.00 Cumulative: \$24,824.00 Ratio: 45.1%

Annual Narrative:

No property maintenance issues this fiscal year. CDU/MLK Wellness Collaborative will include: 254 affordable housing units, 54 for seniors, 333 workforce and student housing units, 116,000 SF of office, joint use, research, and clinical space, Sports complex with basketball, aquatic facilities, and an outdoor soccer field, & multi-story parking lot. The project will use various funding sources. Environmental clearances are expected by March 2025. Phased development includes affordable housing within five years of the option agreement (March 2025). Charles Drew University plans initial improvements within two years of entitlements and leases, focusing on recreation and open space. The County and CUSD are negotiating agreements while pursuing environmental clearances and entitlements.

Quarter: 1 **Accomplishment Quantity:** 0

Accomplishment Narrative:

During this quarter, Department of Transportation in coordination with LA Sheriff's Department orchestrated a major clean-up and People Experiencing Homelessness (PEH) encampment removal. All clean-up activity has remained the same.

Quarter: 2 **Accomplishment Quantity:** 0

Accomplishment Narrative:

During this quarter, Department of Transportation in coordination with LA Sheriff's Department orchestrated a major clean-up and People Experiencing Homelessness (PEH) encampment removal. All clean-up activity has remained the same.

Quarter: 3 **Accomplishment Quantity:** 0

Accomplishment Narrative:

Asset Management: Ongoing maintenance of property going well for this quarter. No issues at this time.

2023-2024 CAPER CDBG Activity Listing

(Activities Included in Analysis)

Property Development:

CDU/MLK Wellness Collaborative will include: 254 affordable housing units (54 for seniors), 333 workforce and student housing units, 116,000 SF of office, joint use, research, and clinical space, Sports complex with basketball, aquatic facilities, and an outdoor soccer field, & multi-story parking lot. The project will use various funding sources. Environmental clearances are expected by March 2025. Phased development includes affordable housing within five years of the option agreement (March 2025). Charles Drew University plans initial improvements within two years of entitlements and leases, focusing on recreation and open space. The County and CUSD are negotiating agreements while pursuing environmental clearances and entitlements.

Quarter: 4 **Accomplishment Quantity:** 7,460

Accomplishment Narrative:

Maintenance: Property has been landscaped with no incidences to report for this quarter.

Development: CDU/MLK Wellness Collaborative currently redlining Affordable Housing Option Agreement. Currently pending updated entitlement schedule. Exclusive Negotiating Agreement and Memorandum of Understanding have been renewed.

2023-2024 CAPER CDBG Activity Listing

(Activities Included in Analysis)

Identification

Project No.: 2BF02X-24 **Jurisdiction:** 2nd District
Project Title: Willowbrook Community Project Area/Disposition
IDIS Number:
Operating Agency: Department of Economic Opportunity
Subrecipient Type: L.A. County Dept.
Contract Period: 7/1/2024 to 6/30/2025
Activity Code: 02 Disposition
National Objective: LMA Low/Mod Area
Objective: Creating Economic Opportunity **Outcome:** Sustainability

Project Summary

The continuing activity provides funding for the cost of disposing LACDA-owned properties located in the 2nd Supervisorial District as well as the temporary property management of LACDA-owned properties. This is a joint development with Compton Unified School District, the County, and Charles Drew University.

Accomplishments and Net Expenditures

Priority Need: CD - Economic Development
Performance Indicator: People (General)
Quantitative Accomplishments: Goal: 7,460 This Year: 0 Cumulative: 0 Ratio: 0.0%
Net Expenditures: Budgeted: \$55,000.00 This Year: \$3,017.00 Cumulative: \$3,017.00 Ratio: 5.5%

Annual Narrative:

2023-2024 CAPER CDBG Activity Listing

(Activities Included in Analysis)

Identification

Project No.: 602285-20 **Jurisdiction:** 2nd District
Project Title: 95th/Normandie Pocket Park
IDIS Number: 11739
Operating Agency: Department of Parks and Recreation
Subrecipient Type: L.A. County Dept.
Contract Period: 2/19/2021 to 6/30/2025
Activity Code: 03F Parks, Recreational Facilities
National Objective: LMA Low/Mod Area
Objective: Suitable Living Environment **Outcome:** Sustainability

Project Summary

This project provides for the acquisition, demolition, design and construction of a pocket park at 95th Street and Normandie Avenue in the unincorporated community of Athens-Westmont. Park amenities will include fitness and physical activity elements, California-friendly plants, perimeter fencing, site lighting, and irrigation.

Accomplishments and Net Expenditures

Priority Need: CD - Public Facilities
Performance Indicator: Public Facilities
Quantitative Accomplishments: Goal: 1 This Year: 0 Cumulative: 0 Ratio: 0.0%
Net Expenditures: Budgeted: \$650,000.00 This Year: \$555,626.00 Cumulative: \$567,838.00 Ratio: 87.4%

Annual Narrative:

This project is delayed and has not been completed as scheduled by 6/30/24. The construction is almost finished but not complete yet at this point, as the electrical inspection has not yet passed. Also remaining is the final building inspection. There are also some incomplete finishes and fixtures, programing and commissioning tasks remaining.

Quarter: 1 **Accomplishment Quantity:** 0

Accomplishment Narrative:

As of October 4, 2023 - The project is in construction phase. 40% of construction is completed. Fence installation and Concrete flat work is scheduled to be completed mid-October. Right of Way work is ongoing.

Main water and electrical utility connections are anticipated to be completed in October 2023. Playground equipment installation is expected in October 2023. Substantial completion is anticipated for end of November 2023.

Quarter: 2 **Accomplishment Quantity:** 0

Accomplishment Narrative:

Current Status:

Project is in construction phase. Construction is 86% completed. Water and electrical meter installation is progressing. Play structure and fence installation installations are progressing.

Additionally, reimbursement request #2 in the amount of \$257,873.55 has been submitted in CDBG system for reimbursement for expenditures through November 2023.

Quarter: 3 **Accomplishment Quantity:** 0

Accomplishment Narrative:

The 95th/Normandie pocket project is currently under construction phase. This project is 93% completed. Water and electrical meters, play structure and fence have been installed. In addition, the gates, finishes, landscaping, irrigation, and lighting

2023-2024 CAPER CDBG Activity Listing

(Activities Included in Analysis)

installations are progressing accordingly.

Hours worked:

Labor hours: 474 cumulative Section 3 Worker hours and 863 cumulative Section 3 Target Worker hours through this 3rd quarter.

Operator hours: 81 cumulative Section 3 Worker hours through this 3rd quarter.

Expenditures reimbursement:

Reimbursement #2 in the amount 257,873.00 has been requested through the CSBG system for the incurred expenditures.

Quarter: 4 **Accomplishment Quantity:** 0

Accomplishment Narrative:

During this reporting period, all labor monitoring consultants for this 95th/Normandie project contract responded to the Department of Public Works request for a meeting: a) to access the project progress and b) improve communication that has been very poor with the contractor. The contractor did not respond to the meeting invite and the meeting was cancelled. LA County has given the contractor until 7/25/24 to rectify all issues with this project including reporting uploads. The construction is almost finished but not complete yet at this point, as the electrical inspection has not yet passed. Also remaining is the final building inspection. There are also some incomplete finishes and fixtures, programing and commissioning tasks remaining.

2023-2024 CAPER CDBG Activity Listing

(Activities Included in Analysis)

Identification

Project No.: F96232-23 **Jurisdiction:** 2nd District
Project Title: Century Station Code Enforcement
IDIS Number: 12397
Operating Agency: Sheriff's Dept., Los Angeles County
Subrecipient Type: L.A. County Dept.
Contract Period: 7/1/2023 to 6/30/2024 **Quarter Completed:** 4
Activity Code: 15 Code Enforcement
National Objective: LMA Low/Mod Area
Objective: Suitable Living Environment **Outcome:** Sustainability

Project Summary

This continuing project provides funding for Deputy Sheriffs from the Los Angeles County Sheriff's Department to work in support of the County's Department of Regional Planning code enforcement team (The Team). The team consists of the Departments of Building and Safety, Health Department, Fire Department, Business License/Tax Board, Environmental Services, and others in the enforcement of codes within the unincorporated Second Supervisorial District. The Team works within primarily residential, low-moderate income census tracts/block groups identified through the 2016 Community Profile assessment that have been found to be in varying stages of deterioration and decline.

Accomplishments and Net Expenditures

Priority Need: Housing
Performance Indicator: People (General)
Quantitative Accomplishments: Goal: 400 This Year: 400 Cumulative: 400 Ratio: 100.0%
Net Expenditures: Budgeted: \$300,000.00 This Year: \$299,291.00 Cumulative: \$299,291.00 Ratio: 99.8%

Annual Narrative:

The agency has completed another year of this ongoing grant. For the year, a total of 699 locations were inspected by the Nuisance Abatement Team (NAT). Approximately 249 citations were written for violations from various agencies assisting us on the grant which included: 16 citations for illegal garage conversion; 52 for trash and debris; 27 for unsafe structure; 11 for illegal business; 8 for fire code violations; 9 abandoned homes; 18 for overgrown vegetation; and 34 for illegal construction. Staff has spent time throughout the fiscal year conducting follow-up inspections on locations that have been under investigation. With the funding of the grant, staff maintains and improves the community, establishes the safety, well-being of the residents, renters and businesses.

Quarter: 1 **Accomplishment Quantity:** 400

Accomplishment Narrative:

During the first quarter, 137 locations were inspected/given warnings. Violations were: unsafe living conditions, livestock, unsafe structure, no utilities, yard cars, illegal business, fire code violations, abandoned homes, illegal construction, excessive salvage/junk, hazardous materials, and transients on site; 18 locations complied/closed. It takes approximately 30 days to close a case for noted violations. We authored 21 board up letters on nuisance properties. As an ongoing funded program, we continue to improve the quality of life for residents of the community. We continue to secure abandoned/vacant structures and enforce county codes to improve the quality and appearance of the community. We continually receive praise from community members for the positive impact we make.

Quarter: 2 **Accomplishment Quantity:** 0

Accomplishment Narrative:

During the second quarter, 145 locations were inspected, all had violations and were given warnings: warnings included, illegal garage conversion; trash and debris; unhealthy living conditions; livestock on premises; unsafe structure; no water, heat or electricity; yard cars; illegal business; three fire code violations; abandoned homes; gang activity; overgrown vegetation; illegal

2023-2024 CAPER CDBG Activity Listing

(Activities Included in Analysis)

construction; trailers on property; excessive salvage or junk; hazardous materials; and transients on premises. Seven locations met with full compliance and closed at the time of inspection. It typically takes approximately 30 days to close a case for the violations written. Additionally, we have made five arrests for criminal violations and authored six board up letters on nuisance properties.

Quarter: 3 **Accomplishment Quantity:** 0

Accomplishment Narrative:

During the third quarter, 219 locations were inspected, all had violations and were given warnings: warnings included, illegal garage conversion; trash and debris; unhealthy living conditions; livestock on premises; unsafe structure; no water, heat or electricity; yard cars; illegal business; five fire code violations; abandoned homes; gang activity; overgrown vegetation; illegal construction; trailers on property; excessive salvage or junk; hazardous materials; and transients on premises. Ten locations met with full compliance and closed at the time of inspection. It typically takes approximately 30 days to close a case for the violations written. Additionally, we have made six arrests for criminal violations and authored four board up letters on nuisance properties.

Quarter: 4 **Accomplishment Quantity:** 0

Accomplishment Narrative:

During the fourth quarter, one hundred sixty-seven (167) locations were inspected, all had violations and were given warnings: warnings included, illegal garage conversion; trash and debris; unhealthy living conditions; livestock on premises; unsafe structure; no water, heat or electricity; yard cars; illegal business; 6 fire code violations; abandon homes; gang activity; overgrown vegetation; illegal construction; trailers on property; excessive salvage or junk; hazardous materials; and transients on premises. 15 locations met with full compliance and closed at the time of inspection. It typically takes approximately 30 days to close a case for the violations written. Additionally, we have made 3 arrests for criminal violations and authored 8 board up letters on nuisance properties.

2023-2024 CAPER CDBG Activity Listing

(Activities Included in Analysis)

Identification

Project No.: F96232-24 **Jurisdiction:** 2nd District
Project Title: Century Station Code Enforcement
IDIS Number:
Operating Agency: Sheriff's Dept., Los Angeles County
Subrecipient Type: L.A. County Dept.
Contract Period: 7/1/2024 to 6/30/2025
Activity Code: 15 Code Enforcement
National Objective: LMA Low/Mod Area
Objective: Suitable Living Environment **Outcome:** Sustainability

Project Summary

This continuing project provides for Deputy Sheriffs from the Los Angeles County Sheriff's Department to work with the County's Department of Regional Planning code enforcement team in the unincorporated 2nd Supervisorial District. The Team works primarily residential, low-moderate income census tracts/block groups in varying stages of deterioration and decline.

Accomplishments and Net Expenditures

Priority Need: Housing
Performance Indicator: People (General)
Quantitative Accomplishments: Goal: 178,308 This Year: 0 Cumulative: 0 Ratio: 0.0%
Net Expenditures: Budgeted: \$300,000.00 This Year: \$57,188.00 Cumulative: \$57,188.00 Ratio: 19.1%

Annual Narrative:

2023-2024 CAPER CDBG Activity Listing
(Activities Included in Analysis)

3rd District

2023-2024 CAPER CDBG Activity Listing

(Activities Included in Analysis)

Identification

Project No.: E96302-23 **Jurisdiction:** 3rd District
Project Title: Housing Alternatives for Seniors
IDIS Number: 12394
Operating Agency: Affordable Living for the Aging
Subrecipient Type: CBO
Contract Period: 7/1/2023 to 6/30/2024 **Quarter Completed:** 4
Activity Code: 05A Senior Services
National Objective: LMC Low/Mod Limited Clientele
Objective: Suitable Living Environment **Outcome:** Availability/Accessibility

Project Summary

This continuing project provides labor, administrative support, community outreach, and educational opportunities necessary to implement a housing counseling/home sharing program for seniors, 55 years of age and older, throughout the unincorporated 3rd District and the cities of Beverly Hills, San Fernando, West Hollywood, Malibu, Calabasas, and Agoura Hills.

Accomplishments and Net Expenditures

Priority Need: CD - Senior Programs
Performance Indicator: People (General)
Quantitative Accomplishments: Goal: 12 This Year: 12 Cumulative: 12 Ratio: 100.0%
Net Expenditures: Budgeted: \$26,244.00 This Year: \$26,239.00 Cumulative: \$26,239.00 Ratio: 100.0%

Annual Narrative:

In fiscal year 2023-2024, Affordable Living for the Aging (ALA) significantly enhanced our Shared Housing program, enrolling 64 new participants, including 3 CDBG-eligible applicants, across Los Angeles County. We conducted 25 home visits, provided 62 home share referrals, and facilitated 10 new roommate matches, responding to over 500 inquiries, demonstrating our commitment to accessible and affordable housing solutions. Later, we optimized our intake and onboarding processes through technological integrations, reducing steps and improving efficiency. We also expanded client support, connecting them to essential services like transportation, legal aid, and food resources, enhancing our outreach and client well-being.

Direct Benefit (Race/Ethnicity):

<u>Race/Ethnicity</u>	<u>Numbers Assisted</u>
Asian - Non-Hispanic	1
Other Race - Non-Hispanic	1
White - Hispanic	1
White - Non-Hispanic	9
Total	12

Direct Benefit (Income):

<u>Income Level</u>	<u>Numbers Assisted</u>
Moderate	12
Total	12

Quarter: 1 **Accomplishment Quantity:** 1

Accomplishment Narrative:

Affordable Living for the Aging (ALA) successfully enrolled 24 new program participants, including one CDBG-eligible applicant, through background screenings and one-on-one interviews during Quarter 1 of FY 2022-2023. Additionally, ALA conducted eight (8) home visits, provided 16 home share referrals, responded to a total of 221 phone calls and/or email

2023-2024 CAPER CDBG Activity Listing

(Activities Included in Analysis)

inquiries, and facilitated five (5) new roommate matches throughout Los Angeles County.

Quarter: 2 **Accomplishment Quantity:** 2

Accomplishment Narrative:

Affordable Living for the Aging (ALA) successfully enrolled 16 new program participants, including two (2) CDBG-eligible applicants, through background screenings and one-on-one interviews during Quarter 2 of FY 2023-2024. Additionally, ALA conducted five (5) home visits, provided 14 home share referrals, responded to a total of 178 phone calls and/or email inquiries, and facilitated two (2) new roommate matches throughout Los Angeles County.

Please note that the two applicants served this Quarter are reflected on the Public Service Screen but have not populated in the Activity Accomplishment section above as of 12/20/23.

Quarter: 3 **Accomplishment Quantity:** 0

Accomplishment Narrative:

Affordable Living for the Aging (ALA) successfully enrolled 10 new program participants, including two (2) CDBG-eligible applicants, through background screenings and one-on-one interviews during Quarter 3 of FY 2023-2024. The clients will be entered in the Public Service Panel during Quarter 4. Additionally, the adoption of JotForm, Calendly, and a CRM provided by Monday.com has substantially streamlined our intake processes. These tools have not only facilitated smoother, more efficient workflows for our staff but have also enhanced the experience of our clients by reducing waiting times and simplifying the application and intake processes.

Quarter: 4 **Accomplishment Quantity:** 9

Accomplishment Narrative:

In Q4 FY 2023-2024, Affordable Living for the Aging (ALA) enrolled 14 new participants, including 7 CDBG-eligible, through screenings and interviews. We conducted 12 home visits, provided 32 home share referrals, and facilitated one new roommate match. Two (2) clients were added in the Public Service that were served during Quarter 3. We've developed a dashboard to monitor our processes, enhancing transparency and efficiency. Our new workflows automatically update clients via email upon interview approvals, streamlining onboarding from six steps to three.

2023-2024 CAPER CDBG Activity Listing

(Activities Included in Analysis)

Identification

Project No.: E96302-24 **Jurisdiction:** 3rd District
Project Title: Housing Alternatives for Seniors
IDIS Number:
Operating Agency: Affordable Living for the Aging
Subrecipient Type: CBO
Contract Period: 7/1/2024 to 6/30/2025
Activity Code: 05A Senior Services
National Objective: LMC Low/Mod Limited Clientele
Objective: Suitable Living Environment **Outcome:** Availability/Accessibility

Project Summary

This continuing project provides labor, administrative support, community outreach, and educational opportunities necessary to implement a housing counseling/home sharing program for seniors, 55 years of age and older, throughout the unincorporated 3rd District and the cities of Beverly Hills, San Fernando, West Hollywood, Malibu, Calabasas, and Agoura Hills.

Accomplishments and Net Expenditures

Priority Need: CD - Senior Programs
Performance Indicator: People (General)
Quantitative Accomplishments: Goal: 12 This Year: 0 Cumulative: 0 Ratio: 0.0%
Net Expenditures: Budgeted: \$60,000.00 This Year: \$0.00 Cumulative: \$0.00 Ratio: 0.0%

Annual Narrative:

2023-2024 CAPER CDBG Activity Listing

(Activities Included in Analysis)

Identification

Project No.: 601745-23 **Jurisdiction:** 3rd District
Project Title: Domestic Violence Crisis Shelter Services
IDIS Number: 12323
Operating Agency: The People Concern
Subrecipient Type: CBO
Contract Period: 7/1/2023 to 6/30/2024 **Quarter Completed:** 4
Activity Code: 05G Battered and Abused Spouses
National Objective: LMC Low/Mod Limited Clientele
Objective: Suitable Living Environment **Outcome:** Availability/Accessibility

Project Summary

This continuing project provides funding for the Sojourn Children’s Program which provides a safe and therapeutic environment for child residents of the crisis shelter. This is a domestic violence support group which focuses on the children impacted by domestic violence. Child shelter residents will receive food, clothing, tutoring assistance, medical and mental health services.

Accomplishments and Net Expenditures

Priority Need: Special Needs/Non-Homeless
Performance Indicator: People (General)
Quantitative Accomplishments: Goal: 25 This Year: 33 Cumulative: 33 Ratio: 132.0%
Net Expenditures: Budgeted: \$28,359.00 This Year: \$28,359.00 Cumulative: \$28,359.00 Ratio: 100.0%

Annual Narrative:

This year, 42 new children entered the shelter. They were provided with shelter, food, peer counseling, empowerment philosophy, therapeutic play group, case management, peer counseling and referrals as needed.

Direct Benefit (Race/Ethnicity):

<u>Race/Ethnicity</u>	<u>Numbers Assisted</u>
American Indian/Alaskan Native & Black/African American - Hispanic	1
Asian - Hispanic	2
Black/African American - Hispanic	3
Black/African American - Non-Hispanic	15
Other Race - Hispanic	12
Total	33

Quarter: 1 **Accomplishment Quantity:** 9

Accomplishment Narrative:

This quarter, 9 new children entered the shelter and was provided with shelter, food, peer counseling, empowerment philosophy, therapeutic play groups, clinical counseling, gardening program, and referrals as needed.

Quarter: 2 **Accomplishment Quantity:** 0

Accomplishment Narrative:

During this quarter 13 new children entered the shelter. While in our program, participants are offered the following services, shelter, food, peer counseling, empowerment philosophy, therapeutic play groups, clinical counseling, gardening program, and referrals as needed. Additional demographic data will be reported in Q3.

Quarter: 3 **Accomplishment Quantity:** 11

2023-2024 CAPER CDBG Activity Listing

(Activities Included in Analysis)

Accomplishment Narrative:

During this quarter 14 new children entered the shelter. They were provided with shelter, food, peer counseling, empowerment philosophy, therapeutic play groups, clinical counseling, gardening program, and referrals as needed. Client data will be entered in Q4 when technical issues are resolved.

Quarter: 4 **Accomplishment Quantity:** 13

Accomplishment Narrative:

During this Quarter 22 new children entered the shelter. They were provided with shelter, food, peer counseling, empowerment philosophy, therapeutic play group, case management, peer counseling and referrals as needed.

Client data was not entered before the close of the portal. Please see below for Q4 data:

225355	7/24	Client refused	Hisp/latinx	M	12
22537	5/7/24	Client refused	Hisp/latinx	M	6
23532	6/6/24	Black, Af-Americ	M	9	
23553	6/6/24	Black, Af-Americ	F	0	
23955	6/19/24	Hisp/latinx	F	12	
23964	6/18/24	Hisp/latinx	M	9	
21364	4/4/24	Black, Af-Americ	F	0	
23710	5/31/24	Hisp/latinx	M	0	
23775	6/3/24	Hisp/latinx	F	3	
24670	6/25/24	Black, Af-Americ, M		3	
23770	6/3/24	Hisp/latinx	F	5	
21387	4/4/24	Black, Af-Americ, F		6	
23277	6/1/24	American Indian, Alaska Native, or Indigenous	M	6	
2141	4/5/24	Hisp/latinx	F	8	
24681	6/25/24	Black, Af-Americ, M		8	
21531	4/4/24	Black, Af-Americ, F		9	
23271	6/3/24	American Indian, Alaska Native, or Indigenous	F	9	
22751	5/8/24	American Indian, Alaska Native, or Indigenous Black, Af-Americ,	M	10	
23270	6/1/24	American Indian, Alaska Native, or Indigenous	M	10	
23263	6/1/24	American Indian, Alaska Native, or Indigenous	M	11	
22828	5/8/24	American Indian, Alaska Native, or Indigenous Black, Af-Americ,	F	12	
2184	4/1/24	White	F	0	

2023-2024 CAPER CDBG Activity Listing

(Activities Included in Analysis)

Identification

Project No.: 601745-24 **Jurisdiction:** 3rd District
Project Title: Domestic Violence Crisis Shelter Services
IDIS Number:
Operating Agency: The People Concern
Subrecipient Type: CBO
Contract Period: 7/1/2024 to 6/30/2025
Activity Code: 05G Battered and Abused Spouses
National Objective: LMC Low/Mod Limited Clientele
Objective: Suitable Living Environment **Outcome:** Availability/Accessibility

Project Summary

This continuing project provides funding for the Sojourn Children's Program which provides a safe and therapeutic environment for child residents of the crisis shelter. This program focuses on the children impacted by domestic violence. Child shelter residents will receive food, clothing, tutoring assistance, medical and mental health services.

Accomplishments and Net Expenditures

Priority Need: Special Needs/Non-Homeless
Performance Indicator: People (General)
Quantitative Accomplishments: Goal: 25 This Year: 0 Cumulative: 0 Ratio: 0.0%
Net Expenditures: Budgeted: \$28,359.00 This Year: \$3,012.00 Cumulative: \$3,012.00 Ratio: 10.6%

Annual Narrative:

2023-2024 CAPER CDBG Activity Listing

(Activities Included in Analysis)

Identification

Project No.: E96315-23 **Jurisdiction:** 3rd District
Project Title: Topanga Youth Services
IDIS Number: 12395
Operating Agency: Topanga Community Club
Subrecipient Type: CBO
Contract Period: 7/1/2023 to 6/30/2024 **Quarter Completed:** 4
Activity Code: 05D Youth Services
National Objective: LMC Low/Mod Limited Clientele
Objective: Suitable Living Environment **Outcome:** Availability/Accessibility

Project Summary

This continuing program provides activities for at least 51% low- and moderate-income youth ranging in age from 5 to 19 years old from the unincorporated areas of the Third Supervisorial District.

Accomplishments and Net Expenditures

Priority Need: CD - Youth Programs
Performance Indicator: People (General)
Quantitative Accomplishments: Goal: 30 This Year: 31 Cumulative: 31 Ratio: 103.3%
Net Expenditures: Budgeted: \$21,416.00 This Year: \$21,416.00 Cumulative: \$21,416.00 Ratio: 100.0%

Annual Narrative:

This was another great year for Topanga Youth Services. We once again met our annual goals and national objective as well as had many successful programs. In addition to our annual Talent Show and musical, we have now added an ongoing Teen Open Mic Night series, which was hosted by a local teen. We had three of them during the year and look forward to having more. We have included some photos from this year's musical, Footloose.

Direct Benefit (Race/Ethnicity):

<u>Race/Ethnicity</u>	<u>Numbers Assisted</u>
American Indian/Alaskan Native & White - Hispanic	1
American Indian/Alaskan Native & White - Non-Hispanic	2
Other Race - Non-Hispanic	3
White - Hispanic	1
White - Non-Hispanic	24
Total	31

Direct Benefit (Income):

<u>Income Level</u>	<u>Numbers Assisted</u>
Above Moderate	7
Extremely Low	5
Low	13
Moderate	6
Total	31

Quarter: 1 **Accomplishment Quantity:** 13

Accomplishment Narrative:

2023-2024 CAPER CDBG Activity Listing

(Activities Included in Analysis)

During this quarter, we held a second Teen Open Mic, which turned out great. We also have been preparing for our annual Talent Show and getting submissions.

Quarter: 2 **Accomplishment Quantity:** 4

Accomplishment Narrative:

During this quarter, we offered another Teen Open Mic night and had our annual Talent Show, both of which were a big success. We are also in the planning stages for our musical, which will start in January.

Quarter: 3 **Accomplishment Quantity:** 14

Accomplishment Narrative:

During this quarter, we have been in rehearsals for our annual musical. We will be performing this weekend and are very busy getting ready for the show.

We have also reached our annual goals.

Quarter: 4 **Accomplishment Quantity:** 0

Accomplishment Narrative:

During this quarter, we had our annual musical performances, which went great. We also performed a few songs from the show at the annual Topanga Days festival along with some other solo youth performers who were in our Talent Show and/or ongoing Teen Open Mic nights. We also had another Teen Open Mic Night, which has been building and is fun for all.

2023-2024 CAPER CDBG Activity Listing

(Activities Included in Analysis)

Identification

Project No.: E96315-24 **Jurisdiction:** 3rd District
Project Title: Topanga Youth Services
IDIS Number:
Operating Agency: Topanga Community Club
Subrecipient Type: CBO
Contract Period: 7/1/2024 to 6/30/2025
Activity Code: 05D Youth Services
National Objective: LMC Low/Mod Limited Clientele
Objective: Suitable Living Environment **Outcome:** Availability/Accessibility

Project Summary

This continuing program provides activities for at least 51% low- and moderate-income youth ranging in age from 5 to 19 years old from the unincorporated areas of the Third Supervisorial District.

Accomplishments and Net Expenditures

Priority Need: CD - Youth Programs
Performance Indicator: People (General)
Quantitative Accomplishments: Goal: 30 This Year: 0 Cumulative: 0 Ratio: 0.0%
Net Expenditures: Budgeted: \$24,672.00 This Year: \$993.00 Cumulative: \$993.00 Ratio: 4.0%

Annual Narrative:

2023-2024 CAPER CDBG Activity Listing
(Activities Included in Analysis)

4th District

2023-2024 CAPER CDBG Activity Listing

(Activities Included in Analysis)

Identification

Project No.: 601764-23 **Jurisdiction:** 4th District
Project Title: Fourth District Handyworker Program
IDIS Number: 12325
Operating Agency: Housing Investment and Finance Division
Subrecipient Type: Division of LACDA
Contract Period: 7/1/2023 to 6/30/2024 **Quarter Completed:** 4
Activity Code: 14A Rehabilitation: Single-Unit Residential
National Objective: LMH Low/Mod Housing
Objective: Decent Housing **Outcome:** Affordability

Project Summary

The Handyworker program provides funding for minor home repairs to eligible low-and moderate-income households within the following Fourth Supervisorial District unincorporated areas: East La Miranda, Hacienda Heights, East Whittier, Whittier, Cerritos, Rowland Heights, Whittier, South Whittier, and West Whittier/Los Nietos. Handyworker services are focused on the following activities: minor plumbing repairs/replacement, eligible minor exterior/interior home repairs, and repairs that will provide security and safety improvements to single-family housing units and mobile homes. Mobile home units must be affixed to a foundation and skirted and part of the County's permanent housing stock. The maximum amount of each handyworker grant per household will not exceed \$5,000.

Accomplishments and Net Expenditures

Priority Need: Housing
Performance Indicator: Housing Units
Quantitative Accomplishments: Goal: 10 This Year: 14 Cumulative: 14 Ratio: 140.0%
Net Expenditures: Budgeted: \$170,000.00 This Year: \$150,434.28 Cumulative: \$150,434.28 Ratio: 88.5%

Annual Narrative:

The program has exceeded its year-end goal by completing a total of 14 housing units. Aggressive marketing efforts will continue immediately to prepare for fiscal year 2024-2025.

Direct Benefit (Race/Ethnicity):

<u>Race/Ethnicity</u>	<u>Owners</u>	<u>Renters</u>
Asian - Non-Hispanic	2	0
Other Race - Hispanic	10	0
White - Non-Hispanic	2	0
Total	14	0

Direct Benefit (Income):

<u>Income Level</u>	<u>Owners</u>	<u>Renters</u>
Extremely Low	2	0
Low	8	0
Moderate	4	0
Total	14	0

Housing Detail:

<u>Street Address</u>	<u>City</u>	<u>State</u>	<u>Zip</u>	<u>Rent/Own</u>	<u>Income Level</u>	<u>Expenditures</u>
11419 Winchell Street	Whittier	CA	90606	Owners	Moderate	\$4,995
12308 Moline Drive	Whittier	CA	90604	Owners	Low	\$5,000

2023-2024 CAPER CDBG Activity Listing

(Activities Included in Analysis)

3118 Cudahy Street	Huntington Park	CA	90255	Owners	Extremely Low	\$4,890
4512 Workman Mill Rd B306	Whittier	CA	90601	Owners	Moderate	\$4,590
10509 La Mirada Blvd.	Whittier	CA	90604	Owners	Low	\$4,980
3725 Abbeywood Avenue	Whittier	CA	90601	Owners	Extremely Low	\$4,700
11421 Aldrich Street	Whittier	CA	90606	Owners	Low	\$4,100
8523 Pioneer Blvd	Whittier	CA	90606	Owners	Low	\$4,650
11608 Valleyview Ave Apt 9	Whittier	CA	90604	Owners	Low	\$4,820
9551 Greening Avenue	Whittier	CA	90605	Owners	Low	\$4,944
9323 Barkerville Avenue	Whittier	CA	90605	Owners	Low	\$4,952
8439 Vanport Avenue	Whittier	CA	90606	Owners	Moderate	\$4,950
9540 Bright Avenue	Whittier	CA	90605	Owners	Moderate	\$4,960
8303 Disney Avenue	whittier	CA	90606	Owners	Low	\$5,000

Total Number of Housing Units Assisted : 14

Housing Data:

<u>Category</u>	<u>Homeowners</u>	<u>Renters</u>
3) Total units occupied by elderly (62 years or older):	7	0

Lead Paint Detail:

Number of housing units constructed before 1978	5
Exempt: Housing construction 1978 or later	2
Exempt: No paint disturbed	2
Otherwise exempt	5

Lead Hazard Remediation Actions:

Lead Safe Work Practices (Hard costs <= \$5,000)	5
Interim Controls or Standard Practices (Hard costs \$5,000 - \$25,000)	0
Abatement (Hard costs > \$25,000)	0

Grants/Loans:

<u>Quarter</u>	<u>Grants</u>	<u>Loans</u>
1	1	0
2	5	0
3	2	0
4	6	0
Total	14	0

Quarter: 1 Accomplishment Quantity: 1 Female-Headed Households: 1

Accomplishment Narrative:

During this period, one (1) housing unit was completed. There is currently one (1) housing unit under construction, and three (3) housing units pending for inspection. The project manager continues aggressive marketing efforts.

Quarter: 2 Accomplishment Quantity: 5 Female-Headed Households: 4

Accomplishment Narrative:

During this period, five (5) housing units were completed. There are currently three (3) housing units under construction, and three (3) housing units pending for inspection. The program manager continued aggressive marketing efforts.

Quarter: 3 Accomplishment Quantity: 2 Female-Headed Households: 1

Accomplishment Narrative:

During this period, two (2) housing units were completed, with one (1) housing unit currently under construction. The program manager is continuing aggressive marketing efforts.

Quarter: 4 Accomplishment Quantity: 6 Female-Headed Households: 4

2023-2024 CAPER CDBG Activity Listing

(Activities Included in Analysis)

Accomplishment Narrative:

During this period, six (6) housing units were completed. Although we have exceeded our goal, the program manager is continuing aggressive marketing efforts for the next fiscal year.

2023-2024 CAPER CDBG Activity Listing

(Activities Included in Analysis)

Identification

Project No.: 601764-24 **Jurisdiction:** 4th District
Project Title: Fourth District Handyworker Program
IDIS Number:
Operating Agency: Housing Investment and Finance Division
Subrecipient Type: Division of LACDA
Contract Period: 7/1/2024 to 6/30/2025
Activity Code: 14A Rehabilitation: Single-Unit Residential
National Objective: LMH Low/Mod Housing
Objective: Decent Housing **Outcome:** Affordability

Project Summary

The Handyworker program provides funding for minor home repairs to low-and moderate-income households (80% AMI and below) within the following Fourth District Unincorporated Areas. Handyworker services are focused on minor exterior/interior home repairs to single-family housing units and mobile homes. The maximum grant per household will not exceed \$9,000.

Accomplishments and Net Expenditures

Priority Need: Housing
Performance Indicator: Housing Units
Quantitative Accomplishments: Goal: 11 This Year: 0 Cumulative: 0 Ratio: 0.0%
Net Expenditures: Budgeted: \$227,177.00 This Year: \$40,251.51 Cumulative: \$40,251.51 Ratio: 17.7%

Annual Narrative:

2023-2024 CAPER CDBG Activity Listing

(Activities Included in Analysis)

Identification

Project No.: 602607-22 **Jurisdiction:** 4th District
Project Title: Senior Grant Program - 4th District
IDIS Number: 12263
Operating Agency: Housing Investment and Finance Division
Subrecipient Type: Division of LACDA
Contract Period: 2/8/2023 to 6/30/2024 **Quarter Completed:** 4
Activity Code: 14A Rehabilitation: Single-Unit Residential
National Objective: LMH Low/Mod Housing
Objective: Decent Housing **Outcome:** Affordability

Project Summary

This program provides funding for rehabilitation assistance in the form of a grant of up to \$15,000 to low-income senior homeowners (62 years and older and 80% AMI and below) located in the unincorporated areas of the Fourth District. The grant program will focus on home modifications that increase seniors' mobility, functionality, safety, and independence, as well as and critical deferred maintenance repairs necessary to improve the structural integrity of the home, and to enable low-income seniors to remain in their homes and age in place.

Accomplishments and Net Expenditures

Priority Need: Housing
Performance Indicator: Housing Units
Quantitative Accomplishments: Goal: 10 This Year: 11 Cumulative: 11 Ratio: 110.0%
Net Expenditures: Budgeted: \$298,695.00 This Year: \$243,376.53 Cumulative: \$256,558.68 Ratio: 85.9%

Annual Narrative:

The Fourth District Senior Grant program is reporting 11 single family housing units completed for FY 2023-2024. Program staff is proactively building a project pipeline and is reporting pre-development activity on 2 units and application mail-outs to 8 prospective applicants that will serve to support the 11 unit goal for FY 2024-2025.

Direct Benefit (Race/Ethnicity):

<u>Race/Ethnicity</u>	<u>Owners</u>	<u>Renters</u>
White - Hispanic	11	0
White - Non-Hispanic	1	0
Total	12	0

Direct Benefit (Income):

<u>Income Level</u>	<u>Owners</u>	<u>Renters</u>
Extremely Low	3	0
Low	4	0
Moderate	5	0
Total	12	0

Housing Detail:

<u>Street Address</u>	<u>City</u>	<u>State</u>	<u>Zip</u>	<u>Rent/Own</u>	<u>Income Level</u>	<u>Expenditures</u>
11523 Marquardt Avenue	Whittier	CA	90605	Owners	Moderate	\$14,643
3051 Hill Street	Huntington Park	CA	90255	Owners	Low	\$14,750
9902 Mina Avenue	Whittier	CA	90605	Owners	Moderate	\$14,550
14118 E Busby Drive	Whittier	CA	90604	Owners	Extremely Low	\$9,235

2023-2024 CAPER CDBG Activity Listing

(Activities Included in Analysis)

6231 Pioneer Blvd	Whittier	CA	90606	Owners	Low	\$13,400
10835 Amber Hill Drive	Whittier	CA	90601	Owners	Moderate	\$15,000
10505 Cole Road	Whittier	CA	90604	Owners	Moderate	\$18,095
4103 Eadhill Place	Whittier	CA	90601	Owners	Low	\$17,646
11946 Hastings Drive	Whittier	CA	90605	Owners	Moderate	\$14,500
3018 Flower Street	Walnut Park	CA	90255	Owners	Extremely Low	\$17,000
3135 California Street	Walnut Park	CA	90255	Owners	Extremely Low	\$16,950

Total Number of Housing Units Assisted : 11

Housing Data:

<u>Category</u>	<u>Homeowners</u>	<u>Renters</u>
3) Total units occupied by elderly (62 years or older):	12	0

Lead Paint Detail:

Number of housing units constructed before 1978	0
Exempt: Housing construction 1978 or later	1
Exempt: No paint disturbed	2
Otherwise exempt	1

Lead Hazard Remediation Actions:

Lead Safe Work Practices (Hard costs <= \$5,000)	0
Interim Controls or Standard Practices (Hard costs \$5,000 - \$25,000)	0
Abatement (Hard costs > \$25,000)	0

Grants/Loans:

<u>Quarter</u>	<u>Grants</u>	<u>Loans</u>
1	3	0
2	6	0
4	3	0
Total	12	0

Quarter: 1 Accomplishment Quantity: 3 Female-Headed Households: 3

Accomplishment Narrative:

During this period, the Senior Grant Program (SGP) is reporting 3 units completed. In addition, 6 units are under-construction, and 2 units are in the bid development process.

Quarter: 2 Accomplishment Quantity: 6 Female-Headed Households: 2

Accomplishment Narrative:

During this period, the Senior Grant Program (SGP) is reporting 6 units completed. In addition, 1 unit(s) is under-construction, and 1 unit(s) is in the bid development process.

Quarter: 3 Accomplishment Quantity: 0

Accomplishment Narrative:

During this period, there are currently three (3) units under construction. The project is progressing as planned and achieve its goal.

Quarter: 4 Accomplishment Quantity: 2 Female-Headed Households: 2

Accomplishment Narrative:

During this period, the SGP is reporting 2 units completed. In addition, we are reporting 1 unit in the pre-development stage and 1 unit in the pre-construction stage.

2023-2024 CAPER CDBG Activity Listing

(Activities Included in Analysis)

Identification

Project No.: 602607-24 **Jurisdiction:** 4th District
Project Title: Senior Grant Program - 4th District
IDIS Number:
Operating Agency: Housing Investment and Finance Division
Subrecipient Type: Division of LACDA
Contract Period: 7/1/2024 to 6/30/2025
Activity Code: 14A Rehabilitation: Single-Unit Residential
National Objective: LMH Low/Mod Housing
Objective: Decent Housing **Outcome:** Affordability

Project Summary

This program provides funding for rehabilitation assistance in the form of a grant of up to \$25,000 to low-and moderate-income (80% AMI and below) senior homeowners (62 years and older) located in the unincorporated areas of the Fourth District. The grant program will focus on home modification that increase seniors' mobility and improve structural integrity of homes.

Accomplishments and Net Expenditures

Priority Need: Housing
Performance Indicator: Housing Units
Quantitative Accomplishments: Goal: 11 This Year: 0 Cumulative: 0 Ratio: 0.0%
Net Expenditures: Budgeted: \$477,177.00 This Year: \$31,180.09 Cumulative: \$31,180.09 Ratio: 6.5%

Annual Narrative:

2023-2024 CAPER CDBG Activity Listing

(Activities Included in Analysis)

Identification

Project No.: 602356-23 **Jurisdiction:** 4th District
Project Title: Growing Experience - Carmelitos Community Programming
IDIS Number: 12416
Operating Agency: Housing Operations
Subrecipient Type: Division of LACDA
Contract Period: 7/1/2023 to 6/30/2024 **Quarter Completed:** 4
Activity Code: 05Z Public Services (General)
National Objective: LMC Low/Mod Limited Clientele
Objective: Suitable Living Environment **Outcome:** Availability/Accessibility

Project Summary

This continuing project provides locally sustainably grown produce and a variety of community workshops, youth STEAM programs, community events, and a safe green space for recreation within a (7)-acre urban farm and community garden to the residents of the Carmelitos Housing Development. The Growing Experience is located at 750 Via Carmelitos, Long Beach, CA 90805.

Accomplishments and Net Expenditures

Priority Need: CD - Public Services
Performance Indicator: People (General)
Quantitative Accomplishments: Goal: 100 This Year: 0 Cumulative: 0 Ratio: 0.0%
Net Expenditures: Budgeted: \$100,000.00 This Year: \$92,668.19 Cumulative: \$92,668.19 Ratio: 92.7%

Annual Narrative:

100% of the funds were obligated for programming at the Growing Experience with The Maye Center as partner. Funding includes maintenance of farm, aquaponics, resident workshops, nutrition programs, and programming cost for Community Garden. \$8,853 will be accrued to payout pending FY 23-24 invoices for programming and landscaping.

Quarter: 1 **Accomplishment Quantity:** 0

Accomplishment Narrative:

During the first quarter, the programming at the Growing Experience with The Maye Center as partner continued. Activities included aquaponics demonstration and operation, resident workshops, nutrition programs and garden operations.

Quarter: 2 **Accomplishment Quantity:** 0

Accomplishment Narrative:

For the end of the second quarter, this activity is on track to spend 100% of these funds this fiscal year ending June 30, 2024. We are currently working on getting the aquaponics and water meter installed, as well as fencing repairs. Participants to be reported in the following quarter.

Quarter: 3 **Accomplishment Quantity:** 0

Accomplishment Narrative:

This continuing project provides locally sustainably grown produce and a variety of community workshops, youth STEAM programs, community events, and a safe green space for recreation within a (7)-acre urban farm and community garden to the residents of the Carmelitos Housing Development.

This project is about 75% complete, and is scheduled to be complete by 6/30/24. The current partner, The Maye Center, is currently running youth and senior programming for the community and will expend all funds this FY.

Quarter: 4 **Accomplishment Quantity:** 0

2023-2024 CAPER CDBG Activity Listing

(Activities Included in Analysis)

Accomplishment Narrative:

100% of the funds were obligated for programming at the Growing Experience with The Maye Center as partner. Funding includes maintenance of farm, aquaponics, resident workshops, nutrition programs, and programming cost for Community Garden. \$8,853 will be accrued to payout pending FY 23-24 invoices for programming and landscaping.

2023-2024 CAPER CDBG Activity Listing

(Activities Included in Analysis)

Identification

Project No.: 602575-22 **Jurisdiction:** 4th District
Project Title: Harbor Hills and Carmelitos Housing Sites - Playground Improvements II
IDIS Number: 12258
Operating Agency: Housing Operations
Subrecipient Type: Division of LACDA
Contract Period: 1/3/2023 to 6/30/2025
Activity Code: 14C Public Housing Modernization
National Objective: LMH Low/Mod Housing
Objective: Decent Housing **Outcome:** Affordability

Project Summary

The new project provides the Harbor Hills and Carmelitos Housing Developments' playgrounds with improvements that were previously planned but deferred due to higher costs such as additional playground amenities, drainage and to include improvements but not limited to; replacement of damaged or missing components, removal/replacement of new padding, repainting existing s

Accomplishments and Net Expenditures

Priority Need: Housing
Performance Indicator: Housing Units
Quantitative Accomplishments: Goal: 1,014 This Year: 0 Cumulative: 0 Ratio: 0.0%
Net Expenditures: Budgeted: \$500,000.00 This Year: \$155,933.36 Cumulative: \$176,036.59 Ratio: 35.2%

Annual Narrative:

For FY23, the project started construction but had some delays due to ADA requirements for paths of travel. CMU staff are working with the consultants and Public Works to resolve the ADA issues with this project. Construction completion is expected in the new program year, FY24.

Quarter: 1 **Accomplishment Quantity:** 0

Accomplishment Narrative:

During the first quarter, this project was assigned to Harry H Joh Construction under a JOC construction project. The current cost of this project is \$809,566.33 for both housing sites. Construction is ongoing. Building and Safety included ADA requirements which are being included as supplemental for both sites. Estimated completion date is June 30, 2024.

Quarter: 2 **Accomplishment Quantity:** 0

Accomplishment Narrative:

During the second quarter, the project is underway with Harry Joh Construction. There was a delay with plan check and the ADA requirements for this project. This is still scheduled for completion by June 30, 2024 and closed in Q4.

Quarter: 3 **Accomplishment Quantity:** 0

Accomplishment Narrative:

As of the third quarter, this project is in construction. The ADA requirement for path of travel has delayed project completion, but will be resolved to resume construction. CMU staff is handling. Construction completion is expected in late fourth quarter or if needed extended to first quarter of new program year.

Quarter: 4 **Accomplishment Quantity:** 0

Accomplishment Narrative:

As of the fourth quarter, the project started construction but had some delays due to ADA requirements for paths of travel.

2023-2024 CAPER CDBG Activity Listing

(Activities Included in Analysis)

CMU staff are working with the consultants and Public Works to resolve the ADA issues with this project. Construction completion is expected in the new program year, FY24.

2023-2024 CAPER CDBG Activity Listing

(Activities Included in Analysis)

Identification

Project No.: 4JJ02X-23 **Jurisdiction:** 4th District
Project Title: Walnut Park Parking Lot Maintenance - District 4
IDIS Number: 12297
Operating Agency: Department of Economic Opportunity
Subrecipient Type: L.A. County Dept.
Contract Period: 7/1/2023 to 6/30/2024 **Quarter Completed:** 4
Activity Code: 02 Disposition
National Objective: LMH Low/Mod Housing
Objective: Decent Housing **Outcome:** Affordability

Project Summary

This project provides for monthly property maintenance of the Department of Economic Opportunity's owned properties associated with the development of affordable housing and homeownership, including fencing at 2615/2629/2655 Walnut St.

Accomplishments and Net Expenditures

Priority Need: Housing
Performance Indicator: Housing Units
Quantitative Accomplishments: Goal: 1 This Year: 1 Cumulative: 1 Ratio: 100.0%
Net Expenditures: Budgeted: \$55,000.00 This Year: \$38,468.00 Cumulative: \$38,468.00 Ratio: 69.9%

Annual Narrative:

Properties had numerous issues with debris placed on both properties throughout the year. DEO has responded accordingly to remove. Maintenance to continue for next fiscal year using other funding sources other than CDBG.

Quarter: 1 **Accomplishment Quantity:** 0

Accomplishment Narrative:

During this quarter, the properties remain clear of all debris. No issues arose during this period.

Quarter: 2 **Accomplishment Quantity:** 0

Accomplishment Narrative:

During this quarter, the properties remain clear of all debris. No issues arose during this period.

Quarter: 3 **Accomplishment Quantity:** 0

Accomplishment Narrative:

The quarter experienced additional costs for clean up outside of monthly expenses. On going issues with PEH in the area and working with CEO Encampment division to resolve.

Quarter: 4 **Accomplishment Quantity:** 1

Accomplishment Narrative:

This quarter, staff received numerous complaints of excess debris. Staff responded immediately to address. No other issues to report.

2023-2024 CAPER CDBG Activity Listing

(Activities Included in Analysis)

Identification

Project No.: 600727-23 **Jurisdiction:** 4th District
Project Title: Code Enforcement - Fourth District
IDIS Number: 12435
Operating Agency: Department of Regional Planning
Subrecipient Type: L.A. County Dept.
Contract Period: 7/1/2023 to 6/30/2024 **Quarter Completed:** 4
Activity Code: 15 Code Enforcement
National Objective: LMA Low/Mod Area
Objective: Suitable Living Environment **Outcome:** Sustainability

Project Summary

This continuing project provides a comprehensive code enforcement program in support of the Los Angeles County Development Authority's Housing Rehabilitation Programs to arrest the decline in deteriorating and deteriorated, primarily residential, low-and moderate-income areas of the unincorporated Fourth Supervisorial District as outlined in the 2016 Community Profile assessment.

Accomplishments and Net Expenditures

Priority Need: Housing
Performance Indicator: People (General)
Quantitative Accomplishments: Goal: 91,230 This Year: 91,230 Cumulative: 91,230 Ratio: 100.0%
Net Expenditures: Budgeted: \$149,000.00 This Year: \$149,000.00 Cumulative: \$149,000.00 Ratio: 100.0%

Annual Narrative:

For this program year, overall quality of work in Code Enforcement has improved due to the increase in technological support and better operating practices. Identifying deteriorating conditions, in conjunction with other rehabilitation and public improvement projects, have helped to improve the health and well-being of residents in the unincorporated areas of the First Supervisorial District.

No leverage funds were used for this project.

Quarter: 1 **Accomplishment Quantity:** 91,230

Accomplishment Narrative:

In Quarter 1 of Fiscal Year 2023-24, the Department of Regional Planning staff achieved compliance on thirty-two (32) cases, opened thirty-three (33) cases, and conducted one hundred fourteen (114) inspections. During the first quarter, thirty-two (32) Notices of Violations were issued for deteriorating conditions. The following deteriorated conditions were cited: thirteen (13) trash/debris, fifteen (15) inoperative vehicles, five (5) unpermitted structures, and nine (9) illegal conversions. One (1) case was issued a non-compliance fine, and no (0) cases were referred to the District Attorney's office.

Quarter: 2 **Accomplishment Quantity:** 0

Accomplishment Narrative:

During Quarter 2 of Fiscal Year 2023-24, the Department of Regional Planning staff achieved compliance on twenty-nine (29) cases, opened twenty-seven (27) cases, and conducted seventy-eight (78) inspections. During Quarter 2, forty-four (44) Notices of Violations were issued for deteriorating conditions. The following deteriorated conditions were cited: twelve (12) trash/debris, fourteen (14) inoperative vehicles, ten (10) unpermitted structures, and eleven (11) illegal conversions. One (1) case was issued a non-compliance fine, and no (0) cases were referred to the District Attorney's office.

Quarter: 3 **Accomplishment Quantity:** 0

Accomplishment Narrative:

2023-2024 CAPER CDBG Activity Listing

(Activities Included in Analysis)

In Quarter 3 of Fiscal Year 2023-24, the Department of Regional Planning staff achieved compliance on sixty (60) cases, opened twenty-five (25) cases, and conducted one hundred forty-five (145) inspections. During Quarter 3, fifty-two (52) Notices of Violations were issued for deteriorating conditions. The following deteriorated conditions were cited: nineteen (19) trash/debris, twenty-three (23) inoperative vehicles, eight (8) unpermitted structures, and thirteen (13) illegal conversions. Three (3) cases were issued a non-compliance fine, and no (0) cases were referred to the District Attorney's office.

Quarter: 4 **Accomplishment Quantity:** 0

Accomplishment Narrative:

During Quarter 4 of Fiscal Year 2023-24, the Department of Regional Planning staff achieved compliance on fifty-seven (57) cases, opened ninety-three (93) cases, and conducted two hundred sixty-seven (267) inspections. During the fourth quarter, seventy-six (76) Notices of Violations were issued for deteriorating conditions. The following deteriorated conditions were cited: thirty-seven (37) trash/debris, twenty-four (24) inoperative vehicles, twenty (20) unpermitted structures, and seventeen (17) illegal conversions. Four (4) cases were issued a non-compliance fine, and two (2) previous referred cases had office conferences at the District Attorney's office.

2023-2024 CAPER CDBG Activity Listing

(Activities Included in Analysis)

Identification

Project No.: 600727-24 **Jurisdiction:** 4th District
Project Title: Code Enforcement - Fourth District
IDIS Number:
Operating Agency: Department of Regional Planning
Subrecipient Type: L.A. County Dept.
Contract Period: 7/1/2024 to 6/30/2025
Activity Code: 15 Code Enforcement
National Objective: LMA Low/Mod Area
Objective: Suitable Living Environment **Outcome:** Sustainability

Project Summary

This continuing project provides a comprehensive code enforcement program in support of the Los Angeles County Development Authority's Housing Rehabilitation Programs.

Accomplishments and Net Expenditures

Priority Need: Housing
Performance Indicator: People (General)
Quantitative Accomplishments: Goal: 91,230 This Year: 0 Cumulative: 0 Ratio: 0.0%
Net Expenditures: Budgeted: \$100,000.00 This Year: \$0.00 Cumulative: \$0.00 Ratio: 0.0%

Annual Narrative:

2023-2024 CAPER CDBG Activity Listing

(Activities Included in Analysis)

Identification

Project No.: 602631-23 **Jurisdiction:** 4th District
Project Title: E-Sports and Facility Improvements - South Whittier
IDIS Number: 12368
Operating Agency: Boys and Girls Club of Whittier
Subrecipient Type: CBO
Contract Period: 7/1/2023 to 6/30/2024 **Quarter Completed:** 4
Activity Code: 05D Youth Services
National Objective: LMC Low/Mod Limited Clientele
Objective: Suitable Living Environment **Outcome:** Availability/Accessibility

Project Summary

This new project provides furniture, supplies, and equipment (i.e. furniture, foosball table, ping pong table, E-sports equipment and supplies), for youth recreational and E-sports activities at Graves Middle School, in the South Whittier area of the Fourth District.

Accomplishments and Net Expenditures

Priority Need: CD - Youth Programs
Performance Indicator: People (General)
Quantitative Accomplishments: Goal: 100 This Year: 101 Cumulative: 101 Ratio: 101.0%
Net Expenditures: Budgeted: \$40,000.00 This Year: \$39,602.00 Cumulative: \$39,602.00 Ratio: 99.0%

Annual Narrative:

CDBG contract funds were utilized to establish an E-sports facility at Graves Middle School in Whittier, CA. 100 lower-income children were enrolled in the program to engage in various E-sports activities including PC and console gaming, tournaments, and friendly team matches. Through E-Sports, students engaged in critical thinking, problem solving, communication, leadership, and digital literacy skills development. Similar to traditional sports, E-sports activities were also utilized to help students develop sense of belonging and social connection, good sportsmanship, discipline, and resilience.

Direct Benefit (Race/Ethnicity):

<u>Race/Ethnicity</u>	<u>Numbers Assisted</u>
American Indian/Alaskan Native & Black/African American - Non-Hispanic	1
American Indian/Alaskan Native & White - Hispanic	3
American Indian/Alaskan Native - Non-Hispanic	1
Asian - Hispanic	10
Asian - Non-Hispanic	5
Black/African American & White - Hispanic	1
Black/African American & White - Non-Hispanic	3
Black/African American - Hispanic	2
Black/African American - Non-Hispanic	3
Other Race - Non-Hispanic	3
White - Hispanic	65
White - Non-Hispanic	4
Total	101

Direct Benefit (Income):

<u>Income Level</u>	<u>Numbers Assisted</u>
---------------------	-------------------------

2023-2024 CAPER CDBG Activity Listing

(Activities Included in Analysis)

Above Moderate	3
Extremely Low	47
Low	29
Moderate	22
<hr/>	
Total	101

Quarter: 1 **Accomplishment Quantity:** 0

Accomplishment Narrative:

In Quarter 1, the agency has focused on building a Student Center/E-Sports Room for the students at Graves Middle School. With the Grand Opening of our Student Center/E-Sports Room scheduled for October 31, 2023. We have not serviced students during Quarter 1. Instead, we have focused on creating the perfect environment for middle schoolers. This center will focus on relationship building, homework assistance, increasing attendance, and creating pathways for those who want to peruse a career in technology. We will be actively pushing for enrollment for Quarter 2. All furniture and equipment have been purchased and installed, and program plan is in place. Delays in July/Aug/Sept 2023 billing due to BGCW accounting/fiscal staff transition.

Quarter: 2 **Accomplishment Quantity:** 30

Accomplishment Narrative:

There were 30 participants that utilized the facility. E-sports at Graves are about to begin try outs for our E-Sports tournament for 10-15 participants Graves is currently using E-sports as an incentive for our members and others on campus to join the after-school program. The game room was used on Fun Fridays by competing in a Mario Kart, Super Smash, and Pool. I have already spoke to my staff and let them know that E-Sports is supposed to be run as a tournament with 10-15 members that will begin January 2024.

Quarter: 3 **Accomplishment Quantity:** 0

Accomplishment Narrative:

The Boys and Girls Club of Whittier has continued to renovate the room that the E-sports program is located in. We have acquired/installed additional gaming computers to be able to have more children participate in the program at the same time. Weekly tournaments have been scheduled to really expose the children to more opportunities to utilize the game room. Student outreach/recruitment will continue in Quarter 4 to increase enrollment.

Quarter: 4 **Accomplishment Quantity:** 71

Accomplishment Narrative:

The Esports program completed its redesign of the designated classroom space at Graves Middle School. This included couches, standing desks, comfortable chairs, and high-quality gaming computers and consoles. For many of our members this was their first time they have ever been exposed to such a program. Members were able to compete in Esports tournaments and learn how to collaborate and communicate while participating in Esports games. At the end of the school year, we met our goal of 100 children served.

2023-2024 CAPER CDBG Activity Listing

(Activities Included in Analysis)

Identification

Project No.: 602023-23 **Jurisdiction:** 4th District
Project Title: South Whittier/Los Nietos Before and/or After-School Programming
IDIS Number: 12334
Operating Agency: Boys and Girls Club of Whittier
Subrecipient Type: CBO
Contract Period: 7/1/2023 to 6/30/2024 **Quarter Completed:** 4
Activity Code: 05D Youth Services
National Objective: LMC Low/Mod Limited Clientele
Objective: Suitable Living Environment **Outcome:** Availability/Accessibility

Project Summary

This ongoing project promotes academic success and social/emotional by providing before and after-school activities for participants (ages 5-15) at the following twelve (12) locations in the East Whittier, South Whittier, and Los Nietos school districts: (10) elementary schools and two (2) middle schools: Aeolian, Evergreen, Laurel, Ceres, Mulberry, La Colima, Orchard Dale, Hillview, Carmela, Loma Vista, Lake Marie, and Los Nietos.

Accomplishments and Net Expenditures

Priority Need: CD - Youth Programs
Performance Indicator: People (General)
Quantitative Accomplishments: Goal: 250 This Year: 250 Cumulative: 250 Ratio: 100.0%
Net Expenditures: Budgeted: \$135,000.00 This Year: \$99,684.00 Cumulative: \$99,684.00 Ratio: 73.8%

Annual Narrative:

After-school enrichment programs including tutoring, choir, keyboard/piano, cheer, dance, DJ'ing, and graphic arts programs were provided to 250 K-8th grade students in 14 elementary and middle schools in the East Whittier School District, South Whittier School District, and Los Nietos School District. Contract funds were utilized toward instructor/tutor personnel costs and program equipment and supplies, including musical instruments, choir and cheer uniforms, graphic arts program software, DJ turntables, and participant incentives. Several culmination events showcasing student's performance and art work were held for parents and family members throughout the program term.

Direct Benefit (Race/Ethnicity):

<u>Race/Ethnicity</u>	<u>Numbers Assisted</u>
American Indian/Alaskan Native & Black/African American - Hispanic	7
American Indian/Alaskan Native & Black/African American - Non-Hispanic	6
American Indian/Alaskan Native & White - Hispanic	3
American Indian/Alaskan Native - Non-Hispanic	1
Asian - Hispanic	6
Asian - Non-Hispanic	5
Asian and White - Hispanic	2
Black/African American & White - Hispanic	2
Black/African American & White - Non-Hispanic	3
Black/African American - Hispanic	1
Black/African American - Non-Hispanic	2
Native Hawaiian/Other Pacific Islander - Hispanic	1
Native Hawaiian/Other Pacific Islander - Non Hispanic	1
Other Race - Hispanic	5
Other Race - Non-Hispanic	7

2023-2024 CAPER CDBG Activity Listing

(Activities Included in Analysis)

White - Hispanic	183
White - Non-Hispanic	15
Total	250

Direct Benefit (Income):

<u>Income Level</u>	<u>Numbers Assisted</u>
Above Moderate	16
Extremely Low	110
Low	78
Moderate	46
Total	250

Quarter: 1 **Accomplishment Quantity:** 0

Accomplishment Narrative:

In preparation to launch the after-school music program, we have hired three staff members that will be forming choirs and teaching piano lessons. Each lesson will be twice a week and will include the fundamentals of music to promote a well-rounded musical education. We have not served any clients in Quarter 1, services will begin in Quarter 2. Students have vocalized their eagerness to have a choir and instrumental lessons in their afterschool program. Delays in July/Aug/Sept 2023 billing due to BGCW accounting/fiscal staff transition.

Quarter: 2 **Accomplishment Quantity:** 15

Accomplishment Narrative:

During Quarter 2 we started a choir at six (6) different schools. Practice is twice a week, averaging 10 kids per school. The choir performed at The Boys and Girls Club of Whittier's annual community Thanksgiving dinner. The choirs also performed at their school site's winter performance. Additionally, keyboard lessons were started at four (4) schools. Students are hoping to have a showcase in March 2024. Quarter 2 had less registrants, due to students not qualifying with their address and difficulty in hiring qualified staff, we do have a plan to increase our numbers. We have been able to hire an additional music teacher and will be adding a professional DJ to teach the kids that skill. We will also be expanding the music program to three more elementary schools in the area.

Quarter: 3 **Accomplishment Quantity:** 96

Accomplishment Narrative:

During Quarter 3 the program saw increased activity with the addition of classes in Graphic Design, DJ lessons, and Cheer/Dance. These diverse programs have brought in more children who were interested in learning these topics, especially at the middle school level. The music program has continued to grow. They just completed a spring showcase in March. Over 100 hundred family members were in attendance to watch their children perform. We will continue program outreach to increase enrollment in Quarter 4.

Quarter: 4 **Accomplishment Quantity:** 139

Accomplishment Narrative:

In this quarter we saw a rapid expansion of our cheerleading, dance teams, and graphic arts programs. We were able to have 10 schools with approximately 10 children on each team practice twice a week. The teams have been practicing since January and ended their year with a showcase. Each group performed in front of their family, friends and other schools on June 1st. The graphic design program designed all the of the uniform shirts that the cheerleaders wore and assisted in the shirts production. They also created the flyer that we used to invite all the guests. This school year, the afterschool program was able to serve 250 members.

2023-2024 CAPER CDBG Activity Listing

(Activities Included in Analysis)

Identification

Project No.: 602023-24 **Jurisdiction:** 4th District
Project Title: South Whittier/Los Nietos Before and/or After-School Programming
IDIS Number:
Operating Agency: Boys and Girls Club of Whittier
Subrecipient Type: CBO
Contract Period: 7/1/2024 to 6/30/2025
Activity Code: 05D Youth Services
National Objective: LMC Low/Mod Limited Clientele
Objective: Suitable Living Environment **Outcome:** Availability/Accessibility

Project Summary

This continuing project provides before and after-school academic and social-emotional development programs including academic tutoring, music, coding, robotics, and pro-social recreation for participants (ages 5-15) at fourteen (14) public elementary and middle schools in the East Whittier, South Whittier, and Los Nietos school districts.

Accomplishments and Net Expenditures

Priority Need: CD - Youth Programs
Performance Indicator: People (General)
Quantitative Accomplishments: Goal: 250 This Year: 0 Cumulative: 0 Ratio: 0.0%
Net Expenditures: Budgeted: \$100,000.00 This Year: \$0.00 Cumulative: \$0.00 Ratio: 0.0%

Annual Narrative:

2023-2024 CAPER CDBG Activity Listing

(Activities Included in Analysis)

Identification

Project No.: 602138-23 **Jurisdiction:** 4th District
Project Title: Harbor Hills Comprehensive Youth Development Programming
IDIS Number: 12338
Operating Agency: Boys and Girls Clubs of Los Angeles Harbor
Subrecipient Type: CBO
Contract Period: 7/1/2023 to 6/30/2024 **Quarter Completed:** 4
Activity Code: 05Z Public Services (General)
National Objective: LMC Low/Mod Limited Clientele
Objective: Suitable Living Environment **Outcome:** Availability/Accessibility

Project Summary

This continuing COVID related project provides comprehensive youth development for approximately one hundred (100) children (aged 6-19) at the Harbor Hills Housing Development through programming that includes academic and college bound support; workforce, career bound development opportunities; STEM academic assistance; fine, media, recording arts instruction; daily recreation and athletic activities; healthy snack and meals; and transportation between Harbor Hills Housing Development sites.

Accomplishments and Net Expenditures

Priority Need: CD - Youth Programs
Performance Indicator: People (General)
Quantitative Accomplishments: Goal: 100 This Year: 86 Cumulative: 86 Ratio: 86.0%
Net Expenditures: Budgeted: \$195,000.00 This Year: \$194,700.00 Cumulative: \$194,700.00 Ratio: 99.8%

Annual Narrative:

For the program year, we served 75 members who participated in our program and kept up with school and engaged in critical, social, and emotional activities that benefitted their well-being. Our students were able to learn leadership, sportsmanship, and teamwork. A lot of our students culminated from Middle School and Elementary. We continue to work hard on talking to the community about the services we offer at the Boys and Girls club. We will continue to work toward providing a free, safe, healthy, educational, and fun environment to our members and the community.

Direct Benefit (Race/Ethnicity):

<u>Race/Ethnicity</u>	<u>Numbers Assisted</u>
American Indian/Alaskan Native & White - Non-Hispanic	1
Black/African American & White - Non-Hispanic	2
Black/African American - Hispanic	3
Black/African American - Non-Hispanic	54
Other Race - Hispanic	24
Other Race - Non-Hispanic	1
White - Hispanic	1
Total	86

Quarter: 1 **Accomplishment Quantity:** 0

Accomplishment Narrative:

Our facility was open daily in the afternoon to provide members with homework assistance, and providing enrichment programming to all youth. We offered athletics, STEM, art. Members who participated in our program had more opportunities to keep up with school and engage in critical, social, and emotional activities that benefit their well-being. July was the kickoff for or summer camp; club hours during summer were from 12PM-7PM. Members received a hot lunch and snack, on a daily

2023-2024 CAPER CDBG Activity Listing

(Activities Included in Analysis)

basis. During camp hours, we did an hour of math and literacy. We also followed and implemented our AAA (Athletics, Art, and Academics) Strategy and had weekly field trips for elementary, middle school and high school members. In August, we ended our summer camp by taking our members to Johns Incredible Pizza for fun and games. In addition, we had a Back-to-School Jam and gave out books and school supplies.

During this quarter, we worked on restructuring our programming to ensure that our members participate in fun and enriching activities. For example, we started a community fridge in which any member and/or community members are able to come to the club once a week between 3:00PM-6:00PM where we offer milk, canned goods, bread, fresh fruits, veggies and rice. This has helped the program by encouraging new members to enroll in our programs. In addition, it has increased our daily attendance to up to 50 members. We will continue to work toward providing a free, safe, healthy, educational, and fun environment to our members and the community.

Quarter: 2 **Accomplishment Quantity:** 73

Accomplishment Narrative:

Our facility was open daily in the afternoon to provide members with homework assistance, and providing enrichment programming to all youth. We offered athletics, STEM, art. Members who participated in our program had more opportunities to keep up with school and engage in critical, social, and emotional activities that benefit their well-being. We started the month off by participating in the Native American Heritage Month Performance at Harbor City Site. They were able to educate our members about the multi-colored hoops, which are used to create shapes and characters, to use during a dance, storytelling and interactive songs. Then, our members participated in the College Bound Thankful Contest. Several were thankful for having a Boys & Girls Club in their area. Others were very thankful for the staff. Since there has been a staff turnover rate at the site, they have been missing something. Lastly, they were thankful for their families and having a roof over their heads. Next, our Thanksgiving Dinner was a great success. We celebrated with eating turkey, mashed potatoes, and pumpkin pie. Followed by our 2nd Annual Turkey Bowl, we had two teams that participated in a Flag Football tournament. They were excited and trained all month to be able to compete with one another. They all did an amazing job! Lastly, we ended our month with a Thanksgiving Basket Giveaway for families. They were able to enjoy a \$25 gift card for their turkey and received a bag of nonperishable dinner items for their Thanksgiving Dinner. We continue to reach out to all the youth in the community, as well as, encouraging new members to enroll in our programs. In addition, it has increased our daily attendance to up to 50 members. We will continue to work toward providing a free, safe, healthy, educational, and fun environment to our members and the community.

Quarter: 3 **Accomplishment Quantity:** 2

Accomplishment Narrative:

Our facility was open daily in the afternoon to provide members with homework assistance and providing enrichment programming to all youth. We offered athletics, STEM, art. Members who participated in our program had more opportunities to keep up with school and engage in critical, social, and emotional activities that benefit their well-being. In our athletics program, we invited several students from our pods to do dance battle. Many of our students like expressing themselves through movements and music. It was interesting to our girls and boys dance against each other to see who did it best. Although in the beginning it was a competition, at the end you could see the smile each student had. Next, our stem program discussed towers and how things hold up in an emergency. One of the examples given by our students was an earthquake; many buildings are not holding up anymore due to how old some buildings are. One of the activities all the students did was creating a bridge out of straws and clear tape. At the end we saw that the girls created a strong base for anything that would go through them. In addition, St. Patrick's Day celebration was a success our students brought in their karaoke microphone and were singing interesting songs. We had face painting to which various students painted their faces with silly drawings. Lastly, they played bingo. We had various winners that found themselves earning prizes as they left home. Lastly, to kick off our Easter Celebration, first we had a special guest come into our site. Bernie who used to work for the Boys & Girls club of South Bay and donated special treats for our members for the day of Easter. Our students were excited and thanked him for the generous gift. Next, we had our first Easter egg hunt at Harbor Hills. Many of our students ran all over the rooms looking for the eggs. As they found those eggs each egg had a delicious surprise inside, they all didn't expect. Lastly, to end the day they had a special treat which was ice cream sandwiches. The students enjoyed their snack as they now kick off their spring break. We will continue to work toward providing a free, safe, healthy, educational, and fun environment to our members and the community.

Quarter: 4 **Accomplishment Quantity:** 11

Accomplishment Narrative:

facility was open daily in the afternoon to provide members with homework assistance and providing enrichment programming to all youth. We offered athletics, STEM, art. Members who participated in our program had more opportunities to keep up with school and engage in critical, social, and emotional activities that benefit their well-being. In our athletics program, we had a basketball league. We conducted a league that lasted for about 2 months. Our students were able to learn leadership,

2023-2024 CAPER CDBG Activity Listing

(Activities Included in Analysis)

sportsmanship, and teamwork. Next, our stem program has been learning about mixing different types of ingredients to make clay, puddy, and other kinds of hands on items. Although it gets messy the students were engaged and kept themselves motivated to make the ingredients work. Lastly, to kick off the end of the school year students had end of the year celebration. A lot of our students culminated from Middle School and Elementary. We are working hard on talking to the community about the services we offer at the Boys and Girls club. We will continue to work toward providing a free, safe, healthy, educational, and fun environment to our members and the community.

2023-2024 CAPER CDBG Activity Listing

(Activities Included in Analysis)

Identification

Project No.: 602138-24 **Jurisdiction:** 4th District
Project Title: Harbor Hills Comprehensive Youth Development Programming
IDIS Number:
Operating Agency: Boys and Girls Clubs of Los Angeles Harbor
Subrecipient Type: CBO
Contract Period: 7/1/2024 to 6/30/2025
Activity Code: 05Z Public Services (General)
National Objective: LMC Low/Mod Limited Clientele
Objective: Suitable Living Environment **Outcome:** Availability/Accessibility

Project Summary

This continuing project provides comprehensive youth development for approximately one hundred (100) children (aged 6-19) at the Harbor Hills Housing Development through academic and college bound support; workforce, career development opportunities; STEM assistance; fine, media, recording arts instruction; recreation, athletic activities; healthy snacks, meals.

Accomplishments and Net Expenditures

Priority Need: CD - Youth Programs
Performance Indicator: People (General)
Quantitative Accomplishments: Goal: 60 This Year: 0 Cumulative: 0 Ratio: 0.0%
Net Expenditures: Budgeted: \$100,000.00 This Year: \$0.00 Cumulative: \$0.00 Ratio: 0.0%

Annual Narrative:

2023-2024 CAPER CDBG Activity Listing

(Activities Included in Analysis)

Identification

Project No.: 602342-20 **Jurisdiction:** 4th District
Project Title: Mobile Shower Hygiene Project
IDIS Number: 11774
Operating Agency: Harbor Interfaith Services
Subrecipient Type: CBO
Contract Period: 5/26/2021 to 6/30/2024 **Quarter Completed:** 4
Activity Code: 03C Homeless Facilities (Not Operating Costs)
National Objective: LMC Low/Mod Limited Clientele
Objective: Suitable Living Environment **Outcome:** Availability/Accessibility

Project Summary

This new project provides for the rental of mobile shower trailer to maintain the hygiene of homeless persons thereby positively impacting the public health and decreasing the incidence of infectious diseases. Additionally, participants will be referred to supportive services.

Accomplishments and Net Expenditures

Priority Need: Homelessness
Performance Indicator: Public Facilities
Quantitative Accomplishments: Goal: 1 This Year: 41 Cumulative: 56 Ratio: 5600%
Net Expenditures: Budgeted: \$25,000.00 This Year: \$25,000.00 Cumulative: \$25,000.00 Ratio: 100.0%

Annual Narrative:

This facility allows Harbor Interfaith to serve 40 chronically homeless individuals at any given time. Residents live onsite while staff help them to become document ready and work on permanent housing solutions. The is a county facility that was converted into a shelter to allow those experiencing homelessness to come in doors.

With this funding we were able to add the much-needed shower and restroom facilities to make this project complete and feel like home. Residents meet with case managers, receive 3 meals per day and have a computer lab on site to help increase their education, secure employment and locate permanent housing solutions.

Quarter: 1 **Accomplishment Quantity:** 1

Accomplishment Narrative:

We appreciate the support of the mobile shower at the interim housing site for homeless individuals. Not only does it give individuals access to showers, but it also restores human dignity.

Quarter: 2 **Accomplishment Quantity:** 0

Accomplishment Narrative:

For the second quarter, interim housing site houses 40 chronically homeless individuals at any given time. Those who were unhoused are able to maintain regular residency. The site offers mobile showers for use for daily bathing and restroom facilities. Harbor Interfaith provides the hygiene products and clothing as required. Harbor also employs a full-time maintenance department to ensure the facilities are well maintained and clean at all times. The mobile shower provides the structure that's required to promote good hygiene which positively impact the public health and decreases the incidence of infectious diseases.

The project continued to operate at full capacity, with a goal leading to supportive services and permanent housing solutions.

Quarter: 3 **Accomplishment Quantity:** 0

Accomplishment Narrative:

2023-2024 CAPER CDBG Activity Listing

(Activities Included in Analysis)

During the 3rd quarter, forty chronically homeless Individuals maintained their residence at the Interim Housing site. The site offers mobile showers for daily use for bathing and restroom facilities.

Harbor Interfaith provides the residents with hygiene products and clothing as required. Harbor Interfaith has onsite custodians who ensure the cleanliness of the facilities hourly and more frequent as required.

The mobile shower and restroom facilities provides the structure that's required to promote good hygiene which positively impact the public health and decreases the opportunity of infectious diseases.

Quarter: 4 **Accomplishment Quantity:** 40

Accomplishment Narrative:

The final quarter of this fiscal year, HIS continued to provide shelter services to those experiencing homelessness who are living in our Interim Housing Facility.

This grant provided funding to support the onsite mobile shower and restroom facilities for the residents to ensure they have access to restrooms and showers. Harbor Interfaith provides residents with soap, shampoo, towels, toothbrush and toothpaste to ensure they have the products and items to promote good hygiene. Harbor Interfaith also has free clothing and a laundry facility onsite.

Custodians monitor the facility to ensure its cleanliness. Our ultimate goal is to promote a clean environment that offers the amenities that will allow to live productive lives while working toward permanent housing solutions.

2023-2024 CAPER CDBG Activity Listing

(Activities Included in Analysis)

Identification

Project No.: 602179-19 **Jurisdiction:** 4th District
Project Title: Shelter Operations Equipment Project
IDIS Number: 11497
Operating Agency: Harbor Interfaith Services
Subrecipient Type: CBO
Contract Period: 6/19/2020 to 6/30/2024 **Quarter Completed:** 4
Activity Code: 03T Operating Costs of Homeless/AIDS Patients Programs
National Objective: LMC Low/Mod Limited Clientele
Objective: Suitable Living Environment **Outcome:** Availability/Accessibility

Project Summary

This new project provides for the purchase of a vehicle to transport unhoused persons to the Los Angeles County Health Service San Pedro Temporary Shelter and also the purchase of support equipment, thereby positively impacting the public health and decreasing the incidence of infectious diseases.

Accomplishments and Net Expenditures

Priority Need: Homelessness
Performance Indicator: People (General)
Quantitative Accomplishments: Goal: 50 This Year: 117 Cumulative: 369 Ratio: 738.0%
Net Expenditures: Budgeted: \$75,000.00 This Year: \$30,393.00 Cumulative: \$74,952.00 Ratio: 99.9%

Annual Narrative:

Harbor Interfaith was fortunate to utilize this grant to purchase a vehicle at the opening of the Interim Shelter facility in 2020. The vehicle allowed Harbor Interfaith to provide transportation.

Transportation is one of the leading barriers that those we serve struggle with. Addressing this unmet need makes an overall difference in their futures. Transportation allows the residents to become document ready, attend mental and health related appointments and view housing opportunities.

While we continue to address the transportation needs, Harbor needed to utilize Lyft service to help with transporting clients to ensure appointments were made.

Direct Benefit (Race/Ethnicity):

<u>Race/Ethnicity</u>	<u>Numbers Assisted</u>
Asian - Non-Hispanic	1
Black/African American & White - Non-Hispanic	2
Black/African American - Non-Hispanic	13
Native Hawaiian/Other Pacific Islander - Non Hispanic	3
Other Race - Hispanic	9
White - Non-Hispanic	12
Total	40

Quarter: 1 **Accomplishment Quantity:** 36

Accomplishment Narrative:

We appreciate the support with the vehicle, it allows us to transport clients to view units leading to permanent housing, transport to critical medical appointments and to allow staff to provide transportation assisting with visits to DMV, Social Security and other needed appointments.

2023-2024 CAPER CDBG Activity Listing

(Activities Included in Analysis)

Quarter: 2 **Accomplishment Quantity:** 41

Accomplishment Narrative:

During the second quarter, the project continued to operate at full capacity. With the opening of new PSH projects, program staff successfully moved interim shelter residents into Permanent supportive Housing. Case Managers continued to provide home visits to ensure the residents are stable and adjusting to their new environment.

Staff continued to transport residents to a variety of medical, DMV, social security offices hall of records, etc. appointments to ensure they obtain their required documents leading to the opportunity to become permanently housed and once housed maintain their housing.

Quarter: 3 **Accomplishment Quantity:** 0

Accomplishment Narrative:

At the end of the third quarter, Harbor Interfaith through this project continued its operations at full capacity. Harbor Interfaith continues to work with new PSH projects and other housing opportunities to move individuals from Interim Housing to permanent housing.

Harbor Interfaith continue to conduct ongoing case management and follow up home visits to ensure residents are successfully transitioning, paying rent on time and are stable and have adjusted to their new environment.

Harbor interfaith staff utilize the van to transport to a variety of medical, DMV, social security, hall of records, to name a few to ensure appointments are attended as required.

Quarter: 4 **Accomplishment Quantity:** 40

Accomplishment Narrative:

HIS Interim Housing facility opened in March of 2020 at the onset of Covid. This facility allows Harbor Interfaith to serve 40 chronically homeless individuals at any given time. Residents live onsite while working towards permanent housing solutions. This is a county facility that was converted into a shelter to allow those experiencing homelessness to come in doors.

With this funding HIS purchased a van to utilize to transport the residents to much needed appointments. This past year, because of the demand we also had to add Lyft services to help meet the transportation needs. Residents meet with a case manager, receive 3 meals per day and have a computer lab on site to help increase their education, secure employment and locate permanent housing solutions.

2023-2024 CAPER CDBG Activity Listing

(Activities Included in Analysis)

Identification

Project No.: 602346-23 **Jurisdiction:** 4th District
Project Title: Social Services Referral Program at Liberty Plaza
IDIS Number: 12449
Operating Agency: Helpline Youth Counseling
Subrecipient Type: CBO
Contract Period: 8/24/2023 to 6/30/2024 **Quarter Completed:** 4
Activity Code: 05Z Public Services (General)
National Objective: LMC Low/Mod Limited Clientele
Objective: Suitable Living Environment **Outcome:** Availability/Accessibility

Project Summary

This continuing project provides social service referrals for health, basic family needs, and household economic stability to callers and in-person requests by persons of low-and moderate-income to Helpline Youth Counseling’s Social Services Referral Program at Liberty Community Plaza.

Accomplishments and Net Expenditures

Priority Need: CD - Public Services
Performance Indicator: People (General)
Quantitative Accomplishments: Goal: 150 This Year: 894 Cumulative: 894 Ratio: 596.0%
Net Expenditures: Budgeted: \$20,000.00 This Year: \$20,000.00 Cumulative: \$20,000.00 Ratio: 100.0%

Annual Narrative:

For the annual reporting period of July 1, 2023 through June 30, 2024, Helpline Youth Counseling provided a total of 894 participants from the 4th District with information and referral services exceeding the contract projected total. During the annual reporting period, participants received referrals for counseling services and Parenting classes as well as directly received material goods including diapers, toiletries/hygiene products, baby food, car seats, blankets, and holiday themed food and gift baskets (Thanksgiving, Christmas, and Easter). 149 participants were referred for free income tax services at the HYC Community Tax Center with 125 filing their taxes and receiving \$242,851 in refunds (\$181,603 in federal refunds and \$61,248 in California state refunds).

Direct Benefit (Race/Ethnicity):

<u>Race/Ethnicity</u>	<u>Numbers Assisted</u>
American Indian/Alaskan Native & Black/African American - Non-Hispanic	1
American Indian/Alaskan Native & White - Non-Hispanic	1
American Indian/Alaskan Native - Hispanic	4
American Indian/Alaskan Native - Non-Hispanic	6
Asian - Hispanic	1
Asian - Non-Hispanic	25
Asian and White - Hispanic	1
Asian and White - Non-Hispanic	7
Black/African American & White - Non-Hispanic	3
Black/African American - Hispanic	3
Black/African American - Non-Hispanic	51
Native Hawaiian/Other Pacific Islander - Hispanic	2
Native Hawaiian/Other Pacific Islander - Non Hispanic	4
Other Race - Hispanic	554
Other Race - Non-Hispanic	42

2023-2024 CAPER CDBG Activity Listing

(Activities Included in Analysis)

White - Hispanic	83
White - Non-Hispanic	106
Total	894

Direct Benefit (Income):

<u>Income Level</u>	<u>Numbers Assisted</u>
Extremely Low	870
Low	22
Moderate	2
Total	894

Quarter: 1 **Accomplishment Quantity:** 220

Accomplishment Narrative:

During the first quarter, Helpline Youth Counseling provided a total of 220 participants from the 4th District with information and referral services. Of the participants, 80 received referrals for counseling services from Helpline Youth Counseling and community partners, 23 received referrals for Parenting classes, 61 received material goods including diapers, toiletries/hygiene products, baby food, car seats, blankets, etc., and 56 received referrals for food distribution at Liberty Plaza and other community food banks.

Quarter: 2 **Accomplishment Quantity:** 219

Accomplishment Narrative:

During the second quarter, Helpline Youth Counseling provided a total of 219 participants from the 4th District with information and referral services. Of the participants, 105 received referrals for counseling services from Helpline Youth Counseling and community partners, 14 received referrals for Parenting classes, 81 received material goods including diapers, toiletries/hygiene products, baby food, car seats, blankets, and Thanksgiving and December holiday items, etc., and 19 received referrals and direct utility and housing assistance through other Helpline Youth Counseling programs.

Quarter: 3 **Accomplishment Quantity:** 262

Accomplishment Narrative:

During the third quarter, Helpline Youth Counseling provided a total of 262 participant households from the 4th District with information and referral services. Of the participants, 118 received referrals for counseling services from Helpline Youth Counseling and community partners, 15 received referrals for Parenting classes, 109 were provided free income tax services through Helpline Youth Counseling's Community Tax Center, and 20 received Spring Holiday baskets for their children.

Quarter: 4 **Accomplishment Quantity:** 193

Accomplishment Narrative:

During the fourth quarter, Helpline Youth Counseling provided a total of 193 participants from the 4th District with information and referral services. Of the participants, 75 received referrals for counseling services from Helpline Youth Counseling and community partners, 78 received material goods including diapers, toiletries/hygiene products, baby food, car seats, blankets, and 40 were provided free income tax services through Helpline Youth Counseling's Community Tax Center.

2023-2024 CAPER CDBG Activity Listing

(Activities Included in Analysis)

Identification

Project No.: 602323-23 **Jurisdiction:** 4th District
Project Title: 4th District Neighborhood Cleanup
IDIS Number: 12430
Operating Agency: Los Angeles Conservation Corps, Inc.
Subrecipient Type: CBO
Contract Period: 7/1/2023 to 6/30/2024 **Quarter Completed:** 4
Activity Code: 05V Neighborhood Cleanups
National Objective: LMA Low/Mod Area
Objective: Suitable Living Environment **Outcome:** Sustainability

Project Summary

This ongoing project provides neighborhood cleanup activities, in consultation with local neighborhood councils and community organizations, for unincorporated 4th District community of South Whittier and Walnut Park. Activities include but are not limited to weed abatement, graffiti removal, litter pick up, and large debris removal.

Accomplishments and Net Expenditures

Priority Need: CD - Public Services
Performance Indicator: People (General)
Quantitative Accomplishments: Goal: 43,490 This Year: 43,490 Cumulative: 43,490 Ratio: 100.0%
Net Expenditures: Budgeted: \$20,000.00 This Year: \$19,705.00 Cumulative: \$19,705.00 Ratio: 98.5%

Annual Narrative:

During the 23-24 Fiscal Year, The Los Angeles Conservation Corps (LACC) spent two weeks cumulatively in the Walnut Park area of Los Angeles County. The crew focused on cleaning streets along Pacific Blvd and Seville Ave between Florence and Broadway. The work included weed abatement, bulk item pick-up, storm drain cleaning, and sidewalk and street sweeping. The crew covered nearly 20,000 linear feet collecting approximately 7,000 pounds of trash. They removed weeds from cracks and areas along the sidewalk. Storm drains were cleared of debris to allow for efficient flow of water. Overall aesthetically improving the area.

Quarter: 1 **Accomplishment Quantity:** 43,490

Accomplishment Narrative:

During the first quarter the LA Corps crew traveled to unincorporated Walnut Park to conduct clean up services in the areas between Florence Ave and Broadway Street from the East side of Pacific Ave - Seville Ave. corpsmembers also traveled to Meyer Rd. from Imperial Hwy - Shoemaker Ave. Crews cleaned 35 streets, picked up 13 bulky items, cleaned approximately 13,318 square feet of weeds, cleaned out 10 storm drains and collected 3,390 lbs of trash.

Quarter: 2 **Accomplishment Quantity:** 0

Accomplishment Narrative:

During the second quarter of 2023, our corpsmembers worked primarily in the communities of Walnut Park and unincorporated South Whittier. Corpsmembers cleaned up the perimeter of Florence Ave to Broadway; Seville Ave - Pacific Blvd. Corpsmembers also worked along Meyer Rd. from Imperial Hwy to Carmenita Rd., Gunn Ave; Lambert - Mulberry, and Mulberry from Painter - Gunn Ave. Corpsmembers removed 17,742 lbs of trash, cleaned up 17 neighborhood blocks, cleared 7,826 sq. feet of weeds from sidewalks, and parkways. Corpsmembers removed trash and debris from 6 storm drains and cleaned 6 Center Medians.

Quarter: 3 **Accomplishment Quantity:** 0

Accomplishment Narrative:

2023-2024 CAPER CDBG Activity Listing

(Activities Included in Analysis)

The project activities wrap up during the 2nd quarter, which during this quarter, no crew work was conducted and staff focused on spending out the remaining funds by reviewing overall project deliverables and reassuring the closeout of the project with accounting.

Quarter: 4 **Accomplishment Quantity:** 0

Accomplishment Narrative:

This project activities wrap up during quarter 2, which no work was done during this quarter.

2023-2024 CAPER CDBG Activity Listing

(Activities Included in Analysis)

Identification

Project No.: 602207-21 **Jurisdiction:** 4th District
Project Title: Homeless Support Services and Outreach
IDIS Number: 11944
Operating Agency: Whittier Area First Day Coalition
Subrecipient Type: CBO
Contract Period: 7/1/2021 to 6/30/2024 **Quarter Completed:** 4
Activity Code: 03T Operating Costs of Homeless/AIDS Patients Programs
National Objective: LMC Low/Mod Limited Clientele
Objective: Suitable Living Environment **Outcome:** Availability/Accessibility

Project Summary

This continuing project provides for staffing and operations costs of Homeless Support Services and Outreach throughout Service Planning Area 7.

Accomplishments and Net Expenditures

Priority Need: Homelessness
Performance Indicator: People (General)
Quantitative Accomplishments: Goal: 100 This Year: 1,364 Cumulative: 1,422 Ratio: 1422.
Net Expenditures: Budgeted: \$50,000.00 This Year: \$50,000.00 Cumulative: \$50,000.00 Ratio: 100.0%

Annual Narrative:

For FY23, the Access Center has thrived and exceeded performance in serving unsheltered homeless in the service area. We have served 1,364 individuals experiencing homelessness this FY. The Access Center received new funding from the Amity Foundation for 3 years so the services to this community will continue. This funding has allowed the agency not only to serve the unsheltered homeless but to expand supports and grow needed services to this vulnerable underserved community.

Direct Benefit (Race/Ethnicity):

<u>Race/Ethnicity</u>	<u>Numbers Assisted</u>
American Indian/Alaskan Native & Black/African American - Non-Hispanic	1
American Indian/Alaskan Native & White - Non-Hispanic	7
American Indian/Alaskan Native - Non-Hispanic	9
Asian - Non-Hispanic	4
Asian and White - Non-Hispanic	2
Black/African American & White - Non-Hispanic	2
Black/African American - Non-Hispanic	42
Native Hawaiian/Other Pacific Islander - Non Hispanic	8
Other Race - Non-Hispanic	2
White - Hispanic	878
White - Non-Hispanic	409
Total	1,364

Quarter: 1 **Accomplishment Quantity:** 335

Accomplishment Narrative:

During the first quarter, Whittier Area First Day provided responses to homeless inquiries online, on the phone and in person. In addition to referrals for shelter, mental health services, health care and substance use treatment, there are a number of

2023-2024 CAPER CDBG Activity Listing

(Activities Included in Analysis)

services provided including basic needs such as personal hygiene items, Covid PPE, mail, support for people needing help with documentation such as copies, birth certificates, and DMV IDs, and clothing. During the course of the first quarter, 335 unduplicated individuals (201 male/134 female) received at least one of the above services. Many are receiving many services throughout the quarter as a total of 603 contacts were recorded.

Quarter: 2 **Accomplishment Quantity:** 404

Accomplishment Narrative:

During the second quarter, Whittier Area First Day provided responses to homeless inquiries online, on the phone and in person. In addition to referrals for shelter, mental health services, health care and substance use treatment, there are a number of services provided including basic needs such as personal hygiene items, Covid PPE, mail, support for people needing help with documentation such as copies, birth certificates, and DMV IDs, and clothing. Many are receiving multiple services throughout the quarter as a total of 726 contacts were recorded.

Quarter: 3 **Accomplishment Quantity:** 330

Accomplishment Narrative:

This quarter, the homeless outreach window was relocated to an area closer to the front door for improved access to homeless clients. The homeless outreach services continue to be integrated more with the LAHSA funded agency shelter programs to increase client access to interim housing. In addition, the PIH medical services offered onsite twice a month are also working together with the homeless outreach staff to improve client healthcare access.

Quarter: 4 **Accomplishment Quantity:** 295

Accomplishment Narrative:

For the fourth quarter, the Access Center has thrived and exceeded performance in serving unsheltered homeless in the service area. Served 295 individuals experiencing homelessness this last quarter.

2023-2024 CAPER CDBG Activity Listing

(Activities Included in Analysis)

Identification

Project No.: 602135-23 **Jurisdiction:** 4th District
Project Title: Before and Afterschool Childcare at Carmelitos Housing Development
IDIS Number: 12337
Operating Agency: YMCA of Greater Long Beach
Subrecipient Type: CBO
Contract Period: 7/1/2023 to 6/30/2024 **Quarter Completed:** 4
Activity Code: 05L Child Care Services
National Objective: LMC Low/Mod Limited Clientele
Objective: Suitable Living Environment **Outcome:** Availability/Accessibility

Project Summary

This project provides a subsidy for before and afterschool childcare for children at the Carmelitos Housing Development. Childcare activities include homework assistance, tutoring, reading, arts and crafts, recreation, and social skills development.

Accomplishments and Net Expenditures

Priority Need: CD - Youth Programs
Performance Indicator: People (General)
Quantitative Accomplishments: Goal: 39 This Year: 148 Cumulative: 148 Ratio: 379.5%
Net Expenditures: Budgeted: \$20,000.00 This Year: \$19,940.00 Cumulative: \$19,940.00 Ratio: 99.7%

Annual Narrative:

We had another great year at the Fairfield Family YMCA (the Y.)! This year the Carmelitos participants continued to thrive in our Before and After School program under the care of our caring and highly qualified staff. During the 2023-2024 year, our participants continued to receive homework help, healthy meals with the help of our partner food program, Women In Action participated in several enrichment and sports activities. Throughout the school year our participants benefitted greatly from a wide variety of lessons about holidays, Black History month, Hispanic Heritage month and so much more. The children were able to connect with each other and make lasting friendships with their peers and teachers at the Y., The 2023-2024 school year has been filled with great memories.

Direct Benefit (Race/Ethnicity):

<u>Race/Ethnicity</u>	<u>Numbers Assisted</u>
Black/African American - Non-Hispanic	128
Other Race - Hispanic	20
Total	148

Quarter: 1 **Accomplishment Quantity:** 24

Accomplishment Narrative:

During July & August 2023 the children experienced going on field trips, swim lessons, and enrichment activities; arts & crafts, STEM, reading/journaling, and team building games. For many of our participants this is a unique experience as this is their first time getting to experience field trip outings the Y has been able to provide for them at low to no cost. As we transitioned to the academic school year in September, we focused on settling back to a routine of homework help, reading & journaling, enrichment activities, and recreation for our participants. We continue to retain high-quality and caring staff that are passionate about working with youth. As the school year continues, our goal is to continue providing high quality and affordable programming for 24 participants.

Quarter: 2 **Accomplishment Quantity:** 36

Accomplishment Narrative:

2023-2024 CAPER CDBG Activity Listing

(Activities Included in Analysis)

During Quarter 2, the children in our before and after school program continued to enjoy their experience in our program. They continued to receive homework assistance from our highly qualified staff, participated in enrichment activities, and received free supper and snack through our partnership with Women in Action. During their school breaks, the children enjoyed arts & crafts activities, organized sports, cooking lessons, and exciting field trips. As we come into 2024, we are excited to continue to serve our Carmelitos residents.

Quarter: 3 **Accomplishment Quantity:** 40

Accomplishment Narrative:

As we rang in 2024, the YMCA has kept our commitment to providing quality and affordable childcare to our Carmelitos residents. Our Before & After School program participants are continuing to receive homework assistance, free supper, participating in outdoor recreational activities, and engaging in stimulating enrichment activities. For the month of February 2024 our participants immersed themselves in learning more about Black History, in honor of Black History Month. The YMCA is committed to continuing to provide a safe space for the children in our community and giving parents peace of mind that their children are under the care of caring and highly qualified staff.

Quarter: 4 **Accomplishment Quantity:** 48

Accomplishment Narrative:

As the school year is coming to an end, the children have been looking forward to the end of school and summer break. However, our amazing staff continue to engage the children in activities and sports and continuing to offer homework help for our participants. During the month of April, participants participated in our day camp program where they were able to attend a field trip, swim in the pool, and participate in fun crafts and sports activities. In May the children celebrated their mothers and created amazing Mother's Day crafts for their mothers and mother figures. In June 2024, we had graduation celebrations for participants who took part in school promotions. Overall, a great end to our 2023-2024 school year.

2023-2024 CAPER CDBG Activity Listing

(Activities Included in Analysis)

Identification

Project No.: 602092-23 **Jurisdiction:** 4th District
Project Title: Youth Institute for Carmelitos
IDIS Number: 12336
Operating Agency: YMCA of Greater Long Beach
Subrecipient Type: CBO
Contract Period: 7/1/2023 to 6/30/2024 **Quarter Completed:** 4
Activity Code: 05D Youth Services
National Objective: LMC Low/Mod Limited Clientele
Objective: Suitable Living Environment **Outcome:** Availability/Accessibility

Project Summary

This project provides funding for a seven-week summer youth development and after-school program focusing on personal, academic, and professional development for middle school through high school aged youth from the Carmelitos Housing Development. Activities include digital media arts learning, college preparation, cultural diversity training and a wilderness retreat.

Accomplishments and Net Expenditures

Priority Need: CD - Youth Programs
Performance Indicator: People (General)
Quantitative Accomplishments: Goal: 40 This Year: 43 Cumulative: 43 Ratio: 107.5%
Net Expenditures: Budgeted: \$77,000.00 This Year: \$76,111.00 Cumulative: \$76,111.00 Ratio: 98.8%

Annual Narrative:

In 2023–2024, the YMCA Youth Institute at Carmelitos Housing Development reached many new milestones. In the first quarter, we kicked summer programming with our Wilderness Retreat and started learning about beautification. The youth participated in workforce development and learned digital media and content creation skills. We were also given the opportunity to go to Catalina Island where youth participated in water and other nontraditional sports. Throughout the school year, they participated in different events such as a Skate Fest, career days, and a variety of cooking classes. Attendance continues to increase now with the arrival of our new Best Buy Teen Tech Center. Youth have expanded their skillset with the addition of new equipment such as 3D printers and even a new music studio.

Direct Benefit (Race/Ethnicity):

<u>Race/Ethnicity</u>	<u>Numbers Assisted</u>
Asian - Non-Hispanic	2
Black/African American - Non-Hispanic	24
Other Race - Hispanic	16
White - Hispanic	1
Total	43

Quarter: 1 **Accomplishment Quantity:** 0

Accomplishment Narrative:

Attendance at the Youth Institute reached record highs during the 2023 Summer Program in July and August 2023. Our youth planned and executed a beach cleanup as a part of our partnership with Future LB. In addition to the beach cleanup, both our sites were invited to Camp Emerald Bay to experience their activities for 3 days. Various activities included sea-kayaking and paddleboarding. Once the school year started in September 2023, the North Stars participated in many events at our Spark site such as a photobooth, our annual fall alumni meeting, and CAP Days. Both sites were invited to attend a concert held by Maxwell at the Hollywood Bowl. Near the end of September, we also held our 2023 Fall Collab. Our youth planned and

2023-2024 CAPER CDBG Activity Listing

(Activities Included in Analysis)

executed this event to raise money for our Y families.

Quarter: 2 **Accomplishment Quantity:** 0

Accomplishment Narrative:

Youth from both our Carmelitos and Spark branch came together to attend a variety of events such as our Youth Institute Sleep over, food distributions, and our annual holiday party and dinner. We also planned many different holiday themed events for both Thanksgiving and Christmas. These events included gingerbread house decorating, ornament making, turkey arts and crafts, and many more. We also partnered with Vopak to host a terminal tour for the youth to display how Vopak runs their facility and different career opportunities within Vopak. Finally, we planned many different trips for both of our sites to attend such as a hike at El Dorado Park and a trip to see Christmas lights at Naples. There are no new accomplishments to report for Quarter 2.

Quarter: 3 **Accomplishment Quantity:** 0

Accomplishment Narrative:

Youth from both our Carmelitos and Spark branch attended a variety of events together. Events such as karaoke, clay art, and tie dying have increased youth attendance. We have also planned a multitude of events at the Carmelitos center such as art and movie days to increase attendance. Youth have begun to attend more frequently now that the summer program is near. Finally, future events such as a snowboarding trip and events throughout spring break have been planned.

Quarter: 4 **Accomplishment Quantity:** 43

Accomplishment Narrative:

The North Stars Youth Institute gained many new participants in preparation for the 2024 Youth Institute Summer Program. Previous participants began to reemerge as the summer drew near to participate in many activities. Some of these activities include financial literacy workshops, Laserfiche Career Day, and our bi-yearly Skate Fest. In addition to these events, we held many different meetings for our alumni to prepare them for the new projects the staff have in mind during the summer program. We recently gained access to many new technologies such as cameras and coding equipment which we intend to implement into our curriculum.

2023-2024 CAPER CDBG Activity Listing

(Activities Included in Analysis)

Identification

Project No.: 602092-24 **Jurisdiction:** 4th District
Project Title: Youth Institute for Carmelitos
IDIS Number:
Operating Agency: YMCA of Greater Long Beach
Subrecipient Type: CBO
Contract Period: 7/1/2024 to 6/30/2025
Activity Code: 05D Youth Services
National Objective: LMC Low/Mod Limited Clientele
Objective: Suitable Living Environment **Outcome:** Availability/Accessibility

Project Summary

This continuing project will provide a seven-week summer program, ten (10) weeks total counting staff preparation and close-out, with four (4) staff members teaching digital media skills, college preparation and cultural diversity training (as well as a five-day wilderness retreat at Mammoth lakes) for youth (ages 13-17) from the Carmelitos Housing Development.

Accomplishments and Net Expenditures

Priority Need: CD - Youth Programs
Performance Indicator: People (General)
Quantitative Accomplishments: Goal: 25 This Year: 0 Cumulative: 0 Ratio: 0.0%
Net Expenditures: Budgeted: \$35,000.00 This Year: \$0.00 Cumulative: \$0.00 Ratio: 0.0%

Annual Narrative:

2023-2024 CAPER CDBG Activity Listing

(Activities Included in Analysis)

Identification

Project No.: 601753-23 **Jurisdiction:** 4th District
Project Title: Senior Empowerment Program - Walnut Park
IDIS Number: 12324
Operating Agency: YWCA of Greater Los Angeles
Subrecipient Type: CBO
Contract Period: 7/1/2023 to 6/30/2024 **Quarter Completed:** 4
Activity Code: 05A Senior Services
National Objective: LMC Low/Mod Limited Clientele
Objective: Suitable Living Environment **Outcome:** Availability/Accessibility

Project Summary

This continuing program assists seniors in remaining healthy and active through participation in educational seminars to increase and maintain health, recreation activities to increase movement and empowerment skills, social networking events to increase socialization and decrease isolation, financial literacy seminars to increase financial stability, and strategic ways to eliminate racism.

Accomplishments and Net Expenditures

Priority Need: CD - Senior Programs
Performance Indicator: People (General)
Quantitative Accomplishments: Goal: 60 This Year: 24 Cumulative: 24 Ratio: 40.0%
Net Expenditures: Budgeted: \$61,382.00 This Year: \$61,382.00 Cumulative: \$61,382.00 Ratio: 100.0%

Annual Narrative:

This year, the Walnut Park Senior Empowerment Program focused on returning to in-person activities and revamping post-pandemic. Daily lunch service returned (partnership w/HSA) after frozen meal distribution ended. There are currently 24 CDBG participants enrolled. With programming returning to in-person this year, the Center offered 130 educational workshops and recreational activities (food demos, physical activity, nutrition ed, tech, and mental health) and 5 field trips for leisure, historical/scientific, and the arts. It has had 2 cohorts of computer classes with 100% participants keeping the device upon completion. Participants have celebrated 6 holidays. The first recipe book for the organization was produced. Overall, creating and building a strong community at the center.

Direct Benefit (Race/Ethnicity):

<u>Race/Ethnicity</u>	<u>Numbers Assisted</u>
Other Race - Hispanic	22
White - Hispanic	2
Total	24

Direct Benefit (Income):

<u>Income Level</u>	<u>Numbers Assisted</u>
Moderate	24
Total	24

Quarter: 1 **Accomplishment Quantity:** 10

Accomplishment Narrative:

The Walnut Park Senior Empowerment Program re-opened the Senior Lunch Program (partnership with HSA), which occurs daily at 11 am, which currently has 10 CDBG participants enrolled. The Center offered 18 classes (food demos, physical activity, nutrition ed, and digital connections training). A celebration was held for the participants who attended the series of

2023-2024 CAPER CDBG Activity Listing

(Activities Included in Analysis)

nutrition education classes in August. Additionally, in partnership with organization, EveryoneOn, 6 CDBG participants enrolled in a 6-week computer class from Aug. 23 – Oct. 4. Participants will keep a Chromebook that they were using for the class upon completion of the series. Finally, the program held a movie day for the seniors to enjoy a classic comedy film with refreshments on a hot summer day, which they really enjoyed!

Quarter: 2 **Accomplishment Quantity:** 5

Accomplishment Narrative:

The Walnut Park Senior Empowerment Program served hot meals through the Senior Lunch Program (partnership with HSA), which occurred daily at 11 am, currently has 10 CDBG participants enrolled. The center offered 14 classes (food demos, physical activity, nutrition ed, and digital connections training). The Alzheimer's LA organization presented once a month, from October 2024. Additionally, in partnership with the organization, Everyone On, six (6) CDBG participants completed a 6-week computer class from and were able to keep the Chromebooks provided. A celebration was held at the end of the series in October 2024. Finally, the program held movie days each month and celebrations for Halloween, Thanksgiving, and Christmas holidays.

Quarter: 3 **Accomplishment Quantity:** 9

Accomplishment Narrative:

The Walnut Park Senior Empowerment Program serves hot meals through the Senior Lunch Program (partnership with HSA), occurring daily at 11 am and currently has 24 CDBG participants enrolled. The Center offered 21 educational workshops (food demos, physical activity, nutrition ed, and mental health). The Alzheimer's LA organization presents once a month starting in October. Additional mental health classes have been added with the Dept. of Mental Health's new older adult series starting in February. The program held movie days each month, held field trips to two pottery workshops, Reagan Presidential Library, and Shen Yun Performance, and held a Valentine's Day Celebration, where participants created card grams to give to each other and had a special visit by Supervisor's Office.

Quarter: 4 **Accomplishment Quantity:** 0

Accomplishment Narrative:

The Walnut Park Senior Empowerment Program serves hot meals (partnership w/HSA), daily at 11 am and currently has 24 CDBG participants enrolled. The Center offered 77 educational workshops (food demos, physical activity, nutrition ed, tech, and mental health). The 2nd cohort of computer classes began on May 22nd, 2024. Mental health classes continued with the Dept. of Mental Health. Held movie days each month and field trips to Casa 101 Theatre, National History Museum, and Descanso Gardens. An art class was held at the site where participants followed a painting demo. Mother's Day and Father's Day were celebrated. Finally, participants worked on a recipe book since January 2024 and completed it in May 2024 with culmination in July of unveiling. Participants are duplicates for Quarter 4.

2023-2024 CAPER CDBG Activity Listing

(Activities Included in Analysis)

Identification

Project No.: 601753-24 **Jurisdiction:** 4th District
Project Title: Senior Empowerment Program - Walnut Park
IDIS Number:
Operating Agency: YWCA of Greater Los Angeles
Subrecipient Type: CBO
Contract Period: 7/1/2024 to 6/30/2025
Activity Code: 05A Senior Services
National Objective: LMC Low/Mod Limited Clientele
Objective: Suitable Living Environment **Outcome:** Availability/Accessibility

Project Summary

This continuing Senior Empowerment Program will assist seniors in remaining healthy and active through participation in recreational, education, and leisure activities.

Accomplishments and Net Expenditures

Priority Need: CD - Senior Programs
Performance Indicator: People (General)
Quantitative Accomplishments: Goal: 60 This Year: 0 Cumulative: 0 Ratio: 0.0%
Net Expenditures: Budgeted: \$30,000.00 This Year: \$10,109.00 Cumulative: \$10,109.00 Ratio: 33.7%

Annual Narrative:

2023-2024 CAPER CDBG Activity Listing

(Activities Included in Analysis)

Identification

Project No.: 602574-23 **Jurisdiction:** 4th District
Project Title: Youth Program-Walnut Park
IDIS Number: 12352
Operating Agency: YWCA of Greater Los Angeles
Subrecipient Type: CBO
Contract Period: 7/1/2023 to 6/30/2024 **Quarter Completed:** 4
Activity Code: 05D Youth Services
National Objective: LMC Low/Mod Limited Clientele
Objective: Suitable Living Environment **Outcome:** Availability/Accessibility

Project Summary

This new project provides youth aged 13-19 a supervised environment during the critical hours after school. Services provided include life skills education, workshops, and recreational and educational outings.

Accomplishments and Net Expenditures

Priority Need: CD - Youth Programs
Performance Indicator: People (General)
Quantitative Accomplishments: Goal: 35 This Year: 1 Cumulative: 1 Ratio: 2.9%
Net Expenditures: Budgeted: \$68,384.00 This Year: \$68,372.00 Cumulative: \$68,372.00 Ratio: 100.0%

Annual Narrative:

Walnut Park Youth Program has participated in Summer and Afterschool Workshops throughout the year, obtaining information in Art, Physical Activities, Life Skills, Cultural Awareness, Financial Literacy, Empowerment Tools, and Mental Health Awareness. During the Afterschool Program, one on one homework assistance, tutoring, and academic enrichments play a vital role in the participant's lives, providing a safe space to relax, socialize, engage with one another, gain resources, and guidance. The Program Coordinator continues with the challenge of obtaining youth who meet the CDBG requirements and continues to outreach for the program. One (1) youth has been served meeting the CDBG requirements for the year.

Direct Benefit (Race/Ethnicity):

<u>Race/Ethnicity</u>	<u>Numbers Assisted</u>
White - Hispanic	1
Total	1

Direct Benefit (Income):

<u>Income Level</u>	<u>Numbers Assisted</u>
Extremely Low	1
Total	1

Quarter: 1 **Accomplishment Quantity:** 1

Accomplishment Narrative:

During Quarter 2, youth participated in The Great Shakeout Drill during the afterschool program, they learned evacuation routes and emergency procedures. Youth also celebrated Halloween, Thanksgiving, and the holiday season with pizza parties, pumpkin pie, presents, and goodies, along with academic enrichments, and crafting. On Dia de los Muertos, youth participated in a cultural awareness lesson and art workshop creating specials altars. In December 2023, the Program Coordinator attended Walnut Park Elementary Parent Posada to promote the programs at Supervisor Gloria Molina Community Empowerment Center. Walnut Park Center currently has one (1) youth who met the CDBG requirements and is in CDBG system.

Quarter: 2 **Accomplishment Quantity:** 0

2023-2024 CAPER CDBG Activity Listing

(Activities Included in Analysis)

Accomplishment Narrative:

During Quarter 2, youth participated in The Great Shakeout Drill during the afterschool program, they learned evacuation routes and emergency procedures. Youth also celebrated Halloween, Thanksgiving, and the holiday season with pizza parties, pumpkin pie, presents, and goodies, along with academic enrichments, and crafting. On Dia de los Muertos, youth participated in a cultural awareness lesson and art workshop creating specials altars. In December 2023, the Program Coordinator attended Walnut Park Elementary Parent Posada to promote the programs at Supervisor Gloria Molina Community Empowerment Center. Walnut Park Center currently has one (1) youth who met the CDBG requirements and is in CDBG system. This is a duplicated participant from Quarter 1.

Quarter: 3 **Accomplishment Quantity:** 0

Accomplishment Narrative:

During Quarter 3, various workshops and activities occurred, including, but not limited to, a No Name Calling Week Workshop and Cultural Awareness workshops. Youth explored food insecurity on World Social Justice Day by acting out scenes from Stone Soup. Spring Break featured crafts, goodies, raffles, and an egg hunt. For Women's History Month, youth created "All Women are Flowers" projects and saw the Disney Pixar short film that showcased the first animated autistic Disney character. The Walnut Park Center currently has one eligible CDBG participant. Staff were active in community outreach, attending school open houses, 9th grade resource fairs, and updated program materials. We collaborated with organizations like the Girl Scouts of Los Angeles aim to boost participation and intend to partner with The L.A. Regional Food Bank. Efforts were in place to ensure all families complete self-certification packets during enrollment.

Quarter: 4 **Accomplishment Quantity:** 0

Accomplishment Narrative:

During Quarter 4, youth obtained homework assistance and completed academic enrichments. During Earth Day week, youth completed handouts and coloring pages in preparedness for the discussion, where youth went over numerous ways they could help planet earth. For Mother's Day youth created special presents using air dry clay, their creativity, and love. In honor of Mental Health Awareness Month, the Program Coordinator sat with the youth to go over and discuss some handouts pertaining to self-care and mental health. A STEM slime activity afterwards, and youth were excited to take it home and use it whenever they needed to relieve stress. The quarter ended with Free Summer Lunch Program. Workshops were held in Life skills, and art. Walnut Park Center has one (1) youth in the CDBG system.

2023-2024 CAPER CDBG Activity Listing

(Activities Included in Analysis)

Identification

Project No.: 602574-24 **Jurisdiction:** 4th District
Project Title: Youth Program-Walnut Park
IDIS Number:
Operating Agency: YWCA of Greater Los Angeles
Subrecipient Type: CBO
Contract Period: 7/1/2024 to 6/30/2025
Activity Code: 05D Youth Services
National Objective: LMC Low/Mod Limited Clientele
Objective: Suitable Living Environment **Outcome:** Availability/Accessibility

Project Summary

This project provides youth, aged 13-19, a supervised environment during the critical hours after school. Services provided include life skills education, workshops, and recreational and educational outings.

Accomplishments and Net Expenditures

Priority Need: CD - Youth Programs
Performance Indicator: People (General)
Quantitative Accomplishments: Goal: 35 This Year: 0 Cumulative: 0 Ratio: 0.0%
Net Expenditures: Budgeted: \$30,000.00 This Year: \$16,401.00 Cumulative: \$16,401.00 Ratio: 54.7%

Annual Narrative:

2023-2024 CAPER CDBG Activity Listing

(Activities Included in Analysis)

Identification

Project No.: 602348-20 **Jurisdiction:** 4th District
Project Title: Student Secure Housing Program
IDIS Number: 12032
Operating Agency: Rio Hondo Community College District
Subrecipient Type: Other Public Agency
Contract Period: 4/26/2022 to 6/30/2024 **Quarter Completed:** 1
Activity Code: 03T Operating Costs of Homeless/AIDS Patients Programs
National Objective: LMC Low/Mod Limited Clientele
Objective: Suitable Living Environment **Outcome:** Availability/Accessibility

Project Summary

This new project provides temporary housing for students enrolled at Rio Hondo college during school semesters who at risk of or are currently homeless. Through local partnerships with community based organizations and housing providers, Rio Hondo College will secure temporary apartment or extended-stay accommodations for eligible students.

Accomplishments and Net Expenditures

Priority Need: Homelessness
Performance Indicator: People (General)
Quantitative Accomplishments: Goal: 35 This Year: 0 Cumulative: 28 Ratio: 80.0%
Net Expenditures: Budgeted: \$45,000.00 This Year: \$0.00 Cumulative: \$44,999.00 Ratio: 100.0%

Annual Narrative:

For the program year and funding for this activity, Rio Hondo College secured temporary apartments or extended-stay accommodations, shelter for 28 eligible (homeless or at-risk for homelessness) students. Providing shelter/housing for students was beneficial as it served a critical need and provided relief in the form of stable secure housing for students. CDBG funding leveraged with other funding sources made this successful service to our students possible.

Quarter: 1 **Accomplishment Quantity:** 0

Accomplishment Narrative:

As of the first quarter of FY23-24 CDBG program year, all CDBG funds were expended and reported previously.

2023-2024 CAPER CDBG Activity Listing
(Activities Included in Analysis)

5th District

2023-2024 CAPER CDBG Activity Listing

(Activities Included in Analysis)

Identification

Project No.: 602632-23 **Jurisdiction:** 5th District
Project Title: SOS Children's Villages
IDIS Number: 12369
Operating Agency: Community Development Division
Subrecipient Type: Division of LACDA
Contract Period: 7/1/2023 to 6/30/2024 **Quarter Completed:** 2
Activity Code: 03Q Abused and Neglected Children's Facilities
National Objective: LMC Low/Mod Limited Clientele
Objective: Suitable Living Environment **Outcome:** Availability/Accessibility

Project Summary

This new project provides services and assists in the predevelopment of a Community Center for foster care youth within the community of Palmdale.

The program is administered by SOS Children's Villages. The facility will be used to house abused and neglected children who are wards of the court. SOS Children's Villages creates stable, loving families for vulnerable and abandoned children impacted by poverty, trauma or abandonment.

CDBG funds are used for non-personnel costs.

Accomplishments and Net Expenditures

Priority Need: CD - Youth Programs
Performance Indicator: Public Facilities
Quantitative Accomplishments: Goal: 1 This Year: 0 Cumulative: 0 Ratio: 0.0%
Net Expenditures: Budgeted: \$57,508.00 This Year: \$0.00 Cumulative: \$0.00 Ratio: 0.0%

Annual Narrative:

2023-2024 CAPER CDBG Activity Listing

(Activities Included in Analysis)

Identification

Project No.: 601468-23 **Jurisdiction:** 5th District
Project Title: West Altadena/Disposition
IDIS Number: 12290
Operating Agency: Community Development Division
Subrecipient Type: Division of LACDA
Contract Period: 7/1/2023 to 6/30/2024 **Quarter Completed:** 4
Activity Code: 02 Disposition
National Objective: LMA Low/Mod Area
Objective: Creating Economic Opportunity **Outcome:** Sustainability

Project Summary

The continuing activity provides funding for the cost of disposing LACDA-owned properties located in the unincorporated West Altadena area as well as the temporary property management of LACDA-Owned properties which were acquired with CDBG funds to eliminate slum and blighted conditions. Specific property management tasks include week abatement, graffiti removal, bulk-item removal, and fence rentals on an as needed basis. This activity will promote the economic well-being and growth of the area and improve the visual and aesthetics of the area. This program is 100% CDBG funded.

Accomplishments and Net Expenditures

Priority Need: CD - Economic Development
Performance Indicator: People (General)
Quantitative Accomplishments: Goal: 5,610 This Year: 5,610 Cumulative: 5,610 Ratio: 100.0%
Net Expenditures: Budgeted: \$67,546.00 This Year: \$21,381.70 Cumulative: \$21,381.70 Ratio: 31.7%

Annual Narrative:

Property continues to be cleaned and maintained.

Quarter: 1 **Accomplishment Quantity:** 0

Accomplishment Narrative:

For the properties at 462 & 470 Archwood Place and 2300-2304 Lincoln Ave: On 08/24 HCD advised that an NOA needs to be re-issued to local public entities and to give them 60 days to respond.

The property at 2144 Yucca Lane still pending review from County Counsel to see if lots can be used for law enforcement/community use. CEO discussing using these properties to store RVs.

Properties continue to be cleaned and maintained.

Quarter: 2 **Accomplishment Quantity:** 0

Accomplishment Narrative:

For the properties at 462 & 470 Archwood Place and 2300-2304 Lincoln Ave: On 12/5/23, advised by County Counsel to send out NOA to local agencies per HCD instructions. NOA sent and responses due by 2/3/2024.

The property at 2144 Yucca Lane there has been no new updates. Asked County Counsel on 10/25/23 if we can list for sale since SB747 has been signed into law.

Properties continue to be cleaned and maintained.

Quarter: 3 **Accomplishment Quantity:** 0

Accomplishment Narrative:

2023-2024 CAPER CDBG Activity Listing

(Activities Included in Analysis)

For the properties at 462 & 470 Archwood Place: NOA sent and responses were due on 2/3/2024. There has been no new updates.

The property at 2300-2304 Lincoln Ave: Property being held by LACDA to serve as overflow parking for 2400 N. Lincoln Ave., Altadena, CA 91001.

The property at 2144 Yucca Lane there has been no new updates.

Properties continue to be cleaned and maintained.

Quarter: 4 **Accomplishment Quantity:** 5,610

Accomplishment Narrative:

For the properties at 462 & 470 Archwood Place: No responses were received for NOA due on 2/3/2024.

The property at 2300-2304 Lincoln Ave: Property being held by LACDA to serve as overflow parking for 2400 N. Lincoln Ave., Altadena, CA 91001.

The property at 2144 Yucca Lane there has been no new updates.

Properties continue to be cleaned and maintained.

2023-2024 CAPER CDBG Activity Listing

(Activities Included in Analysis)

Identification

Project No.: 601468-24 **Jurisdiction:** 5th District
Project Title: West Altadena/Disposition
IDIS Number:
Operating Agency: Community Development Division
Subrecipient Type: Division of LACDA
Contract Period: 7/1/2024 to 6/30/2025
Activity Code: 02 Disposition
National Objective: LMA Low/Mod Area
Objective: Creating Economic Opportunity **Outcome:** Sustainability

Project Summary

The activity provides funding for disposing LACDA-owned properties located in the unincorporated West Altadena in order to eliminate slum and blighted conditions. Specific property management tasks include weed abatement, graffiti removal, bulk-item removal. This activity will promote the economic well-being and growth of the area. This program is 100% CDBG funded.

Accomplishments and Net Expenditures

Priority Need: CD - Economic Development
Performance Indicator: People (General)
Quantitative Accomplishments: Goal: 5,610 This Year: 0 Cumulative: 0 Ratio: 0.0%
Net Expenditures: Budgeted: \$67,546.00 This Year: \$0.00 Cumulative: \$0.00 Ratio: 0.0%

Annual Narrative:

2023-2024 CAPER CDBG Activity Listing

(Activities Included in Analysis)

Identification

Project No.: 601760-23 **Jurisdiction:** 5th District
Project Title: Fifth District Handyworker Program
IDIS Number: 12295
Operating Agency: Housing Investment and Finance Division
Subrecipient Type: Division of LACDA
Contract Period: 7/1/2023 to 6/30/2024 **Quarter Completed:** 4
Activity Code: 14A Rehabilitation: Single-Unit Residential
National Objective: LMH Low/Mod Housing
Objective: Decent Housing **Outcome:** Affordability

Project Summary

The Handyworker Program provides up to \$5,000 grants for minor home repairs to eligible low-and moderate-income households within the following Fifth Supervisorial District unincorporated areas: Altadena, Angeles National Forest, Arcadia, Charter Oak, Pomona, Chatsworth, East Pasadena, San Pasqual, North East San Gabriel, El Monte, Glendora, Kagel Canyon, LaCrescenta/Montrose, La Verne, Monrovia, and San Dimas.

Accomplishments and Net Expenditures

Priority Need: Housing
Performance Indicator: Housing Units
Quantitative Accomplishments: Goal: 25 This Year: 30 Cumulative: 30 Ratio: 120.0%
Net Expenditures: Budgeted: \$360,000.00 This Year: \$288,339.42 Cumulative: \$288,339.42 Ratio: 80.1%

Annual Narrative:

The program has exceeded its year-end goal by completing a total of 30 housing units. Aggressive marketing efforts will continue immediately to prepare for fiscal year 2024-2025.

Direct Benefit (Race/Ethnicity):

<u>Race/Ethnicity</u>	<u>Owners</u>	<u>Renters</u>
Asian - Non-Hispanic	5	0
Black/African American & White - Non-Hispanic	1	0
Black/African American - Non-Hispanic	8	0
Other Race - Hispanic	5	0
Other Race - Non-Hispanic	1	0
White - Hispanic	2	0
White - Non-Hispanic	8	0
Total	30	0

Direct Benefit (Income):

<u>Income Level</u>	<u>Owners</u>	<u>Renters</u>
Extremely Low	15	0
Low	13	0
Moderate	2	0
Total	30	0

Housing Detail:

<u>Street Address</u>	<u>City</u>	<u>State</u>	<u>Zip</u>	<u>Rent/Own</u>	<u>Income Level</u>	<u>Expenditures</u>
-----------------------	-------------	--------------	------------	-----------------	---------------------	---------------------

2023-2024 CAPER CDBG Activity Listing

(Activities Included in Analysis)

1282 N Craig Ave	Pasadena	CA	91104	Owners	Low	\$5,000
11234 Rockfield Dr	Arcadia	CA	91006	Owners	Extremely Low	\$5,000
12012 East Trl	Sylmar	CA	91342	Owners	Low	\$4,780
2708 Community Ave.	La Crescenta	CA	91214	Owners	Extremely Low	\$4,700
13111 Sierra Hwy	Santa Clarita	CA	91390	Owners	Extremely Low	\$5,000
2140 Felberg Ave	Duarte	CA	91010	Owners	Extremely Low	\$5,000
360 Walnut Dr.	Pasadena	CA	91107	Owners	Low	\$5,000
17059 E. Devanah St.	Covina	CA	91722	Owners	Low	\$4,314
2318 Garfield Avenue	Altadena	CA	91001	Owners	Low	\$4,829
1 N. San Gabriel Cyn Rd NF 13	Azusa	CA	91702	Owners	Low	\$4,530
332 Crosby St	Altadena	CA	91001	Owners	Extremely Low	\$4,950
8547 E Sheffield Rd	San Gabriel	CA	91775	Owners	Extremely Low	\$4,998
1168 Mount Lowe Dr	Altadena	CA	91001	Owners	Low	\$4,470
340 Crosby St	Altadena	CA	91001	Owners	Extremely Low	\$4,200
641 W Mendocino St	Altadena	CA	91001	Owners	Extremely Low	\$5,000
2482 Casitas Ave	Altadena	CA	91001	Owners	Low	\$4,506
4909 N Mangrove Ave	Covina	CA	91724	Owners	Low	\$4,660
3233 Lake Ave	Altadena	CA	91001	Owners	Low	\$4,608
11115 Lynrose St.	Arcadia	CA	91006	Owners	Extremely Low	\$5,000
20284 Arrow Hwy Apt E	Covina	CA	91724	Owners	Low	\$4,440
71 W Mendocino St	Altadena	CA	91001	Owners	Moderate	\$3,280
4900 N. Grand Ave. 218	Covina	CA	91724	Owners	Low	\$4,980
3251 N. Summit Ave.	Altadena	CA	91001	Owners	Low	\$4,944
2124 California Ave	Duarte	CA	91010	Owners	Extremely Low	\$4,810
2911 Maiden Ln	Altadena	CA	91001	Owners	Moderate	\$4,698
11054 Manzanita Mesa Rd	Littlerock	CA	93543	Owners	Extremely Low	\$5,000
5114 N. Glendora Ave.	Covina	CA	91724	Owners	Extremely Low	\$4,974
104 E Las Flores Dr	Altadena	CA	91001	Owners	Extremely Low	\$4,900
17836 Highacres Ave	Palmdale	CA	93591	Owners	Extremely Low	\$5,000
40615 152nd St E	Lancaster	CA	93535	Owners	Extremely Low	\$5,000

Total Number of Housing Units Assisted : 30

Housing Data:

<u>Category</u>	<u>Homeowners</u>	<u>Renters</u>
3) Total units occupied by elderly (62 years or older):	23	0

Lead Paint Detail:

Number of housing units constructed before 1978	5
Exempt: Housing construction 1978 or later	5
Exempt: No paint disturbed	0
Otherwise exempt	20

Lead Hazard Remediation Actions:

Lead Safe Work Practices (Hard costs <= \$5,000)	5
Interim Controls or Standard Practices (Hard costs \$5,000 - \$25,000)	0
Abatement (Hard costs > \$25,000)	0

Grants/Loans:

<u>Quarter</u>	<u>Grants</u>	<u>Loans</u>
1	2	0
2	9	0

2023-2024 CAPER CDBG Activity Listing (Activities Included in Analysis)

3	14	0
4	5	0
Total	30	0

Quarter: 1 **Accomplishment Quantity:** 2 **Female-Headed Households:** 2

Accomplishment Narrative:

During this period, two (2) housing units were completed. There are currently three (3) housing units under construction, and three (3) housing units pending for inspection. The program manager continued aggressive marketing efforts.

Quarter: 2 **Accomplishment Quantity:** 9 **Female-Headed Households:** 5

Accomplishment Narrative:

During this period, nine (9) housing units were completed. There are currently five (5) housing units under construction, and three (8) housing units pending for inspection. The program manager continued aggressive marketing efforts.

Quarter: 3 **Accomplishment Quantity:** 14 **Female-Headed Households:** 10

Accomplishment Narrative:

During this period, fourteen (14) housing units were completed, with two (2) housing units currently under construction. Although we have met our goal, the program manager is continuing aggressive marketing efforts due to available funding.

Quarter: 4 **Accomplishment Quantity:** 5 **Female-Headed Households:** 3

Accomplishment Narrative:

During this period, five housing units were completed. Although we have exceeded our goal, the program manager is continuing aggressive marketing efforts for the next fiscal year.

2023-2024 CAPER CDBG Activity Listing

(Activities Included in Analysis)

Identification

Project No.: 601760-24 **Jurisdiction:** 5th District
Project Title: Fifth District Handyworker Program
IDIS Number:
Operating Agency: Housing Investment and Finance Division
Subrecipient Type: Division of LACDA
Contract Period: 7/1/2024 to 6/30/2025
Activity Code: 14A Rehabilitation: Single-Unit Residential
National Objective: LMH Low/Mod Housing
Objective: Decent Housing **Outcome:** Affordability

Project Summary

The Handyworker Program provides up to \$9,000 grants for minor home repairs to eligible low-and moderate-income (80% AMI and below) households within the following Fifth Supervisorial District unincorporated areas.

Accomplishments and Net Expenditures

Priority Need: Housing
Performance Indicator: Housing Units
Quantitative Accomplishments: Goal: 25 This Year: 0 Cumulative: 0 Ratio: 0.0%
Net Expenditures: Budgeted: \$500,000.00 This Year: \$46,168.99 Cumulative: \$46,168.99 Ratio: 9.2%

Annual Narrative:

2023-2024 CAPER CDBG Activity Listing

(Activities Included in Analysis)

Identification

Project No.: 602608-23 **Jurisdiction:** 5th District
Project Title: Senior Grant Program - 5th District
IDIS Number: 12359
Operating Agency: Housing Investment and Finance Division
Subrecipient Type: Division of LACDA
Contract Period: 7/1/2023 to 6/30/2024 **Quarter Completed:** 4
Activity Code: 14A Rehabilitation: Single-Unit Residential
National Objective: LMH Low/Mod Housing
Objective: Decent Housing **Outcome:** Affordability

Project Summary

This program provides funding for rehabilitation assistance in the form of a grant of up to \$20,000 to low-income (80% AMI and below) senior homeowners (62 years or older) located in the unincorporated areas of the Fifth District. The grant program will focus on home modifications that increase seniors' mobility, habitability, safety, and independence, as well as critical deferred maintenance repairs necessary to improve the structural integrity of the home, and to enable low-income seniors to remain in their homes and age in place.

Accomplishments and Net Expenditures

Priority Need: Housing
Performance Indicator: Housing Units
Quantitative Accomplishments: Goal: 16 This Year: 17 Cumulative: 17 Ratio: 106.2%
Net Expenditures: Budgeted: \$610,000.00 This Year: \$390,693.11 Cumulative: \$390,693.11 Ratio: 64.0%

Annual Narrative:

The Second District Senior Grant program is reporting 17 single family housing units completed for FY 2023-2024. Program staff is proactively building a pipeline and is reporting 11 applications sent out to prospective applicants that will support the 20 unit goal for FY 2024-2025.

Direct Benefit (Race/Ethnicity):

<u>Race/Ethnicity</u>	<u>Owners</u>	<u>Renters</u>
Asian - Non-Hispanic	3	0
Asian and White - Non-Hispanic	1	0
Black/African American - Non-Hispanic	6	0
Other Race - Non-Hispanic	1	0
White - Non-Hispanic	6	0
Total	17	0

Direct Benefit (Income):

<u>Income Level</u>	<u>Owners</u>	<u>Renters</u>
Extremely Low	8	0
Low	8	0
Moderate	1	0
Total	17	0

Housing Detail:

<u>Street Address</u>	<u>City</u>	<u>State</u>	<u>Zip</u>	<u>Rent/Own</u>	<u>Income Level</u>	<u>Expenditures</u>
-----------------------	-------------	--------------	------------	-----------------	---------------------	---------------------

2023-2024 CAPER CDBG Activity Listing

(Activities Included in Analysis)

9119 SOUTHVIEW RD	SAN GABRIEL	CA	91775	Owners	Extremely Low	\$15,000
35320 SMALL RD	PALMDALE	CA	93550	Owners	Extremely Low	\$14,910
613 ATHENS ST	ALTADENA	CA	91001	Owners	Extremely Low	\$11,900
3555 FAIR OAKS AVE	ALTADENA	CA	91001	Owners	Moderate	\$17,050
405 E EL SUR ST	MONROVIA	CA	91016	Owners	Low	\$7,550
3060 S 9TH ST AVE	ARCADIA	CA	91006	Owners	Low	\$16,950
2508 WESLEYGROVE AVE	DUARTE	CA	91010	Owners	Low	\$13,851
17744 MOSSDALE AVE	LANCASTER	CA	93535	Owners	Extremely Low	\$15,000
461 W PENTAGON ST	ALTADENA	CA	91001	Owners	Extremely Low	\$15,950
9703 CALLITA ST	ARCADIA	CA	91007	Owners	Extremely Low	\$15,000
3019 GLENROSE AVE	ALTADENA	CA	91001	Owners	Low	\$16,525
40653 FIELDSPRING ST	LANCASTER	CA	93535	Owners	Extremely Low	\$15,000
29823 106TH ST E	LITTLEROCK	CA	93543	Owners	Low	\$16,500
2674 RAYMOND AVE	ALTADENA	CA	91001	Owners	Low	\$13,250
37106 94TH ST E	LITTLEROCK	CA	93543	Owners	Low	\$14,600
599 MOUNTAIN VIEW ST	ALTADENA	CA	91001	Owners	Extremely Low	\$12,500
10007 E AVENUE R	LITTLEROCK	CA	93543	Owners	Low	\$15,000

Total Number of Housing Units Assisted : 17

Housing Data:

<u>Category</u>	<u>Homeowners</u>	<u>Renters</u>
3) Total units occupied by elderly (62 years or older):	16	0

Lead Paint Detail:

Number of housing units constructed before 1978	1
Exempt: Housing construction 1978 or later	4
Exempt: No paint disturbed	7
Otherwise exempt	5

Lead Hazard Remediation Actions:

Lead Safe Work Practices (Hard costs <= \$5,000)	0
Interim Controls or Standard Practices (Hard costs \$5,000 - \$25,000)	1
Abatement (Hard costs > \$25,000)	0

Grants/Loans:

<u>Quarter</u>	<u>Grants</u>	<u>Loans</u>
1	3	0
2	6	0
3	3	0
4	5	0
Total	17	0

Quarter: 1 Accomplishment Quantity: 3 Female-Headed Households: 1

Accomplishment Narrative:

During this period, the Senior Grant Program (SGP) is reporting 3 units completed. In addition, 7 units are under-construction, and 6 units are in the bid development process.

Quarter: 2 Accomplishment Quantity: 6 Female-Headed Households: 3

Accomplishment Narrative:

During this period, the Senior Grant Program (SGP) is reporting 6 units completed. In addition, 3 units are under-construction, and 7 units are in the bid development process.

2023-2024 CAPER CDBG Activity Listing

(Activities Included in Analysis)

Quarter: 3 **Accomplishment Quantity:** 3 **Female-Headed Households:** 2

Accomplishment Narrative:

During this period, the Senior Grant Program (SGP) is reporting 3 units completed. In addition, 4 units are under-construction, and 3 units are in the bid development process.

Quarter: 4 **Accomplishment Quantity:** 5 **Female-Headed Households:** 3

Accomplishment Narrative:

During this period, the SGP is reporting 5 units completed. In addition, we are reporting 11 applications sent to prospective applicants.

2023-2024 CAPER CDBG Activity Listing

(Activities Included in Analysis)

Identification

Project No.: 602608-24 **Jurisdiction:** 5th District
Project Title: Senior Grant Program - 5th District
IDIS Number:
Operating Agency: Housing Investment and Finance Division
Subrecipient Type: Division of LACDA
Contract Period: 7/1/2024 to 6/30/2025
Activity Code: 14A Rehabilitation: Single-Unit Residential
National Objective: LMH Low/Mod Housing
Objective: Decent Housing **Outcome:** Affordability

Project Summary

This program provides funding for rehabilitation assistance of a grant of up to \$25,000 to low-and moderate-income (80% AMI and below) senior homeowners (62 years or older) located in the unincorporated areas of the Fifth District. The grant program will focus on home modifications that increase seniors' mobility and improve the structural integrity of the homes.

Accomplishments and Net Expenditures

Priority Need: Housing
Performance Indicator: Housing Units
Quantitative Accomplishments: Goal: 20 This Year: 0 Cumulative: 0 Ratio: 0.0%
Net Expenditures: Budgeted: \$850,000.00 This Year: \$49,889.67 Cumulative: \$49,889.67 Ratio: 5.9%

Annual Narrative:

2023-2024 CAPER CDBG Activity Listing

(Activities Included in Analysis)

Identification

Project No.: 602591-23 **Jurisdiction:** 5th District
Project Title: Lancaster Homes Solar Project
IDIS Number: 12292
Operating Agency: Housing Operations
Subrecipient Type: Division of LACDA
Contract Period: 7/1/2023 to 6/30/2025
Activity Code: 14C Public Housing Modernization
National Objective: LMH Low/Mod Housing
Objective: Decent Housing **Outcome:** Affordability

Project Summary

This new project provides for the procurement and installation and associated construction work for new solar panel systems for the benefit of all 120 units at Lancaster Homes housing development located at 711-737 W. Jackman St., Lancaster, CA 93534.

Accomplishments and Net Expenditures

Priority Need: Housing
Performance Indicator: Housing Units
Quantitative Accomplishments: Goal: 120 This Year: 0 Cumulative: 0 Ratio: 0.0%
Net Expenditures: Budgeted: \$800,000.00 This Year: \$88,163.27 Cumulative: \$88,163.27 Ratio: 11.0%

Annual Narrative:

For FY23, the project design was started for the solar carports. The new design will be replacing the entire carport. CMU staff are working with the consultant to submit the design to get permits ASAP. CDBG funding is extended into FY24, but will be expended in Q1 by August 31, 2024, and construction is expected soon after into the new program year.

Quarter: 1 **Accomplishment Quantity:** 0

Accomplishment Narrative:

As of the first quarter, the project is currently under Request For Proposal phase. This project has been assigned to Harry H Joh Construction under a JOC construction project. After contract is executed, work is expected to begin in the 2nd quarter.

Quarter: 2 **Accomplishment Quantity:** 0

Accomplishment Narrative:

As of the second quarter, the Lancaster Solar project is in pre-development and design. This project will include carports and solar panel installation. A SOMAH rebate incentive will also be applied to leverage cost of project. The total estimate for project is \$2M.

Quarter: 3 **Accomplishment Quantity:** 0

Accomplishment Narrative:

For the third quarter, the project design was started for the solar carports. The CDBG portion will be carried over into next FY, but will be spent by August 31, 2024, and construction is expected soon after into the new program year.

Quarter: 4 **Accomplishment Quantity:** 0

Accomplishment Narrative:

For the fourth quarter, the project design was started for the solar carports. The new design will be replacing the entire carport. CMU staff are working with the consultant to submit the design to get permits ASAP. CDBG funding is extended into FY24, but will be expended in Q1 by August 31, 2024, and construction is expected soon after into the new program year.

2023-2024 CAPER CDBG Activity Listing

(Activities Included in Analysis)

Identification

Project No.: 602713-24 **Jurisdiction:** 5th District
Project Title: DPR - Senior Programs (Stephen Sorenson Park)
IDIS Number: 12649
Operating Agency: Department of Parks and Recreation
Subrecipient Type: L.A. County Dept.
Contract Period: 8/1/2024 to 6/30/2025
Activity Code: 05A Senior Services
National Objective: LMC Low/Mod Limited Clientele
Objective: Suitable Living Environment **Outcome:** Availability/Accessibility

Project Summary

This new project provides for a Senior program, to include nutrition, at Stephen Sorenson Park, for persons 60yrs+. Participants are provided with stay fit activities, social events, case management, resource and referral services, cultural and enrichment trips, and daily congregate lunch.

Accomplishments and Net Expenditures

Priority Need: CD - Senior Programs
Performance Indicator: People (General)
Quantitative Accomplishments: Goal: 100 This Year: 0 Cumulative: 0 Ratio: 0.0%
Net Expenditures: Budgeted: \$60,000.00 This Year: \$0.00 Cumulative: \$0.00 Ratio: 0.0%

Annual Narrative:

2023-2024 CAPER CDBG Activity Listing

(Activities Included in Analysis)

Identification

Project No.: 600475-23 **Jurisdiction:** 5th District
Project Title: Loma Alta Park Recreation Programs
IDIS Number: 12298
Operating Agency: Department of Parks and Recreation
Subrecipient Type: L.A. County Dept.
Contract Period: 7/1/2023 to 6/30/2024 **Quarter Completed:** 4
Activity Code: 05Z Public Services (General)
National Objective: LMC Low/Mod Limited Clientele
Objective: Suitable Living Environment **Outcome:** Availability/Accessibility

Project Summary

The continuing educational and recreational CDBG programs offered at Loma Alta Park are designed to meet the needs of predominantly low-to-moderate income families, from the targeted unincorporated areas of the County of Los Angeles's Fifth Supervisorial District.

Accomplishments and Net Expenditures

Priority Need: CD - Youth Programs
Performance Indicator: People (General)
Quantitative Accomplishments: Goal: 120 This Year: 7 Cumulative: 7 Ratio: 5.8%
Net Expenditures: Budgeted: \$44,000.00 This Year: \$39,108.00 Cumulative: \$39,108.00 Ratio: 88.9%

Annual Narrative:

Loma Alta Park diligently provided excellent services to customers in their program during this annual period.

Direct Benefit (Race/Ethnicity):

<u>Race/Ethnicity</u>	<u>Numbers Assisted</u>
Asian - Non-Hispanic	1
Asian and White - Non-Hispanic	2
Black/African American & White - Non-Hispanic	1
Black/African American - Non-Hispanic	1
Other Race - Hispanic	1
White - Hispanic	1
Total	7

Direct Benefit (Income):

<u>Income Level</u>	<u>Numbers Assisted</u>
Extremely Low	2
Low	4
Moderate	1
Total	7

Quarter: 1 **Accomplishment Quantity:** 0

Accomplishment Narrative:

During this quarter we had a summer session where the kids reviewed everything they learned this past year such as writing

2023-2024 CAPER CDBG Activity Listing

(Activities Included in Analysis)

their name, counting, the alphabet, different shapes as well as a lot of summer crafts and water play and activities. After summer we took a break during the month of August and started a new class in September where participants are getting to know their peers, teachers, classroom and following rules.

Quarter: 2 **Accomplishment Quantity:** 6

Accomplishment Narrative:

During this quarter the Tiny Tots participants learned about many different holidays and also celebrated them. For the month of October we had a Halloween costume party along with a puppet show & food. In November we had a Potluck Friendsgiving lunch where we also did some crafts where they showed what they were thankful for. And lastly in December we did a Secret Santa where the kids for their gift exchange along with making Gingerbread houses, decorating cookies, playing games and a small holiday performance for their parents.

Quarter: 3 **Accomplishment Quantity:** 1

Accomplishment Narrative:

During the 3rd quarter period, the participants got a chance to take part in a field trip to Scooters Jungle in a yellow school bus they had a lot of fun socializing. During Circle time we learned numbers, shapes and colors in Spanish, enjoying the process of learning a new language. They had the chance to celebrate Valentines Day through activities such as exchanging Valentines Day cards.

Accomplishments:

During this quarter, the participants have really excelled in their fine motor skills. Their writing, tracing and coloring have substantially improved.

Quarter: 4 **Accomplishment Quantity:** 0

Accomplishment Narrative:

During this 4th quarter reporting, Loma Alat Park clients celebrated spring season by having an egg hunt and craft activities. In May, we went to knots Berry Farm and explored Snoop Town.

Accomplishments: We had Tiny Tots graduation where they were all awarded a certificate of accomplishment during this reporting period.

2023-2024 CAPER CDBG Activity Listing

(Activities Included in Analysis)

Identification

Project No.: 600475-24 **Jurisdiction:** 5th District
Project Title: Loma Alta Park Recreation Programs
IDIS Number:
Operating Agency: Department of Parks and Recreation
Subrecipient Type: L.A. County Dept.
Contract Period: 7/1/2024 to 6/30/2025
Activity Code: 05Z Public Services (General)
National Objective: LMC Low/Mod Limited Clientele
Objective: Suitable Living Environment **Outcome:** Availability/Accessibility

Project Summary

The continuing educational and recreational CDBG programs offered at Loma Alta Park are designed to meet the needs of predominantly low-to-moderate income families, from the targeted unincorporated areas of the County of Los Angeles's Fifth Supervisorial District.

Accomplishments and Net Expenditures

Priority Need: CD - Youth Programs
Performance Indicator: People (General)
Quantitative Accomplishments: Goal: 120 This Year: 0 Cumulative: 0 Ratio: 0.0%
Net Expenditures: Budgeted: \$44,000.00 This Year: \$0.00 Cumulative: \$0.00 Ratio: 0.0%

Annual Narrative:

2023-2024 CAPER CDBG Activity Listing

(Activities Included in Analysis)

Identification

Project No.: 600482-23 **Jurisdiction:** 5th District
Project Title: Pamela Park Recreation Programs
IDIS Number: 12299
Operating Agency: Department of Parks and Recreation
Subrecipient Type: L.A. County Dept.
Contract Period: 7/1/2023 to 6/30/2024 **Quarter Completed:** 4
Activity Code: 05Z Public Services (General)
National Objective: LMC Low/Mod Limited Clientele
Objective: Suitable Living Environment **Outcome:** Availability/Accessibility

Project Summary

The continuing educational and recreational CDBG programs offered at Pamela Park is designed to meet the needs of low-to-moderate income families, from the targeted unincorporated areas of the Fifth Supervisorial District. Various athletic, educational, and cultural/performing arts programs, as well as special events, are offered and are designed to foster healthy child development, strengthen family relationships, and empower communities.

Accomplishments and Net Expenditures

Priority Need: CD - Public Services
Performance Indicator: People (General)
Quantitative Accomplishments: Goal: 300 This Year: 44 Cumulative: 44 Ratio: 14.7%
Net Expenditures: Budgeted: \$35,000.00 This Year: \$32,609.00 Cumulative: \$32,609.00 Ratio: 93.2%

Annual Narrative:

Throughout the year, our goal was to not only provide a safe space for our youth to be during afterschool hours, but also provide an area where they could learn, explore, create, be innovators, be creative, and had the freedom to express themselves. We wanted our activities to be meaningful and to provide them with new interests, new skills, to expand their mind and explore new areas of interest.

We brought in cooking classes, art classes, beat making classes, DJ classes, conducted many STEAM projects and recreational activities, had movie nights every Friday, eSports every Friday, and had various fieldtrips to hiking trails, nature centers, youth workshops, and much more.

Direct Benefit (Race/Ethnicity):

<u>Race/Ethnicity</u>	<u>Numbers Assisted</u>
American Indian/Alaskan Native & Black/African American - Hispanic	3
American Indian/Alaskan Native & Black/African American - Non-Hispanic	1
Black/African American - Hispanic	1
Black/African American - Non-Hispanic	4
Native Hawaiian/Other Pacific Islander - Non Hispanic	1
Other Race - Hispanic	12
White - Hispanic	22
Total	44

Direct Benefit (Income):

<u>Income Level</u>	<u>Numbers Assisted</u>
Extremely Low	24
Low	17
Moderate	3
Total	44

2023-2024 CAPER CDBG Activity Listing

(Activities Included in Analysis)

Quarter: 1 **Accomplishment Quantity:** 34

Accomplishment Narrative:

Our afterschool and teen CDBG programs offer a variety of activities for our participants. We offer recreational activities, arts & crafts, STEAM projects/activities, esports every Friday, movie nights every Friday, and much more. We have also brought in a specialist twice a week that conducts STEAM related projects/activities to our CDBG afterschool participants. We also bring in a cooking instructor that comes in once a week to do cooking classes with both our afterschool and teen programs. Our Teen program also has a beats instructor come in once a week. We have also had Dragon Boating for both our afterschool and teen programs that we offer once a week. During this past quarter, we invited both the afterschool and teen programs to a trip to the Robinson Gardens in Beverly Hills.

Quarter: 2 **Accomplishment Quantity:** 3

Accomplishment Narrative:

Our CDBG program continues to offer youth recreational activities, Arts & crafts, STEAM projects, and offer cultural special activities. We also offer specialty classes such as cooking and STEAM related classes that provide our CDBG participants with the opportunities to try out new experiences and provide a safe place to learn. We offer youth and teen programming.

Quarter: 3 **Accomplishment Quantity:** 3

Accomplishment Narrative:

Our CDBG participants were involved in various special programs and activities during this past quarter. They had the opportunity to participate in specialized STEAM projects twice a week, cooking classes once a week, and we started to host art classes once a week as well. We also had eSports once a week where kids competed against one another and against other groups. We also had our participants go on nature hikes during some weekends. Our regular activities included arts and crafts, projects, recreational activities, and special events.

Quarter: 4 **Accomplishment Quantity:** 4

Accomplishment Narrative:

During quarter 4 of the CDBG afterschool program at Pamela Park, we continued our cooking classes, STEAM classes, art classes, and our day-to-day crafts & recreational activities.

We wanted to give our youth the opportunity to experience new topics, explore new interests, and to be able to open up their minds to become innovators.

During May, we rewarded their hard effort from the school year with a trip to Universal Studios. There they had the opportunity to see how the movie industry works and experience how they shoot films, conduct special effects, and were given a tour of their backlot.

2023-2024 CAPER CDBG Activity Listing

(Activities Included in Analysis)

Identification

Project No.: 600482-24 **Jurisdiction:** 5th District
Project Title: Pamela Park Recreation Programs
IDIS Number:
Operating Agency: Department of Parks and Recreation
Subrecipient Type: L.A. County Dept.
Contract Period: 7/1/2024 to 6/30/2025
Activity Code: 05Z Public Services (General)
National Objective: LMC Low/Mod Limited Clientele
Objective: Suitable Living Environment **Outcome:** Availability/Accessibility

Project Summary

The continuing educational and recreational CDBG programs offered at Pamela Park is designed to meet the needs of low-to-moderate income families, from the targeted unincorporated areas of the Fifth Supervisorial District.

Accomplishments and Net Expenditures

Priority Need: CD - Public Services
Performance Indicator: People (General)
Quantitative Accomplishments: Goal: 150 This Year: 0 Cumulative: 0 Ratio: 0.0%
Net Expenditures: Budgeted: \$25,000.00 This Year: \$0.00 Cumulative: \$0.00 Ratio: 0.0%

Annual Narrative:

2023-2024 CAPER CDBG Activity Listing

(Activities Included in Analysis)

Identification

Project No.: 600483-23 **Jurisdiction:** 5th District
Project Title: Pearblossom Park Recreation Programs
IDIS Number: 12300
Operating Agency: Department of Parks and Recreation
Subrecipient Type: L.A. County Dept.
Contract Period: 7/1/2023 to 6/30/2024 **Quarter Completed:** 4
Activity Code: 05L Child Care Services
National Objective: LMC Low/Mod Limited Clientele
Objective: Suitable Living Environment **Outcome:** Availability/Accessibility

Project Summary

The continuing recreational and educational CDBG programs offered at Pearblossom Park are designed to meet the needs of predominantly low-to-moderate income families, from the targeted unincorporated areas of the Fifth Supervisorial District.

Accomplishments and Net Expenditures

Priority Need: CD - Youth Programs
Performance Indicator: People (General)
Quantitative Accomplishments: Goal: 80 This Year: 7 Cumulative: 7 Ratio: 8.8%
Net Expenditures: Budgeted: \$43,500.00 This Year: \$6,028.00 Cumulative: \$6,028.00 Ratio: 13.9%

Annual Narrative:

There were only 7 clients received this year between the 1st and 2nd quarter . Staff was not able to reach the minimum enrollment during the fiscal year and were not able to offer the program. Staff planned and promoted the program However; due to the lack of interest in the program we have not been able to successfully facilitate the program.

Direct Benefit (Race/Ethnicity):

<u>Race/Ethnicity</u>	<u>Numbers Assisted</u>
Black/African American - Non-Hispanic	1
Other Race - Hispanic	2
White - Hispanic	4
Total	7

Direct Benefit (Income):

<u>Income Level</u>	<u>Numbers Assisted</u>
Extremely Low	2
Low	3
Moderate	2
Total	7

Quarter: 1 **Accomplishment Quantity:** 1

Accomplishment Narrative:

The park served 5 new clients for the quarter but was not entered into the Public Service System in time. We placed an order for supplies to enhance the presentation of the Tiny Tots program. We have continued to promote registration and we are planning to open up within the next month.

2023-2024 CAPER CDBG Activity Listing

(Activities Included in Analysis)

Quarter: 2 **Accomplishment Quantity:** 6

Accomplishment Narrative:

There are no special accomplishments to report for this quarter. Staff has continued to plan and promote Grant Funded Programs We have a parent orientation scheduled for 2/1/24 and the program is scheduled to start on Monday 2/5/24.

Quarter: 3 **Accomplishment Quantity:** 0

Accomplishment Narrative:

During the quarter staff has worked on planning and advertising the program . We were able to reach the enrollment minimum and are very excited to roll out the program during the next session .

There were no outstanding awards or accomplishments to report this quarter .

Quarter: 4 **Accomplishment Quantity:** 0

Accomplishment Narrative:

There were no new client contacts or duplicated contacts during the quarter. Staff was not able to reach the minimum enrollment during the fiscal year and were not able to offer the program. Staff planned and promoted the program; However, due to the lack of interest and the decrease in need of the program we have not been able to reach the minimum enrollment to successfully facilitate the program. Staff explored several avenues of advertisement and attended community events/ meetings and we weren't able to get the participation needed to move forward with the program .

2023-2024 CAPER CDBG Activity Listing

(Activities Included in Analysis)

Identification

Project No.: 600483-24 **Jurisdiction:** 5th District
Project Title: Pearblossom Park Recreation Programs
IDIS Number:
Operating Agency: Department of Parks and Recreation
Subrecipient Type: L.A. County Dept.
Contract Period: 7/1/2024 to 6/30/2025
Activity Code: 05L Child Care Services
National Objective: LMC Low/Mod Limited Clientele
Objective: Suitable Living Environment **Outcome:** Availability/Accessibility

Project Summary

The continuing recreational and educational CDBG programs offered at Pearblossom Park are designed to meet the needs of predominantly low-to-moderate income families, from the targeted unincorporated areas of the Fifth Supervisorial District.

Accomplishments and Net Expenditures

Priority Need: CD - Youth Programs
Performance Indicator: People (General)
Quantitative Accomplishments: Goal: 40 This Year: 0 Cumulative: 0 Ratio: 0.0%
Net Expenditures: Budgeted: \$20,000.00 This Year: \$0.00 Cumulative: \$0.00 Ratio: 0.0%

Annual Narrative:

2023-2024 CAPER CDBG Activity Listing

(Activities Included in Analysis)

Identification

Project No.: 602391-21 **Jurisdiction:** 5th District
Project Title: Offsite Improvements for Imagine Village II
IDIS Number: 11984
Operating Agency: Abbey Road, Inc.
Subrecipient Type: CBO
Contract Period: 12/15/2021 to 6/30/2025
Activity Code: 03Z Public Facilities and Improvements
National Objective: LMC Low/Mod Limited Clientele
Objective: Suitable Living Environment **Outcome:** Availability/Accessibility

Project Summary

This new project provides for offsite improvements for the Imagine Village II housing development. The development provides affordable housing for income-eligible households of the 5th Supervisorial District. Offsite improvements include demolition; curbs/gutter, sidewalk, and sewer lateral improvements; traffic control planning; and ground and overlay work.

Accomplishments and Net Expenditures

Priority Need: CD - Public Facilities
Performance Indicator: Public Facilities
Quantitative Accomplishments: Goal: 1 This Year: 0 Cumulative: 0 Ratio: 0.0%
Net Expenditures: Budgeted: \$300,000.00 This Year: \$290,698.00 Cumulative: \$290,698.00 Ratio: 96.9%

Annual Narrative:

As reported in the Quarterly Narrative, the development received its Certificate of Occupancy on June 10, 2024. Our General Contractor Bernards Builders and our Section 3 Consultant PV Jobs are working to clear Labor Compliance outstanding issues. No further work on the site is needed. We expect the Retention to be released upon clearance of the remaining Labor Compliance issues in the near future.

Quarter: 1 **Accomplishment Quantity:** 0

Accomplishment Narrative:

We are completed with the portion of the Offsite construction work billable through the CDBG grant. We are working on getting our final draw in for processing by CDBG.

The work which was delayed has been progressing. The work on the fire lane accommodating the change in grade will be completed the week of October 16. The Offsite work bringing Frontier phone service to the site will be completed on October 9th.

We continue to work on our Section 3 hiring with 55.73 % of our workers falling in the Local Resident category and with 5.41 % being Targeted Workers

Quarter: 2 **Accomplishment Quantity:** 0

Accomplishment Narrative:

We invoiced for the completed Offsite construction work billable through the CDBG grant.

The project received its Temporary Certificate of Occupancy on December 29, 2023. There are a few remaining items to complete to get our certificate of occupancy.

Our Section 3 hiring resulted in 55.73 % of our workers falling in the Local Resident category and 5.41 % being Targeted Workers.

2023-2024 CAPER CDBG Activity Listing

(Activities Included in Analysis)

We are working through our 100% pay application and clearing up any remaining labor compliance issues.

Quarter: 3 **Accomplishment Quantity:** 0

Accomplishment Narrative:

Imagine village II received it's Temporary Certificate of Occupancy on December 29, 2023. We received a correction notice from the Fire Department requiring us to build an abutting structure to house our solar battery backup system. This work is completed and the subsequent inspection asked for some additional signage. We are following up on this and will forward the Certificate of Occupancy upon receipt. We still have a few dollars to draw down from the CDBG grant for the project. All of the offsite work was completed a few months ago.

Quarter: 4 **Accomplishment Quantity:** 0

Accomplishment Narrative:

The building received its TCO on December 29,2023. The Fire Dept did not sign off the building. The correction notice pertained to the solar battery backup storage location. New Code Changes necessitated that the system be stored in a location outside of the Electrical Room. So, we engaged our Architect and Engineers to design and permit a new structure to be built on the outside of the building abutting the Electrical Room. All equipment was relocated to this structure. Many of our subcontractors were re-engaged to complete this new scope of work. On June 7,2024 LA County Fire signed off the building and we received our Certificate of Occupancy June 10,2024. We have invoiced for the full Offsite Improvement CDBG grant funding. Retention is being held for Labor Compliance sign off.

2023-2024 CAPER CDBG Activity Listing

(Activities Included in Analysis)

Identification

Project No.: 602436-21 **Jurisdiction:** 5th District
Project Title: Support Services for Imagine Village
IDIS Number: 12028
Operating Agency: Abbey Road, Inc.
Subrecipient Type: CBO
Contract Period: 4/5/2022 to 6/30/2024 **Quarter Completed:** 3
Activity Code: 03T Operating Costs of Homeless/AIDS Patients Programs
National Objective: LMC Low/Mod Limited Clientele
Objective: Suitable Living Environment **Outcome:** Availability/Accessibility

Project Summary

This new project will provide case management services, service coordination, peer support and supervisory oversight to residents of Imagine Village, a permanent supporting housing development for veterans. Abbey Road Inc. will partner with United States Veterans Initiative who will work directly with this special needs population. Through this partnership, Abbey Road Inc. will ensure that all of its tenants remain housed and supported in their efforts to improve their health, financial situation and general well-being.

Accomplishments and Net Expenditures

Priority Need: Homelessness
Performance Indicator: People (General)
Quantitative Accomplishments: Goal: 37 This Year: 0 Cumulative: 74 Ratio: 200%
Net Expenditures: Budgeted: \$200,000.00 This Year: \$111,667.00 Cumulative: \$200,000.00 Ratio: 100.0%

Annual Narrative:

This project is complete and all funds have been drawn.

Quarter: 1 **Accomplishment Quantity:** 0

Accomplishment Narrative:

We are providing documentation to draw down the funds and expect to close out within the next quarter.

Quarter: 2 **Accomplishment Quantity:** 0

Accomplishment Narrative:

We have invoiced for all but \$43 of the grant. We met with CDBG staff and we will bill for this last amount and then we will begin the process to close out the grant.

Quarter: 3 **Accomplishment Quantity:** 0

Accomplishment Narrative:

This CDBG project provided intensive case management services, service coordination, peer support and supervisory oversight to residents of Imagine Village, a permanent supporting housing development for veterans. Abbey Road Inc. partnered with United States Veterans Initiative who worked directly with this special needs population. Through this partnership, Abbey Road Inc. worked to ensure that all of its tenants remain housed and supported in their efforts to improve their health, financial situation and general well-being. The grant has been fully drawn down.

2023-2024 CAPER CDBG Activity Listing

(Activities Included in Analysis)

Identification

Project No.: 600819-23 **Jurisdiction:** 5th District
Project Title: AVPH-HFA Home Visitation Program
IDIS Number: 12307
Operating Agency: Antelope Valley Partners for Health
Subrecipient Type: CBO
Contract Period: 7/1/2023 to 6/30/2024 **Quarter Completed:** 4
Activity Code: 05M Health Services
National Objective: LMC Low/Mod Limited Clientele
Objective: Suitable Living Environment **Outcome:** Availability/Accessibility

Project Summary

Utilizing the Healthy Families America (HFA) evidence-based practice home visitation model, this continuing program provides preventative, routine, evidence-based home visitation support which emphasizes child and family health, safety, nutrition, and parenting education sessions that are offered virtually and in-home, to at-risk adults who are either pregnant or who recently delivered a child. The program strives to assist parents with gaining parenting confidence and the life skills necessary to create and sustain a healthy home where children are safe and able to thrive. Families can be enrolled for 3-5 years.

Accomplishments and Net Expenditures

Priority Need: CD - Public Services
Performance Indicator: People (General)
Quantitative Accomplishments: Goal: 11 This Year: 4 Cumulative: 4 Ratio: 36.4%
Net Expenditures: Budgeted: \$43,840.00 This Year: \$34,926.00 Cumulative: \$34,926.00 Ratio: 79.7%

Annual Narrative:

Fiscal Year 23-24 was a successful year for referrals and enrollments. AVPH HFA Home Visitation Program funded two (2) Home Visitors to support essential needs and offer family centered services to eleven (11) voluntarily enrolled SPA-1 rural residents. Nine (9) families rolled over from the previous grant year and most continued to make notable progress; Two (2) families enrolled during Quarters 3-4; and two (2) new referrals during Quarter 4 resulted in an inactive status as both were experiencing stressors (e.g., homelessness, no support, unwanted pregnancy) and disengaged prior to Intake. Family Wellbeing, safety, child development, healthy relationships, increased community supports, stabilized living, and economic stability are primary areas of focus for the home visitors.

Direct Benefit (Race/Ethnicity):

<u>Race/Ethnicity</u>	<u>Numbers Assisted</u>
Other Race - Hispanic	2
White - Hispanic	2
Total	4

Direct Benefit (Income):

<u>Income Level</u>	<u>Numbers Assisted</u>
Extremely Low	3
Total	3

Quarter: 1 **Accomplishment Quantity:** 3

Accomplishment Narrative:

AVPH HFA Home Visitation Program served 9 families who qualified for CDBG FY 23-24 re-eligibility intake as of July 1, and have been served long-term, voluntarily, with a Family Support Specialist. 89 Contacts were completed. Two of nine

2023-2024 CAPER CDBG Activity Listing

(Activities Included in Analysis)

families are nearing program completion and attending to formal transition plans/closure goal. Referrals focus on community support, linkages. 2 of 9 families closed in Quarter 1 and were transferred to another Family Support Specialist who provides home based services under a different grant.

There were no reports of child abuse or neglect during Quarter 1. Prenatal, postpartum, child/family education, lactation support, developmental and maternal assessments were completed. No delays or significant risk reported.

Quarter: 2 **Accomplishment Quantity:** 0

Accomplishment Narrative:

Antelope Valley Partners for Health, Healthy Families America model, Home Visitation Program, has served Ten (10) families who reside in the unincorporated areas of SPA-1.

Quarter 2 data is below:

Newly Enrolled: One (1)

Active: Six (6)

Closed: Four (4)

Contacts: Sixty-two (62)

Retention: Five (5) of Six (6) active families or 84% have been voluntarily enrolled for over 12 months, and continue to make progress that is essential to growing a family in a healthy, stable, and productive lifestyle.

A new family experiencing crisis and unstable living has enrolled. The home visitor creatively interacts and meets with them in various locations, most convenient for them. They are connected to Valley Oasis for housing support/case management.

Quarter: 3 **Accomplishment Quantity:** 1

Accomplishment Narrative:

During Qtr.3, CDBG funds allowed for the AVPH Family Support Specialist to provide intensive case management and routine home visitation focusing on parenting education, child development, safety and family development/healthy relationships, essential needs, crisis support, referrals and advocacy. During this reporting period, there was a total of 6 active families served. One family discharged from the program. A total of 57 in-person or virtual visits, phone calls or texting conversational contacts took place with enrolled families. Creative Outreach measures were used appropriately by the Family Support Specialist to re-engage the family who was discharged.

Quarter: 4 **Accomplishment Quantity:** 0

Accomplishment Narrative:

During Quarter 4, CDBG funds supported AVPH HFA Home Visitation Program to provide evidence-based home visitation to families residing rurally in SPA-1 Antelope Valley. Six (6) voluntarily enrolled families were seen in home, virtually, and/or in other locations based on their needs and preference; One (1) new family was referred and enrolled in May 2024. Two (2) of six (6) Closed in May 2024. Closure reasons are "Lost to Follow-up". Overall, Retention has been exceptional, with an average length of stay of 30-48 months. Focus children receive routine developmental screenings. During Quarter 4, with one (1) child's assessment reflected Communication delays twice and was referred for Early Intervention evaluation; 18-month-old twins (34-weeks premature birth) are on target.

.

2023-2024 CAPER CDBG Activity Listing

(Activities Included in Analysis)

Identification

Project No.: 600819-24 **Jurisdiction:** 5th District
Project Title: AVPH-HFA Home Visitation Program
IDIS Number:
Operating Agency: Antelope Valley Partners for Health
Subrecipient Type: CBO
Contract Period: 7/1/2024 to 6/30/2025
Activity Code: 05M Health Services
National Objective: LMC Low/Mod Limited Clientele
Objective: Suitable Living Environment **Outcome:** Availability/Accessibility

Project Summary

Using the Healthy Families America (HFA) evidence-based practice home visitation model, this continuing program provides preventative, routine, evidence-based home visitation support which emphasizes child and family health, safety, nutrition, and parenting education sessions to at-risk adults who are either pregnant or who recently delivered a child.

Accomplishments and Net Expenditures

Priority Need: CD - Public Services
Performance Indicator: People (General)
Quantitative Accomplishments: Goal: 11 This Year: 0 Cumulative: 0 Ratio: 0.0%
Net Expenditures: Budgeted: \$43,840.00 This Year: \$5,237.00 Cumulative: \$5,237.00 Ratio: 11.9%

Annual Narrative:

2023-2024 CAPER CDBG Activity Listing

(Activities Included in Analysis)

Identification

Project No.: 601681-23 **Jurisdiction:** 5th District
Project Title: Handyworker Program
IDIS Number: 12321
Operating Agency: Antelope Valley Partners for Health
Subrecipient Type: CBO
Contract Period: 7/1/2023 to 6/30/2024 **Quarter Completed:** 4
Activity Code: 14A Rehabilitation: Single-Unit Residential
National Objective: LMH Low/Mod Housing
Objective: Decent Housing **Outcome:** Affordability

Project Summary

This continuing program provides for minor home repairs and addresses minor code deficiencies by offering income qualified households a grant of approximately \$2,500 to address safety and habitability needs and provide minor home repairs.

Accomplishments and Net Expenditures

Priority Need: Housing
Performance Indicator: Housing Units
Quantitative Accomplishments: Goal: 35 This Year: 23 Cumulative: 23 Ratio: 65.7%
Net Expenditures: Budgeted: \$180,000.00 This Year: \$169,464.00 Cumulative: \$169,464.00 Ratio: 94.1%

Annual Narrative:

Fiscal year 2023-2024 AVPH completed minor home repairs on twenty-three (23) housing units. During this fiscal year forty (40) potential clients were denied services due to not meeting the eligible criteria. During this fiscal year, the Handyworker program has provided repairs to stabilize safety in the home by installing grab bars, smoke detectors and carbon monoxide detectors. Interest in the Handyworker program has increased during the middle of the fiscal year which has created a steady flow of inventory moving into the next fiscal year.

Direct Benefit (Race/Ethnicity):

<u>Race/Ethnicity</u>	<u>Owners</u>	<u>Renters</u>
Black/African American - Non-Hispanic	5	0
Other Race - Hispanic	4	0
White - Hispanic	2	0
White - Non-Hispanic	12	0
Total	23	0

Direct Benefit (Income):

<u>Income Level</u>	<u>Owners</u>	<u>Renters</u>
Extremely Low	14	0
Low	7	0
Moderate	2	0
Total	23	0

Housing Detail:

<u>Street Address</u>	<u>City</u>	<u>State</u>	<u>Zip</u>	<u>Rent/Own</u>	<u>Income Level</u>	<u>Expenditures</u>
3708 E Ave V.	Palmdale	CA	93550	Owners	Low	\$1,567
8245 W Ave E-4	Lancaster	CA	93536	Owners	Extremely Low	\$1,382

2023-2024 CAPER CDBG Activity Listing

(Activities Included in Analysis)

48303 20th St W 20	Lancaster	CA	93534	Owners	Moderate	\$1,314
48303 20th St. W 115	Lancaster	CA	93534	Owners	Extremely Low	\$811
16255 Stagecoach Ave	Palmdale	CA	93591	Owners	Extremely Low	\$2,017
48303 20th St. W 97	Lancaster	CA	93534	Owners	Extremely Low	\$1,079
36735 106th St	Littlerock	CA	93543	Owners	Extremely Low	\$1,956
48303 20th St. W 106	Lancaster	CA	93534	Owners	Extremely Low	\$1,127
25042 W Ave C-4	Lancaster	CA	93536	Owners	Low	\$2,006
39830 174th St	Palmdale	CA	93591	Owners	Low	\$1,674
48303 20th St. W 65	Lancaster	CA	93534	Owners	Extremely Low	\$830
42545 47th St W	Lancaster	CA	93536	Owners	Extremely Low	\$1,731
16215 E Chuka Ave	Palmdale	CA	93591	Owners	Extremely Low	\$1,895
43412 51st St	Lancaster	CA	93536	Owners	Low	\$2,668
38604 154th St	Palmdale	CA	93591	Owners	Extremely Low	\$2,707
14753 Lakemont Dr	Lake Hughes	CA	93532	Owners	Low	\$1,565
39546 162nd St.	Palmdale	CA	93591	Owners	Extremely Low	\$1,409
4727 W Ave L-8	Lancaster	CA	93536	Owners	Extremely Low	\$1,313
48303 20th St. W #158	Lancaster	CA	93534	Owners	Moderate	\$676
40942 168th St	Lancaster	CA	93535	Owners	Low	\$952
48303 20th St. W 191	Lancaster	CA	93534	Owners	Extremely Low	\$1,546
48303 20th St W 92	Lancaster	CA	93534	Owners	Low	\$705
45942 247th St E	Lancaster	CA	93535	Owners	Extremely Low	\$1,818

Total Number of Housing Units Assisted : 23

Housing Data:

<u>Category</u>	<u>Homeowners</u>	<u>Renters</u>
3) Total units occupied by elderly (62 years or older):	14	0

Lead Paint Detail:

Number of housing units constructed before 1978	4
Exempt: Housing construction 1978 or later	15
Exempt: No paint disturbed	0
Otherwise exempt	4

Lead Hazard Remediation Actions:

Lead Safe Work Practices (Hard costs <= \$5,000)	4
Interim Controls or Standard Practices (Hard costs \$5,000 - \$25,000)	0
Abatement (Hard costs > \$25,000)	0

Grants/Loans:

<u>Quarter</u>	<u>Grants</u>	<u>Loans</u>
1	4	0
2	4	0
3	5	0
4	10	0
Total	23	0

Quarter: 1 Accomplishment Quantity: 4 Female-Headed Households: 4

Accomplishment Narrative:

The first quarter ended with a total of four (4) homeowners who received minor home repairs and inspections. For the next quarter there are currently three (3) potential clients. A total of two (2) applicants were denied service because they do not reside within the unincorporated area of the 5th District. During this quarter we had a transition of our Handyworker staff, but a replacement was found within the current AVPH staff. AVPH continues to promote the Handyworker program through

2023-2024 CAPER CDBG Activity Listing

(Activities Included in Analysis)

outreach events and social media postings. The Handyworker program provided repairs on windows, screens, smoke detectors, faucets, and ramps, which was crucial for clients to get in and out of the home. The repairs also resulted in cutting costs on utilities.

Quarter: 2 **Accomplishment Quantity:** 4 **Female-Headed Households:** 3

Accomplishment Narrative:

The second quarter ended with a total of four (4) homeowners who received minor home repairs and inspections. During this quarter obtaining homes has become laborious. A considerable amount of outreach has been done within the last month of the 3rd quarter in the unincorporated areas of the 5th district. A total of eight (8) applicants were denied service because they do not reside within the unincorporated area of the 5th District. The Handyworker program provided repairs on screens, smoke detectors, faucets, grab bars and rain gutters. Which was crucial for homes that have poor roof drainage. AVPH continues to promote the Handyworker program through outreach events, social media postings and posting in local areas that qualify for the program.

Quarter: 3 **Accomplishment Quantity:** 5 **Female-Headed Households:** 3

Accomplishment Narrative:

In Q3, 5 homeowners received minor home repairs and inspections. Currently, 3 clients are ready to begin repair services. 17 applicants were denied services because they do not reside within the 5th District. The Handyworker program provided repairs on screens, carbon monoxide detectors, faucets, grab bars, door locks and window repair. During this quarter a client that had a broken window allowing the outside elements into the home was very grateful to have it repaired. The repair has helped with lowering utility bill costs for them. The client stated they are, "Very satisfied with the service". Home enrollments have increased due to the challenges of cold and flu season and repairs have become difficult to complete in a timely manner. Ongoing efforts to promote the Handyworker program will continue.

Quarter: 4 **Accomplishment Quantity:** 10 **Female-Headed Households:** 8

Accomplishment Narrative:

During quarter 4, CDBG funds provided ten (10) homes with minor home repairs through AVPH's Handyworker program. Eleven (11) potential clients were denied services due to not meeting the eligible criteria. The Handyworker program provided repairs this quarter on windows, screens, smoke detectors, faucets, and ramps. AVPH continues to promote the Handyworker program through outreach events, social media postings and posting in local areas that qualify for the program.

2023-2024 CAPER CDBG Activity Listing

(Activities Included in Analysis)

Identification

Project No.: 601681-24 **Jurisdiction:** 5th District
Project Title: Handyworker Program
IDIS Number:
Operating Agency: Antelope Valley Partners for Health
Subrecipient Type: CBO
Contract Period: 7/1/2024 to 6/30/2025
Activity Code: 14A Rehabilitation: Single-Unit Residential
National Objective: LMH Low/Mod Housing
Objective: Decent Housing **Outcome:** Affordability

Project Summary

This continuing program provides for minor home repairs and addresses minor code deficiencies by offering income qualified households a grant of approximately \$2,500 to address safety and habitability needs and provide minor home repairs.

Accomplishments and Net Expenditures

Priority Need: Housing
Performance Indicator: Housing Units
Quantitative Accomplishments: Goal: 30 This Year: 0 Cumulative: 0 Ratio: 0.0%
Net Expenditures: Budgeted: \$180,000.00 This Year: \$33,001.00 Cumulative: \$33,001.00 Ratio: 18.3%

Annual Narrative:

2023-2024 CAPER CDBG Activity Listing

(Activities Included in Analysis)

Identification

Project No.: 602341-21 **Jurisdiction:** 5th District
Project Title: The Emerald Project: Antelope Valley Offsite Housing Improvements
IDIS Number: 11993
Operating Agency: LA Family Housing
Subrecipient Type: CBO
Contract Period: 12/23/2021 to 6/30/2025
Activity Code: 03C Homeless Facilities (Not Operating Costs)
National Objective: LMC Low/Mod Limited Clientele
Objective: Suitable Living Environment **Outcome:** Availability/Accessibility

Project Summary

This new project provides for offsite housing improvements that will serve low- to moderate income individuals and families overcoming homelessness in the City of Lancaster.

Accomplishments and Net Expenditures

Priority Need: Homelessness
Performance Indicator: Public Facilities
Quantitative Accomplishments: Goal: 1 This Year: 0 Cumulative: 0 Ratio: 0.0%
Net Expenditures: Budgeted: \$1,000,000.00 This Year: \$588,722.00 Cumulative: \$999,999.00 Ratio: 100.0%

Annual Narrative:

United Building Company (UBC) began construction on 01/31/2024. Community Block Grant began utilization in July 2022.

Construction is at 100% complete as of 6/30/2024.

Certificate of Occupancy received 05/16/2024.

Project is in process of leasing up.

Quarter: 1 **Accomplishment Quantity:** 0

Accomplishment Narrative:

Construction is at 94% completion as of 9/30/23.

The General Contractor (GC) anticipates a TCO date of 2/16/2024.

Quarter: 2 **Accomplishment Quantity:** 0

Accomplishment Narrative:

Construction is at 98% completion as of 12/31/23.

United Building Company (GC) expects a TCO date of 02/16/24.

Quarter: 3 **Accomplishment Quantity:** 0

Accomplishment Narrative:

Construction is at 99.6% completion as of 2/29/24.

United Building Company (GC) expects a TCO date of 05/03/2024.

Quarter: 4 **Accomplishment Quantity:** 0

2023-2024 CAPER CDBG Activity Listing

(Activities Included in Analysis)

Accomplishment Narrative:

United Building Company (UBC) began construction on 01/31/2024. Community Block Grant began utilization in July 2022.

Construction is at 100% complete as of 6/30/2024.

Certificate of Occupancy received 05/16/2024.

Project is in process of leasing up.

2023-2024 CAPER CDBG Activity Listing

(Activities Included in Analysis)

Identification

Project No.: 601063-23 **Jurisdiction:** 5th District
Project Title: Bright Futures Scholars Program
IDIS Number: 12308
Operating Agency: Quality of Life Center
Subrecipient Type: CBO
Contract Period: 7/1/2023 to 6/30/2024 **Quarter Completed:** 4
Activity Code: 05D Youth Services
National Objective: LMC Low/Mod Limited Clientele
Objective: Suitable Living Environment **Outcome:** Availability/Accessibility

Project Summary

This continuing program provides after-school mentoring services in academic and personal development for junior high and high school students, primarily from schools in the Altadena area.

Accomplishments and Net Expenditures

Priority Need: CD - Youth Programs
Performance Indicator: People (General)
Quantitative Accomplishments: Goal: 62 This Year: 65 Cumulative: 65 Ratio: 104.8%
Net Expenditures: Budgeted: \$60,000.00 This Year: \$59,888.00 Cumulative: \$59,888.00 Ratio: 99.8%

Annual Narrative:

The Quality of Life Center, Inc. (QOLC) had another very successful year serving our clients, including the scholars/students, their parents, guardians, our mentors, volunteers, college student workers, and dedicated staff. The Bright Futures Scholars Program Leadership Development Program continued to be the headliner of our organization and the most successful in serving the community. All graduating seniors were able to enroll in institutions of higher learning by implementing many of the skills they learned from our mentors, workers, and program volunteers. The Quality of Life Center, Inc. and the Bright Futures Scholars Program in particular, was formed to target low income, high achieving (3.0+ GPA) students completing high school against insurmountable odds. These students earned the opportunity to quest for success and have benefited from our programs through mentoring, tutoring, financial and other S.T.E.M. programs, housing and health fairs, as well as opportunities to receive scholarships.

We are proud of the work we've done and the young lives we touched over the years. However, it is with great sorrow that we have decided to close the Center. We want to thank the County of Los Angeles and CDBG for their unwavering support down through the years. We believe your help and investment made a huge impact in future generations.

Direct Benefit (Race/Ethnicity):

<u>Race/Ethnicity</u>	<u>Numbers Assisted</u>
American Indian/Alaskan Native - Hispanic	1
American Indian/Alaskan Native - Non-Hispanic	1
Asian - Non-Hispanic	3
Asian and White - Non-Hispanic	2
Black/African American & White - Non-Hispanic	3
Black/African American - Hispanic	1
Black/African American - Non-Hispanic	19
Other Race - Hispanic	15
White - Hispanic	10
White - Non-Hispanic	10
Total	65

2023-2024 CAPER CDBG Activity Listing

(Activities Included in Analysis)

Direct Benefit (Income):

<u>Income Level</u>	<u>Numbers Assisted</u>
Above Moderate	14
Extremely Low	24
Low	18
Moderate	9
Total	65

Quarter: 1 **Accomplishment Quantity:** 0

Accomplishment Narrative:

Quality of Life Center, Inc. sent out notifications to over 3500 qualified PUSD school students. The staff has been busy making preparations for another large enrollment class. This required contacting the School Board; preparing enrollment packets; informing and committing this year’s mentors; and scheduling the calendar of activities for the 2023-24 school term. In addition, the Quality of Life Center, Inc. continued our virtual meeting curriculum in the unincorporated areas of Pasadena, Altadena, and other nearby areas of Los Angeles County for the Fiscal Year of 2023-2024. We are still emphasizing health education during these trying times dealing with COVID-19. The purpose of the health education emphasis is to promote physical fitness, non-smoking, safe sex education, and good nutrition for our at-risk youth and families in our urban diverse communities. The Bright Futures Scholars youth and staff also participated in various speaking engagements and community board meetings.

Quarter: 2 **Accomplishment Quantity:** 65

Accomplishment Narrative:

In the second quarter of the program year (FY23-24), our Scholars continued to develop their public speaking skills and are scheduled to speak at the Altadena Chamber of Commerce in the next quarter.

The Agency continued to hold ongoing virtual mandatory meetings with the Bright Futures Scholars and mentored them on leadership development, public speaking, social skills and S.T.E.M. development. Program mentors include: United States Congresswoman Judy Chu, State Senator Anthony Portantino, State Assemblymember Chris Holden, Retired Los Angeles County Supervisor Michael D. Antonovich, Retired Altadena Sheriff Captain Steve McLean, Retired Altadena Sheriff Captain Roosevelt Blow, Los Angeles County Supervisor Kathryn Barger and dozens more community leaders and advocates.

The Quality of Life Center Inc. continues to provide mentor services to youth in the unincorporated areas of Altadena. At least 51% of the youth are of low and moderate income. We continue to encourage S.T.E.M development at all levels as well as focusing on good health and the dangers associated with human trafficking in low income, at risk families.

Quarter: 3 **Accomplishment Quantity:** 0

Accomplishment Narrative:

QOLC continued to provide various mentoring services to youth in the unincorporated areas of Altadena, Pasadena, and surrounding areas of Los Angeles County, CA. At least 51 percent of the youth are from low and moderate income families. The agency continued to hold meetings virtually with the Bright Futures Scholars. Our distinguished community leaders and dignitaries who are mentors remained the same. These community leaders mentor the program’s youth giving the scholars an opportunity to learn and participate in developing, public speaking and leadership skills. Staff members are busy preparing for year-end activities while Seniors are being assisted with college preparations. The youth met to discuss the teachings of the mentors who spoke about accomplishment, success, and leadership and how these things are achieved through school and hard work. Other subjects such as behavior, honesty, responsibility, communication, and self-improvement were included in the agenda. We will continue to have a virtual graduation this year. All qualified participants will receive their certificates of completion. Also, qualifying Seniors will receive scholarships.

Quarter: 4 **Accomplishment Quantity:** 0

Accomplishment Narrative:

As of the fourth quarter, QOLC conducted its final meetings with the Scholars. The Quality of Life Center, Inc officially closed its operations in June.

2023-2024 CAPER CDBG Activity Listing

(Activities Included in Analysis)

Identification

Project No.: E96508-23 **Jurisdiction:** 5th District
Project Title: Healthcare Access for the Low Income and Uninsured
IDIS Number: 12396
Operating Agency: Samuel Dixon Family Health Center, Inc.
Subrecipient Type: CBO
Contract Period: 7/1/2023 to 6/30/2024 **Quarter Completed:** 4
Activity Code: 05M Health Services
National Objective: LMC Low/Mod Limited Clientele
Objective: Suitable Living Environment **Outcome:** Availability/Accessibility

Project Summary

This continuing program provides primary medical services, immunization, quality outpatient care, pediatrics, women’s health, school physicals, family planning, laboratory services, and referral services to low- and moderate-income persons in the Unincorporated areas of the Northwest region of the Fifth Supervisorial District. Services are provided at Samuel Dixon Family Health Center located at 25115 West Avenue Stanford, Suite A104, Valencia, CA.

Accomplishments and Net Expenditures

Priority Need: CD - Public Services
Performance Indicator: People (General)
Quantitative Accomplishments: Goal: 150 This Year: 117 Cumulative: 117 Ratio: 78.0%
Net Expenditures: Budgeted: \$28,702.00 This Year: \$28,702.00 Cumulative: \$28,702.00 Ratio: 100.0%

Annual Narrative:

During FY 23-24, Samuel Dixon Family Health Center, Inc. (SDFHC) provided affordable quality health care services serving the Unincorporated areas of northwestern Los Angeles County through the Val Verde location. Many of the patients served at this site have minimal financial resources, were under-insured, or had no insurance at all. SDFHC continues to be active in this community as well as nearby communities to inform and educate individuals and families of the services offered at this location as well as utilizing the Community Development Block Grant (CDBG) funds. SDFHC provided primary medical services, immunizations, pediatrics, women's health, school physicals, family planning, laboratory services and medical referrals. CDBG funds are used to pay for personnel costs.

Direct Benefit (Race/Ethnicity):

<u>Race/Ethnicity</u>	<u>Numbers Assisted</u>
American Indian/Alaskan Native & Black/African American - Hispanic	1
American Indian/Alaskan Native & White - Hispanic	1
Asian - Non-Hispanic	3
Asian and White - Hispanic	1
Asian and White - Non-Hispanic	1
Black/African American & White - Non-Hispanic	1
Black/African American - Non-Hispanic	1
Native Hawaiian/Other Pacific Islander - Non Hispanic	1
Other Race - Hispanic	53
Other Race - Non-Hispanic	2
White - Hispanic	29
White - Non-Hispanic	23

2023-2024 CAPER CDBG Activity Listing

(Activities Included in Analysis)

Total	117
Direct Benefit (Income):	
<u>Income Level</u>	<u>Numbers Assisted</u>
Extremely Low	78
Low	30
Moderate	9
Total	117

Quarter: 1 **Accomplishment Quantity:** 12

Accomplishment Narrative:

During Quarter 1, 12 individuals received services at this location. Reporting totals do not accurately reflect the total. Typical services provided to these individuals ranged from treatment of illness and injury, chronic disease management, family planning, women’s health, immunizations, lab screenings, diagnostics, health education, physical examinations, and referral services. Individuals who received health care services were at no more than 200% of the Federal Poverty Level with most under 100% of the Federal Poverty Level.

Quarter: 2 **Accomplishment Quantity:** 28

Accomplishment Narrative:

During Quarter 2, 28 individuals received services at this location. Reporting totals do not accurately reflect the total. Typical services provided to these individuals ranged from treatment of illness and injury, chronic disease management, family planning, women’s health, immunizations, lab screenings, diagnostics, health education, physical examinations, and referral services. Individuals who received health care services were at no more than 200% of the Federal Poverty Level with most under 100% of the Federal Poverty Level.

Quarter: 3 **Accomplishment Quantity:** 45

Accomplishment Narrative:

During Quarter 3, 88 individuals received services at this location. Reporting totals do not accurately reflect the total. Typical services provided to these individuals ranged from treatment of illness and injury, chronic disease management, family planning, women’s health, immunizations, lab screenings, diagnostics, health education, physical examinations, and referral services. Individuals who received health care services were at no more than 200% of the Federal Poverty Level with most under 100% of the Federal Poverty Level.

Quarter: 4 **Accomplishment Quantity:** 32

Accomplishment Narrative:

During Quarter 4. Reporting totals do not accurately reflect the total. Typical services provided to these individuals ranged from treatment of illness and injury, chronic disease management, family planning, women’s health, immunizations, lab screenings, diagnostics, health education, physical examinations, and referral services. Individuals who received health care services were at no more than 200% of the Federal Poverty Level with most under 100% of the Federal Poverty Level.

2023-2024 CAPER CDBG Activity Listing

(Activities Included in Analysis)

Identification

Project No.: E96508-24 **Jurisdiction:** 5th District
Project Title: Healthcare Access for the Low Income and Uninsured
IDIS Number:
Operating Agency: Samuel Dixon Family Health Center, Inc.
Subrecipient Type: CBO
Contract Period: 7/1/2024 to 6/30/2025
Activity Code: 05M Health Services
National Objective: LMC Low/Mod Limited Clientele
Objective: Suitable Living Environment **Outcome:** Availability/Accessibility

Project Summary

This continuing program provides primary medical services, immunization, quality outpatient care, pediatrics, women's health, school physicals, family planning, laboratory services, and referral services to low- and moderate-income persons in the Unincorporated areas of the Northwest region of the Fifth Supervisorial District.

Accomplishments and Net Expenditures

Priority Need: CD - Public Services
Performance Indicator: People (General)
Quantitative Accomplishments: Goal: 150 This Year: 0 Cumulative: 0 Ratio: 0.0%
Net Expenditures: Budgeted: \$28,702.00 This Year: \$0.00 Cumulative: \$0.00 Ratio: 0.0%

Annual Narrative:

2023-2024 CAPER CDBG Activity Listing

(Activities Included in Analysis)

Identification

Project No.: 602345-21 **Jurisdiction:** 5th District
Project Title: COVID-19 Boys and Girls Club Programming
IDIS Number: 11958
Operating Agency: Santa Clarita Valley Boys and Girls Club
Subrecipient Type: CBO
Contract Period: 9/7/2021 to 6/30/2024 **Quarter Completed:** 4
Activity Code: 05D Youth Services
National Objective: LMC Low/Mod Limited Clientele
Objective: Suitable Living Environment **Outcome:** Availability/Accessibility

Project Summary

This new activity provides funding for programs at the Santa Clarita Valley Boys and Girls Club for income-qualified students (aged 7-17) that attend local public schools or are continuing distance learning due to COVID-19. COVID-19 safe programming includes self-esteem development, educational programs, homework assistance, healthy snacks, computer access, youth sports, mentoring, social recreation, and arts & crafts.

Accomplishments and Net Expenditures

Priority Need: CD - Youth Programs
Performance Indicator: People (General)
Quantitative Accomplishments: Goal: 50 This Year: 29 Cumulative: 33 Ratio: 66.0%
Net Expenditures: Budgeted: \$250,000.00 This Year: \$17,041.00 Cumulative: \$249,999.00 Ratio: 100.0%

Annual Narrative:

For program year, total of 71 students were provided with educational and emotional programs, homework assistance, healthy snacks, computer access, youth sports, and arts & crafts activities the clubhouse in Castaic. No leverage funds for this project.

Direct Benefit (Race/Ethnicity):

<u>Race/Ethnicity</u>	<u>Numbers Assisted</u>
Asian - Non-Hispanic	2
Black/African American - Non-Hispanic	4
Other Race - Hispanic	14
Other Race - Non-Hispanic	2
White - Hispanic	1
White - Non-Hispanic	6
Total	29

Direct Benefit (Income):

<u>Income Level</u>	<u>Numbers Assisted</u>
Above Moderate	12
Extremely Low	4
Low	4
Moderate	9
Total	29

Quarter: 1 **Accomplishment Quantity:** 0

Accomplishment Narrative:

2023-2024 CAPER CDBG Activity Listing

(Activities Included in Analysis)

During the first quarter, BGCSCV programming resumed in August due to construction at school site. BGCSCV program assisted youth participants in homework, leadership programs, sports and recreation activities, and art activities, along with a healthy snack each day. The BGCSCV programming is offered afterschool - 7:00pm on school days. For Q1 BGCSCV served 40 unduplicated youths, for a total of 40 unduplicated youths year-to-date. Participant info will be entered into the Public Service panel in the second quarter as we missed the deadline for Q1 client submission.

Quarter: 2 **Accomplishment Quantity:** 27

Accomplishment Narrative:

During the second quarter, 27 students were provided with educational programs, homework assistance, healthy snacks, computer access, youth sports, and arts & crafts activities.

Quarter: 3 **Accomplishment Quantity:** 0

Accomplishment Narrative:

During the third quarter, 43 students were provided with educational programs, homework assistance, healthy snacks, computer access, youth sports, and arts & crafts activities.

Quarter: 4 **Accomplishment Quantity:** 2

Accomplishment Narrative:

During the fourth quarter, 44 students were provided with educational and emotional programs, homework assistance, healthy snacks, computer access, youth sports, and arts & crafts activities.

2023-2024 CAPER CDBG Activity Listing

(Activities Included in Analysis)

Identification

Project No.: 602437-21 **Jurisdiction:** 5th District
Project Title: Santa Clarita Valley Boys & Girls Club Facility Improvements
IDIS Number: 11981
Operating Agency: Santa Clarita Valley Boys and Girls Club
Subrecipient Type: CBO
Contract Period: 12/3/2021 to 6/30/2024 **Quarter Completed:** 4
Activity Code: 03D Youth Centers/Facilities
National Objective: LMC Low/Mod Limited Clientele
Objective: Suitable Living Environment **Outcome:** Availability/Accessibility

Project Summary

This new project provides for the rehabilitation of Santa Clarita Valley Boys & Girls Club facilities of four modular classrooms provided by Castaic Union School District at Castaic Middle School. Refurbishments inside each modular include new carpeting, new light fixtures, door repairs, interior painting, and security bars on the windows. Exterior refurbishments include minor paneling repairs, exterior painting, and signage. Additional improvements include a pedestrian gate for controlled entry and exit by clients and the lighting of a walkway from the facility to the front of the school.

Accomplishments and Net Expenditures

Priority Need: CD - Youth Programs
Performance Indicator: Public Facilities
Quantitative Accomplishments: Goal: 1 This Year: 1 Cumulative: 1 Ratio: 100.0%
Net Expenditures: Budgeted: \$250,000.00 This Year: \$8,609.00 Cumulative: \$82,128.00 Ratio: 32.9%

Annual Narrative:

For the program year, there was no additional rehabilitation completed due to school session and on campus remodeling at the beginning of the school year. This project had previously reported completed work and final Funding Request is due to be submitted to close out the project. No leverage funds for this project.

Direct Benefit (Income):

<u>Income Level</u>	<u>Numbers Assisted</u>
Above Moderate	38
Extremely Low	32
Low	25
Moderate	33
Total	128

Quarter: 1 **Accomplishment Quantity:** 0

Accomplishment Narrative:

During this first quarter, there was no work or rehabilitation completed due to the ongoing school session. Remaining improvements to begin and complete thereafter the start of the 2nd quarter when the school schedule provides for more opportunity to complete them.

Quarter: 2 **Accomplishment Quantity:** 0

Accomplishment Narrative:

During the second quarter, there was no work or rehabilitation completed due to the ongoing school session. Improvements to begin and complete thereafter the start of the 3rd quarter when the school schedule provides for more opportunity to complete them.

2023-2024 CAPER CDBG Activity Listing

(Activities Included in Analysis)

Quarter: 3 **Accomplishment Quantity:** 0

Accomplishment Narrative:

During the third quarter, there was no work or rehabilitation completed due to the ongoing school session. Improvements to begin and complete thereafter the start of the 4th quarter when the school schedule provides for more opportunity to complete them.

Quarter: 4 **Accomplishment Quantity:** 1

Accomplishment Narrative:

During the fourth quarter, there was no work or rehabilitation completed due to the ongoing school session. Improvements to begin when the school schedule provides for more opportunity to complete them.

2023-2024 CAPER CDBG Activity Listing

(Activities Included in Analysis)

Identification

Project No.: L96509-23 **Jurisdiction:** 5th District
Project Title: Handyworker Program
IDIS Number: 12432
Operating Agency: Santa Clarita Valley Committee on Aging Corp.
Subrecipient Type: CBO
Contract Period: 7/1/2023 to 6/30/2024 **Quarter Completed:** 4
Activity Code: 14A Rehabilitation: Single-Unit Residential
National Objective: LMH Low/Mod Housing
Objective: Decent Housing **Outcome:** Affordability

Project Summary

This continuing handyworker project provides grants, not to exceed \$5,000, to income-qualified homeowners for minor home repairs and rehabilitation services to , upgrade the condition of their homes, including mobile homes that are considered part of the County’s permanent housing stock. This program will also contribute to the overall revitalization and stability of the targeted neighborhoods.

Accomplishments and Net Expenditures

Priority Need: Housing
Performance Indicator: Housing Units
Quantitative Accomplishments: Goal: 12 This Year: 11 Cumulative: 11 Ratio: 91.7%
Net Expenditures: Budgeted: \$75,000.00 This Year: \$61,310.00 Cumulative: \$61,310.00 Ratio: 81.7%

Annual Narrative:

During FY 23-24 the following repairs were completed, water heaters, restrooms, doors, flooring, siding, plumbing, swamp cooler, windows, roof repair, faucets, grab bars, ceilings, and light fixtures.

Direct Benefit (Race/Ethnicity):

<u>Race/Ethnicity</u>	<u>Owners</u>	<u>Renters</u>
Other Race - Non-Hispanic	1	0
White - Non-Hispanic	10	0
Total	11	0

Direct Benefit (Income):

<u>Income Level</u>	<u>Owners</u>	<u>Renters</u>
Extremely Low	2	0
Low	7	0
Moderate	2	0
Total	11	0

Housing Detail:

<u>Street Address</u>	<u>City</u>	<u>State</u>	<u>Zip</u>	<u>Rent/Own</u>	<u>Income Level</u>	<u>Expenditures</u>
30000 Sand Canyon Road #39	Canyon Country	CA	91387	Owners	Extremely Low	\$4,799
27820 Wakefield Rd	Castaic	CA	91384	Owners	Low	\$1,874
31661 Hipshot Dr.	Castaic	CA	91384	Owners	Extremely Low	\$3,179
30000 Sand Canyon Rd Sp 120	Canyon Country	CA	91387	Owners	Moderate	\$4,203
29021 Bouquet Canyon Road 284	Santa Clarita	CA	91390	Owners	Low	\$2,527

2023-2024 CAPER CDBG Activity Listing

(Activities Included in Analysis)

16408 Sierra Highway Sp 5	Canyon Country	CA	91351	Owners	Low	\$3,850
33105 Santiago Rd Sp #149	Acton	CA	93510	Owners	Low	\$2,089
25252 Sagecrest Circle	Stevenson Ranch	CA	91381	Owners	Low	\$751
11864 Darling Road	Agua Dulce	CA	91390	Owners	Low	\$1,997
30000 Sand Canyon Rd Sp #48	Canyon Country	CA	91387	Owners	Low	\$4,896
29140 Rangewood Rd	Castaic	CA	91384	Owners	Moderate	\$1,774

Total Number of Housing Units Assisted : 11

Housing Data:

<u>Category</u>	<u>Homeowners</u>	<u>Renters</u>
3) Total units occupied by elderly (62 years or older):	10	0

Lead Paint Detail:

Number of housing units constructed before 1978	1
Exempt: Housing construction 1978 or later	5
Exempt: No paint disturbed	0
Otherwise exempt	5

Lead Hazard Remediation Actions:

Lead Safe Work Practices (Hard costs <= \$5,000)	0
Interim Controls or Standard Practices (Hard costs \$5,000 - \$25,000)	1
Abatement (Hard costs > \$25,000)	0

Grants/Loans:

<u>Quarter</u>	<u>Grants</u>	<u>Loans</u>
1	1	0
2	2	0
3	3	0
4	5	0
Total	11	0

Quarter: 1 Accomplishment Quantity: 1

Accomplishment Narrative:

During Quarter 1, one participant's home was rehabilitated. The work included the repair/installation of grab bars, rescreened windows, rotted wood, shower door and shower unit/shower controls.

Quarter: 2 Accomplishment Quantity: 2

Accomplishment Narrative:

During Quarter 2, two (2) homeowners received the following repairs to their prospective properties: installation of rails, rescreening, ramps, security locks, electrical roof tiles, and flooring.

Quarter: 3 Accomplishment Quantity: 3 Female-Headed Households: 3

Accomplishment Narrative:

During Quarter 3, three participant's homes received various repairs. Repairs consisted of installation of flooring, doors, toilets, ceilings, porches, steps, smoke and carbon monoxide detectors, shower doors, controls, grab bars and leak repairs.

Quarter: 4 Accomplishment Quantity: 5 Female-Headed Households: 4

Accomplishment Narrative:

During Quarter 4 five homes were rehabilitated.

2023-2024 CAPER CDBG Activity Listing

(Activities Included in Analysis)

Identification

Project No.: L96509-24 **Jurisdiction:** 5th District
Project Title: Handyworker Program
IDIS Number:
Operating Agency: Santa Clarita Valley Committee on Aging Corp.
Subrecipient Type: CBO
Contract Period: 7/1/2024 to 6/30/2025
Activity Code: 14A Rehabilitation: Single-Unit Residential
National Objective: LMH Low/Mod Housing
Objective: Decent Housing **Outcome:** Affordability

Project Summary

This continuing handyworker project provides grants, not to exceed \$5,000, to income-qualified homeowners for minor home repairs and rehabilitation services to, upgrade the condition of their homes, including mobile homes that are considered part of the County's permanent housing stock.

Accomplishments and Net Expenditures

Priority Need: Housing
Performance Indicator: Housing Units
Quantitative Accomplishments: Goal: 12 This Year: 0 Cumulative: 0 Ratio: 0.0%
Net Expenditures: Budgeted: \$75,000.00 This Year: \$2,842.00 Cumulative: \$2,842.00 Ratio: 3.8%

Annual Narrative:

2023-2024 CAPER CDBG Activity Listing
(Activities Included in Analysis)

Agoura Hills

2023-2024 CAPER CDBG Activity Listing

(Activities Included in Analysis)

Identification

Project No.: 602577-22 **Jurisdiction:** Agoura Hills
Project Title: Chumash Park ADA Improvements
IDIS Number: 12273
Operating Agency: City of Agoura Hills
Subrecipient Type: Participating City
Contract Period: 4/25/2023 to 6/30/2025
Activity Code: 03F Parks, Recreational Facilities
National Objective: LMC Low/Mod Limited Clientele
Objective: Suitable Living Environment **Outcome:** Availability/Accessibility

Project Summary

This new project will remove architectural and material barriers to provide clear paths of travel and accessibility throughout Chumash Park restroom and playground areas.

Accomplishments and Net Expenditures

Priority Need: Special Needs/Non-Homeless
Performance Indicator: Public Facilities
Quantitative Accomplishments: Goal: 1 This Year: 0 Cumulative: 0 Ratio: 0.0%
Net Expenditures: Budgeted: \$277,817.00 This Year: \$2,878.00 Cumulative: \$2,878.00 Ratio: 1.0%

Annual Narrative:

The second bid request process closed on June 25, 2024, and the City received three full bid packages. The contract will be awarded to the lowest bidder - CERCO Engineering, at the July 10, 2024, City Council Meeting. Construction for the Chumash Park site is estimated to start in August 2024. The City is estimating a construction completion time by the end of October or early November 2024.

Quarter: 1 **Accomplishment Quantity:** 0

Accomplishment Narrative:

The City of Agoura Hills continues working with LACDA on updates as we hold monthly meetings to discuss the progress of the project. Agoura Hills will not be able to meet the necessary draw down of \$104,000 by December 31, 2023. The project will consist of three (3) phases. Phases one and two are removing the ADA barriers from the path of travel to the playground surrounding the new restroom building. The prefab building is being developed and takes seven to eight months to complete. In anticipation of the upcoming storms, the city must delay construction. If the city goes out to bid too prematurely, the contractor will only hold their bid amount for 30 days and then rendering it null and void.

Quarter: 2 **Accomplishment Quantity:** 0

Accomplishment Narrative:

Construction plans have been completed and have been sent in for review along with a new timeline schedule, NIB package explaining scope of services that will be required. Our CDBG liaison is in receipt of these documents.

The city's consultant is in the process of finalizing the NIB package so we can submit to CDBG for a formal review and approval.

Quarter: 3 **Accomplishment Quantity:** 0

Accomplishment Narrative:

The NIB package was submitted to CDBG for formal review on February 7, 2024, and received approval on February 20, 2024. The NIB package was Public Noticed on March 8 & March 15 requesting bids and the bidding process closed on April 9, 2024. A mandatory pre-bidders meeting was held March 19, 2024. The City is in the process of reviewing bids that were submitted so Monday, September 30, 2024

2023-2024 CAPER CDBG Activity Listing

(Activities Included in Analysis)

we can determine proper eligibility.

Quarter: 4 **Accomplishment Quantity:** 0

Accomplishment Narrative:

The Notice of Inviting Bids package was public noticed on March 8th and March 15th requesting bids and the bidding process closed on April 9, 2024. Only one bid was received and deemed non-responsive for two reasons. They didn't submit a bid bond package and the overall federal procurement guidelines require a minimum of two bids. The City went back out to bid a second time and was public noticed on May 24th and May 31st. The bidding process closing on June 25, 2024. The second mandatory pre-bidders meeting was held June 4, 2024. The second bid request process closed on June 25, 2024, and the City received three full bid packages. The contract will be awarded to the lowest bidder - CERCO Engineering, at the July 10, 2024, city council meeting.

2023-2024 CAPER CDBG Activity Listing

(Activities Included in Analysis)

Identification

Project No.: 601821-23 **Jurisdiction:** Agoura Hills
Project Title: Senior Social Services Program
IDIS Number: 12326
Operating Agency: City of Agoura Hills
Subrecipient Type: Participating City
Contract Period: 7/1/2023 to 6/30/2024 **Quarter Completed:** 4
Activity Code: 05A Senior Services
National Objective: LMC Low/Mod Limited Clientele
Objective: Suitable Living Environment **Outcome:** Availability/Accessibility

Project Summary

This continuing program allows the City's Community Services Department to provide senior social service programs through Senior Concern Advocates to assist elderly persons with a variety of topics including Medicare, Social Security, housing, and insurance. It also provides support groups for care-giving spouses, case management programs that provide counseling assistance for senior caregivers, and legal and financial services.

Accomplishments and Net Expenditures

Priority Need: CD - Senior Programs
Performance Indicator: People (General)
Quantitative Accomplishments: Goal: 25 This Year: 11 Cumulative: 11 Ratio: 44.0%
Net Expenditures: Budgeted: \$10,000.00 This Year: \$9,167.00 Cumulative: \$9,167.00 Ratio: 91.7%

Annual Narrative:

As we close out FY2023-24, participation has been steady throughout this past year. As you have reviewed from past narratives our residents are steadier than the previous COVID years and the numbers reflect basically the same people taking multiple classes.

Direct Benefit (Race/Ethnicity):

<u>Race/Ethnicity</u>	<u>Numbers Assisted</u>
White - Non-Hispanic	11
Total	11

Direct Benefit (Income):

<u>Income Level</u>	<u>Numbers Assisted</u>
Moderate	11
Total	11

Quarter: 1 **Accomplishment Quantity:** 0

Accomplishment Narrative:

The Senior Social classes were offered in Q1 of FY23-24, and we continue to have solid class participation with the bulk of our attendees from outside our city. Senior Advocacy had the same 9 city residents each month. Caregiver Support held four classes a month and averaged 7 to 11 attendees from outside the city for each class. Lecture held one class and 19 attendees, 5 were city resident. City was unable to enter accomplishments in the public service panel prior to closing, they will be entered during Quarter 2.

Quarter: 2 **Accomplishment Quantity:** 7

Accomplishment Narrative:

2023-2024 CAPER CDBG Activity Listing

(Activities Included in Analysis)

The Senior Social classes were offered in Q2 of FY23-24, and we continued to have solid class participation with the bulk of our attendees from outside our city. Only have numbers for October and November. December participation data will not arrive until after the public service panel portal closes. Senior Advocacy had seven (7) total - same three (3) city residents each month with four (4) new residents. Caregiver Support held four (4) classes a month and averaged seven (7) to 11 attendees from outside the city for each class.

Quarter: 3 **Accomplishment Quantity:** 0

Accomplishment Narrative:

The Senior Social classes were offered in Q3 of FY 23-24, and we continued to have solid class participation with the bulk of our attendees from outside our city. Numbers include December 23, January – February 24. March participation data will not arrive until after the public service portal closes. Senior Advocacy had five (5) total same three (3) city residents each month with two (2) new residents. Caregiver Support held four (4) classes a month and averaged five (5) to eleven (11) attendees = 1 resident and the rest from outside the city for each class.

Quarter: 4 **Accomplishment Quantity:** 4

Accomplishment Narrative:

The Senior Social classes were offered in Quarter 4 of FY 23-24, and we continued to have solid class participation with the bulk of our attendees from outside our city. Numbers include March 2024 – June 2024. March participation data came after the service portal closed in Quarter 3. Senior Advocacy had six (6) total city residents. Caregiver Support held four (4) classes and averaged four (4) to eight (8) attendees, two (2) residents and the rest were from outside the city for each class. Senior Advocacy had eight (8) total same three (3) city residents each month with one (1) new resident. Caregiver Support held four (4) classes a month and averaged six (6) to ten (10) attendees, one (1) resident and the rest from outside the city for each class.

2023-2024 CAPER CDBG Activity Listing

(Activities Included in Analysis)

Identification

Project No.: 601821-24 **Jurisdiction:** Agoura Hills
Project Title: Senior Social Services Program
IDIS Number:
Operating Agency: City of Agoura Hills
Subrecipient Type: Participating City
Contract Period: 7/1/2024 to 6/30/2025
Activity Code: 05A Senior Services
National Objective: LMC Low/Mod Limited Clientele
Objective: Suitable Living Environment **Outcome:** Availability/Accessibility

Project Summary

This continuing project provides senior social service programs through Senior Concern Advocates to elderly persons with a variety of topics including Medicare, Social Security, housing, and insurance. It also provides support groups for care-giving spouses, programs that provide counseling assistance for senior caregivers, and legal and financial services.

Accomplishments and Net Expenditures

Priority Need: CD - Senior Programs
Performance Indicator: People (General)
Quantitative Accomplishments: Goal: 25 This Year: 0 Cumulative: 0 Ratio: 0.0%
Net Expenditures: Budgeted: \$9,650.00 This Year: \$0.00 Cumulative: \$0.00 Ratio: 0.0%

Annual Narrative:

2023-2024 CAPER CDBG Activity Listing
(Activities Included in Analysis)

Arcadia

2023-2024 CAPER CDBG Activity Listing

(Activities Included in Analysis)

Identification

Project No.: 600794-23 **Jurisdiction:** Arcadia
Project Title: Congregate Meals Program
IDIS Number: 12306
Operating Agency: City of Arcadia
Subrecipient Type: Participating City
Contract Period: 7/1/2023 to 6/30/2024 **Quarter Completed:** 4
Activity Code: 05A Senior Services
National Objective: LMC Low/Mod Limited Clientele
Objective: Suitable Living Environment **Outcome:** Availability/Accessibility

Project Summary

This continuing program, administered by the City of Arcadia’s Recreation Department staff, provides elderly residents, 55 years of age or older, with nutritious meals for lunch Monday through Friday at the Arcadia Recreation Center.

Accomplishments and Net Expenditures

Priority Need: CD - Senior Programs
Performance Indicator: People (General)
Quantitative Accomplishments: Goal: 368 This Year: 389 Cumulative: 389 Ratio: 105.7%
Net Expenditures: Budgeted: \$38,423.00 This Year: \$38,422.00 Cumulative: \$38,422.00 Ratio: 100.0%

Annual Narrative:

Highlights for the 2023 - 2024 fiscal year included dances from the Live Oak Dance Group, Performance by Tony DiGiovanni, celebrations for Valentine's Day, St. Patrick's Day and other holiday celebrations for seniors to enjoy. The seniors also celebrated National Sports Day, the Derby Day and World Brain Day, while eating a nutritious meal and interacting with others.

Direct Benefit (Race/Ethnicity):

<u>Race/Ethnicity</u>	<u>Numbers Assisted</u>
American Indian/Alaskan Native - Non-Hispanic	2
Asian - Hispanic	5
Asian - Non-Hispanic	293
Asian and White - Hispanic	2
Asian and White - Non-Hispanic	4
Black/African American - Non-Hispanic	2
Native Hawaiian/Other Pacific Islander - Non Hispanic	2
Other Race - Hispanic	1
Other Race - Non-Hispanic	7
White - Hispanic	15
White - Non-Hispanic	56
Total	389

Direct Benefit (Income):

<u>Income Level</u>	<u>Numbers Assisted</u>
Moderate	389
Total	389

Quarter: 1 **Accomplishment Quantity:** 158

2023-2024 CAPER CDBG Activity Listing

(Activities Included in Analysis)

Accomplishment Narrative:

During the first quarter, the Congregate Meals program operates five days a week, Monday through Friday, and meals are served to senior citizens (55+ years of age) at 11:30 a.m. at the Arcadia Community Center. This program provides the senior population with a healthy and low-cost meal to go along with social interaction with their peers. There have been 159 unduplicated seniors provided service during the first quarter of the 2023-24 fiscal year. Seniors participated in "Celebrating World Brain Day," in July. In August, a live performance was held by Tony DiGiovanni and in September, the Live Oak Dance Group performed for our senior citizens!

Quarter: 2 **Accomplishment Quantity:** 113

Accomplishment Narrative:

The congregate meals program operates five days a week, Monday through Friday, and meals are served to senior citizens (55+ years of age) at 11:30 a.m. at the Arcadia Community Center. This program provides the senior population with a healthy and low-cost meal to go along with social interaction with their peers. There have been 113 unduplicated seniors provided service during the 2nd quarter of the 2023-24 fiscal year. In October, seniors participated in the National Sports Day. Many of them wore jerseys and hats of their favorite sports teams. Derby Day took place in November and in December, a holiday celebration was held.

Quarter: 3 **Accomplishment Quantity:** 51

Accomplishment Narrative:

The Congregate Meals Program operates five days a week, Monday through Friday and meals are served to senior citizens (55+ years of age) at 11:30 a.m. at the Arcadia Community Center. This program provides the senior population with a healthy and low-cost meal to go along with social interaction with their peers.

Quarterly Highlights for Senior Meals:

January - Live Oak Dance Group

February - Valentine's Day Celebration

March - St. Patrick's Day Celebration

Quarter: 4 **Accomplishment Quantity:** 67

Accomplishment Narrative:

The meals program continues to be a focal point for seniors attending the Community Center, receiving a low cost, nutritious meal while obtaining necessary social interaction with other participants and the opportunity to learn various social, recreational, and social service offerings. In April, seniors attended the Silver Strings Performance. There was a Mother's Day Performance in May and in June the Live Oak Dance Group Dragon Boat Festival performed.

2023-2024 CAPER CDBG Activity Listing

(Activities Included in Analysis)

Identification

Project No.: 600794-24 **Jurisdiction:** Arcadia
Project Title: Congregate Meals Program
IDIS Number:
Operating Agency: City of Arcadia
Subrecipient Type: Participating City
Contract Period: 7/1/2024 to 6/30/2025
Activity Code: 05A Senior Services
National Objective: LMC Low/Mod Limited Clientele
Objective: Suitable Living Environment **Outcome:** Availability/Accessibility

Project Summary

This continuing program, administered by the City of Arcadia's Recreation Department staff, provides elderly residents, 55 years of age or older, with nutritious meals for lunch Monday through Friday at the Arcadia Recreation Center.

Accomplishments and Net Expenditures

Priority Need: CD - Senior Programs
Performance Indicator: People (General)
Quantitative Accomplishments: Goal: 368 This Year: 0 Cumulative: 0 Ratio: 0.0%
Net Expenditures: Budgeted: \$23,558.00 This Year: \$0.00 Cumulative: \$0.00 Ratio: 0.0%

Annual Narrative:

2023-2024 CAPER CDBG Activity Listing

(Activities Included in Analysis)

Identification

Project No.: D96619-23 **Jurisdiction:** Arcadia
Project Title: Information and Referral Services for Senior Citizens
IDIS Number: 12390
Operating Agency: City of Arcadia
Subrecipient Type: Participating City
Contract Period: 7/1/2023 to 6/30/2024 **Quarter Completed:** 4
Activity Code: 05A Senior Services
National Objective: LMC Low/Mod Limited Clientele
Objective: Suitable Living Environment **Outcome:** Availability/Accessibility

Project Summary

This continuing program provides elderly residents, 55 years of age or older, with essential assistance and information on services such as government benefits assistance (Medicare, social security, income tax, medical, SSI), housing, transportation, legal assistance, in-home services, health services and educational opportunities.

Accomplishments and Net Expenditures

Priority Need: CD - Senior Programs
Performance Indicator: People (General)
Quantitative Accomplishments: Goal: 850 This Year: 174 Cumulative: 174 Ratio: 20.5%
Net Expenditures: Budgeted: \$20,550.00 This Year: \$20,096.00 Cumulative: \$20,096.00 Ratio: 97.8%

Annual Narrative:

For FY23-24, senior residents, 55 years of age or older, participated in blood pressure screenings, informational clinics held by Neighborhood Legal Services, health & informational fairs, AARP Smart Driver course, hearing screenings, Memory Matters presentation by Alzheimer's Los Angeles, free Income Tax Assistance, and blood pressure screenings by USC Arcadia Hospital throughout this fiscal year. Information and Referral services continues to be added and updated on the City webpage so everyone can have direct access and information is also still available in person at the Community Center.

Direct Benefit (Race/Ethnicity):

<u>Race/Ethnicity</u>	<u>Numbers Assisted</u>
American Indian/Alaskan Native - Hispanic	1
Asian - Hispanic	2
Asian - Non-Hispanic	105
Black/African American - Non-Hispanic	2
Native Hawaiian/Other Pacific Islander - Non Hispanic	1
Other Race - Non-Hispanic	3
White - Hispanic	17
White - Non-Hispanic	43
Total	174

Direct Benefit (Income):

<u>Income Level</u>	<u>Numbers Assisted</u>
Moderate	174
Total	174

Quarter: 1 **Accomplishment Quantity:** 16

2023-2024 CAPER CDBG Activity Listing

(Activities Included in Analysis)

Accomplishment Narrative:

During the first quarter, the Information and Referral Program continued to be a strong foundation for the Arcadia Senior Services Operation and essential services offered include notary public, Medicare/Medi-Cal assistance, transportation, telephone reassurance for homebound seniors, homecare referrals, homelessness information, and Veteran's resources. In July, there was a blood pressure screening available for seniors. Neighborhood Legal Services offered assistance in August. Lastly, in September there was a health and informational fair. Served 16 unduplicated seniors.

Quarter: 2 **Accomplishment Quantity:** 102

Accomplishment Narrative:

The Information and Referral Program continues to be a strong foundation for the Arcadia Senior Services Operation and essential services offered include notary public, Medicare/Medi-Cal assistance, transportation, telephone reassurance for homebound seniors, homecare referrals, homelessness information, and Veteran's resources. A free estate planning and probate clinic was held in October by Neighborhood Legal Services of Los Angeles County (NLSLA) and in November AARP Smart Driver Course was offered to seniors. In December, Connect Hearing Screening was available to all seniors.

Quarter: 3 **Accomplishment Quantity:** 20

Accomplishment Narrative:

The Information and Referral Program continues to be a strong foundation for the Arcadia Senior Services operation. Some of the services offered include notary public, Medicare/Medi-Cal Assistance, transportation, telephone reassurance for homebound seniors, homecare referrals, homelessness information, and Veteran's resources.

Quarterly Highlights for Information and Referral Program:

January - Memory Matters Presentation by Alzheimer's Los Angeles

February - Free Income Tax Assistance by AARP

March - Blood Pressure Screening by USC Arcadia Hospital

Quarter: 4 **Accomplishment Quantity:** 36

Accomplishment Narrative:

For the fourth quarter, in April, there was a free "Estate Planning and Probate Clinic by Neighborhood Legal Services of Los Angeles County (NLSLA). In May, we held an AARP Smart Driver course and HICAP Medicare Counseling was available in June for those in attendance.

2023-2024 CAPER CDBG Activity Listing

(Activities Included in Analysis)

Identification

Project No.: D96619-24 **Jurisdiction:** Arcadia
Project Title: Information and Referral Services for Senior Citizens
IDIS Number:
Operating Agency: City of Arcadia
Subrecipient Type: Participating City
Contract Period: 7/1/2024 to 6/30/2025
Activity Code: 05A Senior Services
National Objective: LMC Low/Mod Limited Clientele
Objective: Suitable Living Environment **Outcome:** Availability/Accessibility

Project Summary

This continuing program provides elderly residents, 55 years of age or older, with essential assistance and information on services such as government benefits assistance (Medicare, social security, income tax, medical, SSI), housing, transportation, legal assistance, in-home services, health services and educational opportunities.

Accomplishments and Net Expenditures

Priority Need: CD - Senior Programs
Performance Indicator: People (General)
Quantitative Accomplishments: Goal: 850 This Year: 0 Cumulative: 0 Ratio: 0.0%
Net Expenditures: Budgeted: \$20,000.00 This Year: \$4,456.00 Cumulative: \$4,456.00 Ratio: 22.3%

Annual Narrative:

2023-2024 CAPER CDBG Activity Listing

(Activities Included in Analysis)

Identification

Project No.: D96618-23 **Jurisdiction:** Arcadia
Project Title: Rehabilitation: Single-Unit Residential
IDIS Number: 12389
Operating Agency: City of Arcadia
Subrecipient Type: Participating City
Contract Period: 7/1/2023 to 6/30/2024 **Quarter Completed:** 4
Activity Code: 14A Rehabilitation: Single-Unit Residential
National Objective: LMH Low/Mod Housing
Objective: Decent Housing **Outcome:** Affordability

Project Summary

This continuing program provides grants to income-qualified homeowners for home improvements including but not limited to correcting code violations, interior and exterior painting, roofing, siding, and the repair or replacements of items such as heating, plumbing, and electrical systems.

Accomplishments and Net Expenditures

Priority Need: Housing
Performance Indicator: Housing Units
Quantitative Accomplishments: Goal: 12 This Year: 5 Cumulative: 5 Ratio: 41.7%
Net Expenditures: Budgeted: \$303,517.00 This Year: \$143,483.00 Cumulative: \$143,483.00 Ratio: 47.3%

Annual Narrative:

During this program year, the City's Home Improvement Program provided financial assistance to 6 income-qualified homeowners in need of home repairs to their single family homes and townhomes. The approved HIP grants addressed health and safety issues, corrected building code related issues, completed energy efficiency upgrades and other general improvements as allowed under the program guidelines. Each year, the Program continues to have a significant impact in the Arcadia neighborhoods.

No leverage funding for this project.

Direct Benefit (Race/Ethnicity):

<u>Race/Ethnicity</u>	<u>Owners</u>	<u>Renters</u>
Asian - Non-Hispanic	3	0
White - Non-Hispanic	2	0
Total	5	0

Direct Benefit (Income):

<u>Income Level</u>	<u>Owners</u>	<u>Renters</u>
Extremely Low	1	0
Low	2	0
Moderate	2	0
Total	5	0

Housing Detail:

<u>Street Address</u>	<u>City</u>	<u>State</u>	<u>Zip</u>	<u>Rent/Own</u>	<u>Income Level</u>	<u>Expenditures</u>
115 Lorilyn Drive	Arcadia	CA	91006	Owners	Low	\$21,135

2023-2024 CAPER CDBG Activity Listing

(Activities Included in Analysis)

1022 W. Duarte Road 10	Arcadia	CA	91007	Owners	Extremely Low	\$15,000
807 Balboa Drive	Arcadia	CA	91007	Owners	Moderate	\$18,371
1012 S. First Avenue	Arcadia	CA	91006	Owners	Moderate	\$20,000
1641 N. Santa Anita	Arcadia	CA	91006	Owners	Low	\$20,000

Total Number of Housing Units Assisted : 5

Housing Data:

<u>Category</u>	<u>Homeowners</u>	<u>Renters</u>
3) Total units occupied by elderly (62 years or older):	5	0

Lead Paint Detail:

Number of housing units constructed before 1978	0
Exempt: Housing construction 1978 or later	0
Exempt: No paint disturbed	4
Otherwise exempt	1

Lead Hazard Remediation Actions:

Lead Safe Work Practices (Hard costs <= \$5,000)	0
Interim Controls or Standard Practices (Hard costs \$5,000 - \$25,000)	0
Abatement (Hard costs > \$25,000)	0

Grants/Loans:

<u>Quarter</u>	<u>Grants</u>	<u>Loans</u>
1	1	0
3	1	0
4	3	0
Total	5	0

Quarter: 1 Accomplishment Quantity: 1 Female-Headed Households: 1

Accomplishment Narrative:

This quarter, 1 residential rehab project was completed and 5 applications are pending final approval. The Program was advertised in the City's Hot Sheet (a monthly utility bill publication) which highlights news and events in the Community.

Quarter: 2 Accomplishment Quantity: 0

Accomplishment Narrative:

For this reporting period (second quarter), no new grants have been funded, however 8 HIP projects are pending with completion anticipated by the next quarter. This program continues to meet the needs of the community by addressing property health and safety issues and other essential home repairs for the low to moderate income homeowners in the area.

Quarter: 3 Accomplishment Quantity: 1 Female-Headed Households: 1

Accomplishment Narrative:

During this reporting period, one additional Home Improvement Program Grants was completed. The Home Improvement Program continues to provide income qualified homeowners with financial assistance in order to address code violations, health and safety issues, energy efficiency improvements and other qualified home repairs.

Quarter: 4 Accomplishment Quantity: 3 Female-Headed Households: 2

Accomplishment Narrative:

During the fourth quarter, the Home Improvement Program awarded three new repair grants to income qualified property owners in the City. The scope of repairs included replacing of roofs, energy efficiency improvements, painting, electrical and plumbing upgrades in addition to asbestos and lead abatement work.

2023-2024 CAPER CDBG Activity Listing

(Activities Included in Analysis)

Identification

Project No.: D96618-24 **Jurisdiction:** Arcadia
Project Title: Rehabilitation: Single-Unit Residential
IDIS Number:
Operating Agency: City of Arcadia
Subrecipient Type: Participating City
Contract Period: 7/1/2024 to 6/30/2025
Activity Code: 14A Rehabilitation: Single-Unit Residential
National Objective: LMH Low/Mod Housing
Objective: Decent Housing **Outcome:** Affordability

Project Summary

This continuing program provides income-qualified homeowners up to \$25,000 per single family home, \$20,000 per condo or townhouse, for home improvements including but not limited to: correction of code violations, interior\exterior painting, roofing, siding, and repair or replacement of items such as heating, plumbing, and electrical systems.

Accomplishments and Net Expenditures

Priority Need: Housing
Performance Indicator: Housing Units
Quantitative Accomplishments: Goal: 12 This Year: 0 Cumulative: 0 Ratio: 0.0%
Net Expenditures: Budgeted: \$370,056.00 This Year: \$12,637.00 Cumulative: \$12,637.00 Ratio: 3.4%

Annual Narrative:

2023-2024 CAPER CDBG Activity Listing
(Activities Included in Analysis)

Artesia

2023-2024 CAPER CDBG Activity Listing

(Activities Included in Analysis)

Identification

Project No.: 602682-24 **Jurisdiction:** Artesia
Project Title: Sidewalk and ADA Compliant Improvements
IDIS Number: 12523
Operating Agency: City of Artesia
Subrecipient Type: Participating City
Contract Period: 7/1/2024 to 6/30/2025
Activity Code: 03L Sidewalks
National Objective: LMC Low/Mod Limited Clientele
Objective: Suitable Living Environment **Outcome:** Availability/Accessibility

Project Summary

This new project provides for enhanced pedestrian safety and accessibility by addressing severe trip hazards identified in a recent assessment. The City will replace sidewalks with elevation changes over 2 ½ inches or cracked and broken panels. The primary goal is ADA compliance to provide safe paths for LMI and elderly pedestrians and those with disabilities.

Accomplishments and Net Expenditures

Priority Need: Special Needs/Non-Homeless
Performance Indicator: People (General)
Quantitative Accomplishments: Goal: 1,533 This Year: 0 Cumulative: 0 Ratio: 0.0%
Net Expenditures: Budgeted: \$90,423.00 This Year: \$0.00 Cumulative: \$0.00 Ratio: 0.0%

Annual Narrative:

2023-2024 CAPER CDBG Activity Listing
(Activities Included in Analysis)

Avalon

2023-2024 CAPER CDBG Activity Listing

(Activities Included in Analysis)

Identification

Project No.: 602291-21 **Jurisdiction:** Avalon
Project Title: Citywide ADA Sidewalk Project Phase II
IDIS Number: 11927
Operating Agency: City of Avalon
Subrecipient Type: Participating City
Contract Period: 7/16/2021 to 6/30/2025
Activity Code: 03L Sidewalks
National Objective: LMC Low/Mod Limited Clientele
Objective: Suitable Living Environment **Outcome:** Availability/Accessibility

Project Summary

This new project removes architectural and material barriers by constructing 10 ADA Ramp/Curbs to allow safe and unimpeded pedestrian travel at high utilization locations within the City of Avalon.

Accomplishments and Net Expenditures

Priority Need: Special Needs/Non-Homeless
Performance Indicator: People (General)
Quantitative Accomplishments: Goal: 122 This Year: 122 Cumulative: 122 Ratio: 100.0%
Net Expenditures: Budgeted: \$218,284.00 This Year: \$105,519.00 Cumulative: \$105,519.00 Ratio: 48.3%

Annual Narrative:

For the program year, the project completed curb ramps to remove architectural and material barriers at:

- Third Street and Catalina Avenue SE Corner
- Third Street and Catalina Avenue NE Corner
- Third Street and Descanso Avenue SW Corner
- Third Street and Descanso Avenue SE Corner
- Third Street and Clarissa Avenue SW Corner
- Third Street and Clarissa Avenue NW Corner

During the fourth quarter, staff requested labor compliance file review and worked to closeout project. No leverage funds for this project.

Quarter: 1 **Accomplishment Quantity:** 0

Accomplishment Narrative:

As of the first quarter of the program year, we prepared bid documents and adjusted project funding to \$218,264.00. The Bid Documents were sent for review and approval to LACDA CDBG CM and we received approval to advertise, and proceed with the Notice Inviting Bids to select a contractor for the project. We expect contract award and the beginning of work in the second quarter of the program year.

Quarter: 2 **Accomplishment Quantity:** 0

Accomplishment Narrative:

During the quarter, bid documents were prepared and adjusted project funding to \$218,264.00. The Bid Documents were sent for review and approval to LACDA CDBG CM, and we received approval to advertise and proceed with the Notice Inviting Bids to select a contractor for the project. We expect contract award and the beginning of work in the second quarter of the program year.

Quarter: 3 **Accomplishment Quantity:** 0

2023-2024 CAPER CDBG Activity Listing

(Activities Included in Analysis)

Accomplishment Narrative:

During the third quarter, construction was substantially completed and request for reimbursement of funds was submitted. We anticipate completing all construction and requesting labor compliance File Review in the fourth quarter in order to close-out the project.

Quarter: 4 **Accomplishment Quantity:** 122

Accomplishment Narrative:

During the fourth quarter, City staff met with CDBG's labor compliance officer to review the project closeout documents and additional submittals have been requested. City staff is in the process of making the revisions and completing the closeout. Staff will then create an invoice for the request of the retention funds, and have the project completed by the end of July.

2023-2024 CAPER CDBG Activity Listing
(Activities Included in Analysis)

Azusa

2023-2024 CAPER CDBG Activity Listing

(Activities Included in Analysis)

Identification

Project No.: D96037-23 **Jurisdiction:** Azusa
Project Title: Azusa Family Services and After School Program
IDIS Number: 12375
Operating Agency: City of Azusa
Subrecipient Type: Participating City
Contract Period: 7/1/2023 to 6/30/2024 **Quarter Completed:** 4
Activity Code: 05L Child Care Services
National Objective: LMC Low/Mod Limited Clientele
Objective: Suitable Living Environment **Outcome:** Availability/Accessibility

Project Summary

This continuing program provides comprehensive social and mental health supportive services for Azusa at-risk youth and their families. Information, referral and outreach services for mental health, substance abuse, domestic violence and homeless resources are available to participants in the Azusa Afterschool Program. Afterschool recreation programs are offered at various Azusa parks and recreation facilities.

Accomplishments and Net Expenditures

Priority Need: CD - Youth Programs
Performance Indicator: People (General)
Quantitative Accomplishments: Goal: 70 This Year: 51 Cumulative: 51 Ratio: 72.9%
Net Expenditures: Budgeted: \$500.00 This Year: \$0.00 Cumulative: \$0.00 Ratio: 0.0%

Annual Narrative:

During the program year, 51 Azusa at-risk youth and their families received comprehensive social and mental health supportive services for Azusa at-risk youth and their families. Information, referral and outreach services for mental health, substance abuse, domestic violence and homeless resources were available to participants in the Azusa Afterschool Program.

No leveraged funds were used.

Direct Benefit (Race/Ethnicity):

<u>Race/Ethnicity</u>	<u>Numbers Assisted</u>
Asian - Non-Hispanic	7
Black/African American - Non-Hispanic	1
Other Race - Non-Hispanic	1
White - Hispanic	35
White - Non-Hispanic	7
Total	51

Direct Benefit (Income):

<u>Income Level</u>	<u>Numbers Assisted</u>
Extremely Low	20
Low	28
Moderate	3
Total	51

Quarter: 1 **Accomplishment Quantity:** 8

Accomplishment Narrative:

Monday, September 30, 2024

2023-2024 CAPER CDBG Activity Listing

(Activities Included in Analysis)

In the first quarter, eight new Azusa participants received comprehensive social and mental health supportive services. Information, referral and outreach services for mental health, substance abuse, domestic violence and homeless resources were provided to both youth and their families.

Quarter: 2 **Accomplishment Quantity:** 43

Accomplishment Narrative:

In the second quarter, 43 new program participants received comprehensive social and mental health supportive services. Services also include an Afterschool Program available to Azusa youth at City parks and recreational facilities.

Quarter: 3 **Accomplishment Quantity:** 0

Accomplishment Narrative:

There was no new activity to report in the third quarter.

Quarter: 4 **Accomplishment Quantity:** 0

Accomplishment Narrative:

There was no new activity to report in the fourth quarter.

2023-2024 CAPER CDBG Activity Listing

(Activities Included in Analysis)

Identification

Project No.: 602600-23 **Jurisdiction:** Azusa
Project Title: Azusa Sidewalks and ADA Improvements Project
IDIS Number: 12353
Operating Agency: City of Azusa
Subrecipient Type: Participating City
Contract Period: 7/1/2023 to 6/30/2025
Activity Code: 03L Sidewalks
National Objective: LMC Low/Mod Limited Clientele
Objective: Suitable Living Environment **Outcome:** Availability/Accessibility

Project Summary

This new project funds the removal of material barriers to provide an accessible, unobstructed path of travel for severely disabled adults and elderly persons. 200 sq. ft. of new sidewalk, 900 sq. ft. of cross-gutters, and curb ramps with truncated domes will be installed.

Accomplishments and Net Expenditures

Priority Need: Special Needs/Non-Homeless
Performance Indicator: People (General)
Quantitative Accomplishments: Goal: 2,500 This Year: 2,500 Cumulative: 2,500 Ratio: 100.0%
Net Expenditures: Budgeted: \$140,381.00 This Year: \$110,296.00 Cumulative: \$110,296.00 Ratio: 78.6%

Annual Narrative:

Construction is complete. A Notice of Completion will be filed next quarter.

This project was extended through June 30, 2025.

Quarter: 1 **Accomplishment Quantity:** 0

Accomplishment Narrative:

Plans and specifications are being prepared. Bid Specifications are anticipated to be submitted to LACDA next quarter.

Quarter: 2 **Accomplishment Quantity:** 0

Accomplishment Narrative:

A Construction Bid Document was submitted to LACDA on November 13, 2023. LACDA approved the Construction Bid Document on November 14, 2023. A Notice Inviting Bids was released on December 5, 2023. A Bid Opening and construction contract award will occur next quarter.

Quarter: 3 **Accomplishment Quantity:** 0

Accomplishment Narrative:

A Bid Opening was held on January 10, 2024. A construction contract was awarded on February 5, 2024. Construction began on March 18, 2024. Construction is anticipated to be completed next quarter.

Quarter: 4 **Accomplishment Quantity:** 2,500

Accomplishment Narrative:

Construction is complete. A Labor Compliance File Review was conducted on June 6, 2024 and a Labor Compliance File Clearance letter was issued on June 20, 2024. A Notice of Completion will be filed next quarter.

2023-2024 CAPER CDBG Activity Listing

(Activities Included in Analysis)

Identification

Project No.: 601860-23 **Jurisdiction:** Azusa
Project Title: Code Enforcement Program
IDIS Number: 12327
Operating Agency: City of Azusa
Subrecipient Type: Participating City
Contract Period: 7/1/2023 to 6/30/2024 **Quarter Completed:** 4
Activity Code: 15 Code Enforcement
National Objective: LMA Low/Mod Area
Objective: Suitable Living Environment **Outcome:** Sustainability

Project Summary

This continuing code enforcement program aids in arresting the decline of primarily residential, low- and moderate-income areas in census tracts that have been deemed deteriorating or deteriorated in the City of Azusa. The program is operated in tandem with the City's CDBG-funded Single Family Housing Rehabilitation program and the locally funded Graffiti-Free Azusa Program.

Accomplishments and Net Expenditures

Priority Need: Housing
Performance Indicator: People (General)
Quantitative Accomplishments: Goal: 23,320 This Year: 23,320 Cumulative: 23,320 Ratio: 100.0%
Net Expenditures: Budgeted: \$142,000.00 This Year: \$142,000.00 Cumulative: \$142,000.00 Ratio: 100.0%

Annual Narrative:

For the program year, a total of 284 rental property complexes, comprising 1,454 rental housing units, were inspected. In summary, 448 complaints were processed, 135 Notice of Violation (NOV) letters were issued, and 89 properties were inspected for the Real Property Record Report (RPRR) program. 106 homeless-related contacts were made and referrals to homeless service organizations were offered (HALO- Homeless Alternatives to Living on the Streets).

In sum, 608 cases of deteriorated conditions were cited or investigated including 541 cases of illegal signs and/or misplaced shopping carts, 64 cases of illegal street vending, and 3 illegal garage conversions.

No leveraged funds were used.

Quarter: 1 **Accomplishment Quantity:** 23,320

Accomplishment Narrative:

During the first quarter, 32 rental property complexes consisting of 111 rental housing units were inspected. 76 complaints were processed and 90 complaint follow-up visits were made. 22 Notice of Violation letters were issued, and 35 properties were inspected for the Real Property Record Report (RPRR) Program.

20 homeless-related contacts were made (HALO). 81 instances of illegal signage and/or misplaced shopping carts were cited or investigated. Ten cases of illegal street vending were cited. Two stop work orders were issued. One case of a deteriorated condition was cited or investigated. The case was an illegal garage conversion.

Quarter: 2 **Accomplishment Quantity:** 0

Accomplishment Narrative:

During the second quarter, 72 rental property complexes consisting of 266 rental housing units were inspected. 84 complaints were processed and 74 complaint follow-up visits were made. 23 Notice of Violation letters were issued, and 15 properties were inspected for the Real Property Record Report (RPRR) Program.

2023-2024 CAPER CDBG Activity Listing

(Activities Included in Analysis)

22 homeless-related contacts were made (HALO). 305 instances of illegal signage and/or misplaced shopping carts were cited or investigated. Seven cases of illegal street vending were cited. One stop work order was issued. One case of a deteriorated condition was cited or investigated. The case was an illegal garage conversion.

Quarter: 3 **Accomplishment Quantity:** 0

Accomplishment Narrative:

During Q3, 126 rental property complexes consisting of 766 rental housing units were inspected. 121 complaints were processed and 40 complaint follow-up visits were made. 43 Notice of Violation letters were issued, and 18 properties were inspected for the Real Property Record Report (RPRR) Program.

33 homeless-related contacts were made (HALO). 50 instances of illegal signage and/or misplaced shopping carts were cited or investigated. 14 cases of illegal street vending were cited. One stop work order was issued. One case of a deteriorated condition was cited or investigated. The case was an illegal garage conversion.

Quarter: 4 **Accomplishment Quantity:** 0

Accomplishment Narrative:

During the fourth quarter, 54 rental property complexes consisting of 311 rental housing units were inspected. 167 complaints were processed and 34 complaint follow-up visits were made. 47 Notice of Violation letters were issued, and 21 properties were inspected for the Real Property Record Report (RPRR) Program.

31 homeless-related contacts were made (HALO). 105 instances of illegal signage and/or misplaced shopping carts were cited or investigated. 33 cases of illegal street vending were cited.

2023-2024 CAPER CDBG Activity Listing

(Activities Included in Analysis)

Identification

Project No.: 601860-24 **Jurisdiction:** Azusa
Project Title: Code Enforcement Program
IDIS Number:
Operating Agency: City of Azusa
Subrecipient Type: Participating City
Contract Period: 7/1/2024 to 6/30/2025
Activity Code: 15 Code Enforcement
National Objective: LMA Low/Mod Area
Objective: Suitable Living Environment **Outcome:** Sustainability

Project Summary

This continuing code enforcement program aids in arresting the decline of primarily residential, low- and moderate-income areas in census tracts that have been deemed deteriorating or deteriorated in Azusa. The program is operated in tandem with the City's CDBG-funded Single Family Housing Rehabilitation program and the locally funded Graffiti-Free Azusa Program.

Accomplishments and Net Expenditures

Priority Need: Housing
Performance Indicator: People (General)
Quantitative Accomplishments: Goal: 23,320 This Year: 0 Cumulative: 0 Ratio: 0.0%
Net Expenditures: Budgeted: \$139,250.00 This Year: \$0.00 Cumulative: \$0.00 Ratio: 0.0%

Annual Narrative:

2023-2024 CAPER CDBG Activity Listing

(Activities Included in Analysis)

Identification

Project No.: 602709-24 **Jurisdiction:** Azusa
Project Title: Gladstone Business Incentive Program
IDIS Number: 12526
Operating Agency: City of Azusa
Subrecipient Type: Participating City
Contract Period: 7/1/2024 to 6/30/2025
Activity Code: 18A ED Direct: Direct Financial Assistance to For Profit Business
National Objective: LMA Low/Mod Area
Objective: Creating Economic Opportunity **Outcome:** Sustainability

Project Summary

This new project will use CDBG funds to create an economic incentive to attract a business owner/operator to improve and occupy the property located at 153 E. Gladstone Street in Azusa. The economic incentive will be in the form of City permits and entitlement fee waivers.

Accomplishments and Net Expenditures

Priority Need: CD - Economic Development
Performance Indicator: Businesses

Quantitative Accomplishments:	Goal: 1	This Year: 0	Cumulative: 0	Ratio: 0.0%
Net Expenditures:	Budgeted: \$75,000.00	This Year: \$0.00	Cumulative: \$0.00	Ratio: 0.0%

Annual Narrative:

2023-2024 CAPER CDBG Activity Listing

(Activities Included in Analysis)

Identification

Project No.: D00032-23 **Jurisdiction:** Azusa
Project Title: Neighborhood Homework House
IDIS Number: 12373
Operating Agency: City of Azusa
Subrecipient Type: Participating City
Contract Period: 7/1/2023 to 6/30/2024 **Quarter Completed:** 4
Activity Code: 05Z Public Services (General)
National Objective: LMC Low/Mod Limited Clientele
Objective: Suitable Living Environment **Outcome:** Availability/Accessibility

Project Summary

This continuing project provides tutoring, enrichment activities, and motivational support to youths of low- and moderate-income households from preschool through high school age in the City of Azusa.

Accomplishments and Net Expenditures

Priority Need: CD - Youth Programs
Performance Indicator: People (General)
Quantitative Accomplishments: Goal: 200 This Year: 74 Cumulative: 74 Ratio: 37.0%
Net Expenditures: Budgeted: \$15,000.00 This Year: \$15,000.00 Cumulative: \$15,000.00 Ratio: 100.0%

Annual Narrative:

At the end of the program year, a total of 86 low and moderate-income at-risk youth received tutoring, enrichment activities, and motivational support to enhance learning and developmental skills. 68 participants were from extremely low income households, 15 were from low-income households, one participant was from a moderate-income household, and two were from above moderate income households.

No leveraged funds were used.

Direct Benefit (Race/Ethnicity):

<u>Race/Ethnicity</u>	<u>Numbers Assisted</u>
Asian - Non-Hispanic	1
Asian and White - Non-Hispanic	2
Other Race - Hispanic	70
Other Race - Non-Hispanic	1
Total	74

Direct Benefit (Income):

<u>Income Level</u>	<u>Numbers Assisted</u>
Above Moderate	2
Extremely Low	57
Low	15
Total	74

Quarter: 1 **Accomplishment Quantity:** 71

Accomplishment Narrative:

During the first quarter, Neighborhood Homework House provided 89 new clients, ages pre-schoolers to teenagers, with tutoring, enrichment activities, and motivational support. The youngest participants received school readiness skills that focus

2023-2024 CAPER CDBG Activity Listing

(Activities Included in Analysis)

on language development and social learning. Older participants received homework assistance, mentoring, and life skills education.

Quarter: 2 **Accomplishment Quantity:** 2

Accomplishment Narrative:

In the second quarter, two new participants received services.

Quarter: 3 **Accomplishment Quantity:** 0

Accomplishment Narrative:

There was no new activity to report in the third quarter. Continuing clients received services during the third quarter.

Quarter: 4 **Accomplishment Quantity:** 1

Accomplishment Narrative:

No new clients received services during the fourth quarter.

2023-2024 CAPER CDBG Activity Listing

(Activities Included in Analysis)

Identification

Project No.: D00032-24 **Jurisdiction:** Azusa
Project Title: Neighborhood Homework House
IDIS Number:
Operating Agency: City of Azusa
Subrecipient Type: Participating City
Contract Period: 7/1/2024 to 6/30/2025
Activity Code: 05Z Public Services (General)
National Objective: LMC Low/Mod Limited Clientele
Objective: Suitable Living Environment **Outcome:** Availability/Accessibility

Project Summary

This continuing project provides tutoring, enrichment activities, and motivational support to Azusa youth from low- and moderate-income households in preschool through high school age.

Accomplishments and Net Expenditures

Priority Need: CD - Youth Programs
Performance Indicator: People (General)
Quantitative Accomplishments: Goal: 200 This Year: 0 Cumulative: 0 Ratio: 0.0%
Net Expenditures: Budgeted: \$20,000.00 This Year: \$0.00 Cumulative: \$0.00 Ratio: 0.0%

Annual Narrative:

2023-2024 CAPER CDBG Activity Listing

(Activities Included in Analysis)

Identification

Project No.: D96034-23 **Jurisdiction:** Azusa
Project Title: Senior Referral and Case Management
IDIS Number: 12374
Operating Agency: City of Azusa
Subrecipient Type: Participating City
Contract Period: 7/1/2023 to 6/30/2024 **Quarter Completed:** 4
Activity Code: 05A Senior Services
National Objective: LMC Low/Mod Limited Clientele
Objective: Suitable Living Environment **Outcome:** Availability/Accessibility

Project Summary

This continuing program provides referral and case management services to elderly persons, ages 55 years and older, residing in the City of Azusa. Services include bilingual information and assistance, comprehensive assessment, and care management.

Accomplishments and Net Expenditures

Priority Need: CD - Senior Programs
Performance Indicator: People (General)
Quantitative Accomplishments: Goal: 65 This Year: 43 Cumulative: 43 Ratio: 66.2%
Net Expenditures: Budgeted: \$40,500.00 This Year: \$26,120.00 Cumulative: \$26,120.00 Ratio: 64.5%

Annual Narrative:

During the program year, a total of 43 unduplicated Azusa senior adults received care management, information and referral, and comprehensive assessment services, including limited assistance to homebound clients. Assistance included coordination among various federal, state and local agencies that serve seniors, such as the Social Security Administration (SSA), Medicare, the Area Agency on Aging, health care agencies, local food delivery services and food banks.

Due to unforeseen Public Service provider staffing changes, an unintended lapse in reporting through the LACDA online Public Service portal occurred. A total of 104 Azusa senior adults received services during the Program Year.

No leveraged funds were used.

Direct Benefit (Race/Ethnicity):

<u>Race/Ethnicity</u>	<u>Numbers Assisted</u>
Asian - Non-Hispanic	1
White - Hispanic	36
White - Non-Hispanic	6
Total	43

Direct Benefit (Income):

<u>Income Level</u>	<u>Numbers Assisted</u>
Moderate	43
Total	43

Quarter: 1 **Accomplishment Quantity:** 31

Accomplishment Narrative:

During the first quarter, 31 unduplicated Azusa senior adults received health and welfare care management, information and referral, and comprehensive assessment services, including assistance to homebound clients. Direct assistance included

2023-2024 CAPER CDBG Activity Listing

(Activities Included in Analysis)

coordination among various federal, state and local agencies that serve seniors, such as the Social Security Administration (SSA), Medicare, and the Area Agency on Aging.

Quarter: 2 **Accomplishment Quantity:** 12

Accomplishment Narrative:

In the second quarter, 12 new Azusa senior adults received care management, information and referral, and comprehensive assessment services, including assistance to homebound clients. Direct assistance included coordination among various federal, state and local agencies that serve seniors, such as the Social Security Administration (SSA), Medicare, and the Area Agency on Aging.

Quarter: 3 **Accomplishment Quantity:** 0

Accomplishment Narrative:

There was no new activity to report in the third quarter. Continuing clients received services during the third quarter.

Quarter: 4 **Accomplishment Quantity:** 0

Accomplishment Narrative:

There is no new activity to report in the fourth quarter.

2023-2024 CAPER CDBG Activity Listing

(Activities Included in Analysis)

Identification

Project No.: D96034-24 **Jurisdiction:** Azusa
Project Title: Senior Referral and Case Management
IDIS Number:
Operating Agency: City of Azusa
Subrecipient Type: Participating City
Contract Period: 7/1/2024 to 6/30/2025
Activity Code: 05A Senior Services
National Objective: LMC Low/Mod Limited Clientele
Objective: Suitable Living Environment **Outcome:** Availability/Accessibility

Project Summary

This continuing program provides referral and case management services to elderly persons, ages 55 years and older, residing in the City of Azusa. Services include bilingual information and assistance, comprehensive assessment, and care management.

Accomplishments and Net Expenditures

Priority Need: CD - Senior Programs
Performance Indicator: People (General)
Quantitative Accomplishments: Goal: 65 This Year: 0 Cumulative: 0 Ratio: 0.0%
Net Expenditures: Budgeted: \$20,250.00 This Year: \$0.00 Cumulative: \$0.00 Ratio: 0.0%

Annual Narrative:

2023-2024 CAPER CDBG Activity Listing

(Activities Included in Analysis)

Identification

Project No.: 601168-23 **Jurisdiction:** Azusa
Project Title: Single Family Housing Rehabilitation
IDIS Number: 12309
Operating Agency: City of Azusa
Subrecipient Type: Participating City
Contract Period: 7/1/2023 to 6/30/2024 **Quarter Completed:** 4
Activity Code: 14A Rehabilitation: Single-Unit Residential
National Objective: LMH Low/Mod Housing
Objective: Decent Housing **Outcome:** Affordability

Project Summary

This continuing program provides funding for minor home-rehabilitation grants up to a maximum of \$15,000 to income eligible low- and moderate-income residents of Azusa to improve housing stock or to correct residential code violations. This program is operated in conjunction with the City's Residential Code Enforcement Program.

Accomplishments and Net Expenditures

Priority Need: Housing
Performance Indicator: Housing Units
Quantitative Accomplishments: Goal: 10 This Year: 10 Cumulative: 10 Ratio: 100.0%
Net Expenditures: Budgeted: \$185,000.00 This Year: \$181,869.00 Cumulative: \$181,869.00 Ratio: 98.3%

Annual Narrative:

During the program year, a total of 10 housing rehabilitation projects were completed totaling approximately \$150,000 in construction costs. Of the 10 projects completed, five were roof replacements, two replaced windows and doors, one included electrical upgrades to meet building code requirements, and, two included exterior paint. Two extremely low-income families were assisted, six low-income families were assisted, and two moderate-income families were assisted.

No leveraged funds were used.

Direct Benefit (Race/Ethnicity):

<u>Race/Ethnicity</u>	<u>Owners</u>	<u>Renters</u>
Asian - Non-Hispanic	1	0
White - Hispanic	9	0
Total	10	0

Direct Benefit (Income):

<u>Income Level</u>	<u>Owners</u>	<u>Renters</u>
Extremely Low	2	0
Low	6	0
Moderate	2	0
Total	10	0

Housing Detail:

<u>Street Address</u>	<u>City</u>	<u>State</u>	<u>Zip</u>	<u>Rent/Own</u>	<u>Income Level</u>	<u>Expenditures</u>
544 E. Renwick Rd.	Azusa	CA	91702	Owners	Extremely Low	\$15,000
303 S. Murray Ave.	Azusa	CA	91702	Owners	Low	\$14,356

2023-2024 CAPER CDBG Activity Listing

(Activities Included in Analysis)

1033 E. Galatea St.	Azusa	CA	91702	Owners	Moderate	\$15,000
539 E. Celeste St.	Azusa	CA	91702	Owners	Low	\$15,000
538 N. Pasadena Ave.	Azusa	CA	91702	Owners	Extremely Low	\$15,000
215 S. Orange Ave.	Azusa	CA	91702	Owners	Low	\$15,000
502 E. Duell St.	Azusa	CA	91702	Owners	Moderate	\$15,000
310 N. Soldano Ave.	Azusa	CA	91702	Owners	Low	\$15,000
540 E. Third St.	Azusa	CA	91702	Owners	Low	\$12,513
267 Dominguez Pl.	Azusa	CA	91702	Owners	Low	\$15,000

Total Number of Housing Units Assisted : 10

Housing Data:

<u>Category</u>	<u>Homeowners</u>	<u>Renters</u>
3) Total units occupied by elderly (62 years or older):	7	0

Lead Paint Detail:

Number of housing units constructed before 1978	0
Exempt: Housing construction 1978 or later	1
Exempt: No paint disturbed	9
Otherwise exempt	0

Lead Hazard Remediation Actions:

Lead Safe Work Practices (Hard costs <= \$5,000)	0
Interim Controls or Standard Practices (Hard costs \$5,000 - \$25,000)	0
Abatement (Hard costs > \$25,000)	0

Grants/Loans:

<u>Quarter</u>	<u>Grants</u>	<u>Loans</u>
2	3	0
3	3	0
4	4	0
Total	10	0

Quarter: 1 **Accomplishment Quantity:** 0

Accomplishment Narrative:

In the first quarter, one single-family housing rehabilitation project is under construction. Four projects are out to bid. Improvements include installation of roofs, windows and doors, and exterior paint.

Quarter: 2 **Accomplishment Quantity:** 3 **Female-Headed Households:** 2

Accomplishment Narrative:

During the second quarter, three housing rehabilitation projects were completed. Two projects installed new roofs and one project was exterior house painting. Additionally, two housing rehabilitation projects were under construction and two projects were out to bid.

Quarter: 3 **Accomplishment Quantity:** 3 **Female-Headed Households:** 3

Accomplishment Narrative:

During Q3, three housing rehabilitation projects were completed. Two projects installed new roofs and one project installed new windows and doors. Additionally, two housing rehabilitation projects were under construction and one homeowner application was under review.

Quarter: 4 **Accomplishment Quantity:** 4 **Female-Headed Households:** 2

Accomplishment Narrative:

In the fourth quarter, four housing rehabilitation projects were completed. Improvements included exterior paint, installation of new windows, roofs and electrical upgrades.

2023-2024 CAPER CDBG Activity Listing

(Activities Included in Analysis)

Identification

Project No.: 601168-24 **Jurisdiction:** Azusa
Project Title: Single Family Housing Rehabilitation
IDIS Number:
Operating Agency: City of Azusa
Subrecipient Type: Participating City
Contract Period: 7/1/2024 to 6/30/2025
Activity Code: 14A Rehabilitation: Single-Unit Residential
National Objective: LMH Low/Mod Housing
Objective: Decent Housing **Outcome:** Affordability

Project Summary

This continuing program provides funding for minor home-rehabilitation grants up to a maximum of \$15,000 to income eligible low- and moderate-income residents of Azusa to improve housing stock or to correct residential code violations. This program is operated in conjunction with the City's Residential Code Enforcement Program.

Accomplishments and Net Expenditures

Priority Need: Housing
Performance Indicator: Housing Units
Quantitative Accomplishments: Goal: 10 This Year: 0 Cumulative: 0 Ratio: 0.0%
Net Expenditures: Budgeted: \$185,000.00 This Year: \$0.00 Cumulative: \$0.00 Ratio: 0.0%

Annual Narrative:

2023-2024 CAPER CDBG Activity Listing
(Activities Included in Analysis)

Bell

2023-2024 CAPER CDBG Activity Listing

(Activities Included in Analysis)

Identification

Project No.: D96069-23 **Jurisdiction:** Bell
Project Title: Code Compliance
IDIS Number: 12377
Operating Agency: City of Bell
Subrecipient Type: Participating City
Contract Period: 7/1/2023 to 6/30/2024 **Quarter Completed:** 4
Activity Code: 15 Code Enforcement
National Objective: LMA Low/Mod Area
Objective: Suitable Living Environment **Outcome:** Sustainability

Project Summary

This continuing code compliance program aids in arresting the decline of primarily residential, low- and moderate-income areas in census tracts that have been deemed deteriorating or deteriorated in the City of Bell.

Following are the most common violations addressed through this CDBG-funded activity: significant accumulation of abandoned cars, bulky items, trash and debris, overgrown weeds, garage conversions, unsafe and illegal additions, fences or wall in hazardous condition, use of tarps as storage space visible from public streets.

This Program works in tandem with the City's CDBG-funded Residential Rehabilitation Program.

Accomplishments and Net Expenditures

Priority Need: Housing
Performance Indicator: People (General)
Quantitative Accomplishments: Goal: 38,290 This Year: 38,290 Cumulative: 38,290 Ratio: 100.0%
Net Expenditures: Budgeted: \$178,921.00 This Year: \$178,921.00 Cumulative: \$178,921.00 Ratio: 100.0%

Annual Narrative:

The program allowed the City of Bell to curb and prevent blight by successfully providing quality code enforcement services throughout the program year. City staff will continue to invest the efforts necessary to ensure the program's continued success during the subsequent program year.

Quarter: 1 **Accomplishment Quantity:** 38,290

Accomplishment Narrative:

For this quarter 2023-2024, Code Enforcement has investigated residential and commercial properties for safety code violations and property maintenance nuisances. 305 Notice of Violation, Courtesy Notices and Alleged Letters combined were issued as a result of inspections for 200 single units, 105 multi-units and 0 commercial properties. The following deteriorated conditions were found: 39 inoperable vehicles, 143 overgrown vegetation/ lawn maintenance, 27 junk trash and debris, 54 dilapidated structures, 12 un-permitted structures / illegal addition, and 30 excessive storage units. Staff has conducted 305 inspections to properties with violations or alleged violations and compliance was achieved with only 7 administrative citations issued.

Quarter: 2 **Accomplishment Quantity:** 0

Accomplishment Narrative:

During this quarter, a total of 200 investigations/inspections were conducted at 135 single-family homes and 65 multi-unit properties. Of existing violation investigations, 144 resulted in voluntary compliance. 48 violation notices were issued; 1 investigation was referred to the City Prosecutor; and 7 citations were issued.

The following deteriorated conditions were found during this quarter's investigations/inspections: 28 inoperable vehicles, 93 overgrown vegetation/ lawn maintenance, 28 junk trash and debris, 22 dilapidated structures, 4 un-permitted structures/illegal

2023-2024 CAPER CDBG Activity Listing

(Activities Included in Analysis)

addition, and 25 excessive storage units.

Quarter: 3 **Accomplishment Quantity:** 0

Accomplishment Narrative:

During this quarter, a total of 264 investigations/inspections were conducted at 185 single-family homes and 79 multi-unit properties. Of existing violation investigations, 169 resulted in voluntary compliance, 91 violation notices were issued, and 4 citations were issued.

The following deteriorated conditions were found during this quarter's investigations/inspections: 17 inoperable vehicles; 153 overgrown vegetation/ lawn maintenance; 31 junk trash and debris; 34 dilapidated structures; 4 un-permitted structures/illegal addition; and 25 excessive storage units.

Quarter: 4 **Accomplishment Quantity:** 0

Accomplishment Narrative:

During this quarter, a total of 304 investigations/inspections were conducted at 178 single-family homes and 126 multi-unit properties. Of existing violation investigations, 192 resulted in voluntary compliance, 103 violation notices were issued, and 9 citations were issued.

The following deteriorated conditions were found during this quarter's investigations/inspections: 9 inoperable vehicles; 180 overgrown vegetation/ lawn maintenance; 53 junk trash and debris; 45 dilapidated structures; 1 un-permitted structures/illegal addition; and 16 excessive storage units.

2023-2024 CAPER CDBG Activity Listing

(Activities Included in Analysis)

Identification

Project No.: D96069-24 **Jurisdiction:** Bell
Project Title: Code Compliance
IDIS Number:
Operating Agency: City of Bell
Subrecipient Type: Participating City
Contract Period: 7/1/2024 to 6/30/2025
Activity Code: 15 Code Enforcement
National Objective: LMA Low/Mod Area
Objective: Suitable Living Environment **Outcome:** Sustainability

Project Summary

This continuing code compliance program aids in arresting the decline of primarily residential, low- and moderate-income areas in census tracts that have been deemed deteriorating or deteriorated in the City of Bell.

This Program works in tandem with the City's CDBG-funded Residential Rehabilitation Program.

Accomplishments and Net Expenditures

Priority Need: Housing
Performance Indicator: People (General)
Quantitative Accomplishments: Goal: 38,290 This Year: 0 Cumulative: 0 Ratio: 0.0%
Net Expenditures: Budgeted: \$205,176.00 This Year: \$0.00 Cumulative: \$0.00 Ratio: 0.0%

Annual Narrative:

2023-2024 CAPER CDBG Activity Listing

(Activities Included in Analysis)

Identification

Project No.: 601981-23 **Jurisdiction:** Bell
Project Title: Commercial Rehabilitation Program
IDIS Number: 12332
Operating Agency: City of Bell
Subrecipient Type: Participating City
Contract Period: 7/1/2023 to 6/30/2024 **Quarter Completed:** 4
Activity Code: 14E Rehabilitation: Publicly or Privately-Owned Commercial/Industrial
National Objective: LMA Low/Mod Area
Objective: Creating Economic Opportunity **Outcome:** Sustainability

Project Summary

This continuing Commercial Rehabilitation Program provides grants and/or loans to eligible property owners for design and facade improvements to the exterior of commercial buildings. Exterior facade improvements may include painting, signage, windows, awnings, lighting, new parapet walls and moldings, correction of code violations including ADA improvements and lead-based paint and/or asbestos abatement. This activity will also allow for interior work when necessary to correct violations of the County Building Code and other public health and safety issues.

Accomplishments and Net Expenditures

Priority Need: CD - Economic Development
Performance Indicator: Businesses
Quantitative Accomplishments: Goal: 2 This Year: 0 Cumulative: 0 Ratio: 0.0%
Net Expenditures: Budgeted: \$150,000.00 This Year: \$6,456.00 Cumulative: \$6,456.00 Ratio: 4.3%

Annual Narrative:

The city anticipates completion of the three (3) current commercial rehab projects during the subsequent program year. Program staff have also commenced efforts to engage new applicants for program participation in 2024-2025.

Quarter: 1 **Accomplishment Quantity:** 0

Accomplishment Narrative:

A Request for Proposal (RFP) was released to obtain architectural services and labor compliance services needed for the program. Professional services agreements have been approved for RFMR Collective to provide architectural design services for the Commercial Rehabilitation Program. Additionally, we have received bids from consultants for CDBG administrative services and program implementation. These services will be funded through city funding. In addition, the staff is working with one (1) property owner for the rehabilitation of three (3) businesses on 4380, 4378, 4376 Gage Avenue to begin processing applicants. We have also finalized our next 3 potential properties and will be onboarding these property owners and their businesses into the program once CDBG consultant is brought on.

Quarter: 2 **Accomplishment Quantity:** 0

Accomplishment Narrative:

During Quarter 2, the city made much progress with completing administrative tasks needed to commence kick-off of the program. Since commencing implementation of the program, interest has already been generated by businesses interested in program participation. This quarter the city furnished three businesses with an application packet and provided information on how to register for their Unique Entity ID (UEI). An increase in program activity is expected in the subsequent quarter.

Quarter: 3 **Accomplishment Quantity:** 0

Accomplishment Narrative:

During quarter 3, the city received three (3) applications for program participation. The inspection process has been completed

2023-2024 CAPER CDBG Activity Listing

(Activities Included in Analysis)

and project design for all projects is currently underway. The project design is currently being prepared the city's architect and expected to be received early in the subsequent quarter. Program staff is working quickly to move these projects along in a timely manner.

Quarter: 4 **Accomplishment Quantity:** 0

Accomplishment Narrative:

The city currently has 3 projects that have completed the project design process are currently undergoing the procurement process. Construction is expected to commence early in the subsequent program year.

2023-2024 CAPER CDBG Activity Listing

(Activities Included in Analysis)

Identification

Project No.: 601981-24 **Jurisdiction:** Bell
Project Title: Commercial Rehabilitation Program
IDIS Number:
Operating Agency: City of Bell
Subrecipient Type: Participating City
Contract Period: 7/1/2024 to 6/30/2025
Activity Code: 14E Rehabilitation: Publicly or Privately-Owned Commercial/Industrial
National Objective: LMA Low/Mod Area
Objective: Creating Economic Opportunity **Outcome:** Sustainability

Project Summary

This continuing Commercial Rehabilitation Program provides grants and/or loans to eligible property owners for design and facade improvements to the exterior of commercial buildings. This activity will also allow for interior work when necessary to correct violations of the County Building Code and other public health and safety issues.

Accomplishments and Net Expenditures

Priority Need: CD - Economic Development
Performance Indicator: Businesses
Quantitative Accomplishments: Goal: 8 This Year: 0 Cumulative: 0 Ratio: 0.0%
Net Expenditures: Budgeted: \$300,000.00 This Year: \$0.00 Cumulative: \$0.00 Ratio: 0.0%

Annual Narrative:

2023-2024 CAPER CDBG Activity Listing

(Activities Included in Analysis)

Identification

Project No.: 601870-23 **Jurisdiction:** Bell
Project Title: Graffiti Removal
IDIS Number: 12328
Operating Agency: City of Bell
Subrecipient Type: Participating City
Contract Period: 7/1/2023 to 6/30/2024 **Quarter Completed:** 4
Activity Code: 05I Crime Awareness/Prevention
National Objective: LMA Low/Mod Area
Objective: Suitable Living Environment **Outcome:** Sustainability

Project Summary

This program provides funding to remove graffiti from public right-of-way areas and on private property where the graffiti is visible from the public right-of-ways. The graffiti removal program consists of covering graffiti with paint or "water-blasting" curbs, sidewalks, streets, walls, and trees.

Accomplishments and Net Expenditures

Priority Need: CD - Anti-Crime
Performance Indicator: People (General)
Quantitative Accomplishments: Goal: 38,290 This Year: 38,290 Cumulative: 38,290 Ratio: 100.0%
Net Expenditures: Budgeted: \$85,848.00 This Year: \$85,848.00 Cumulative: \$85,848.00 Ratio: 100.0%
Square Feet of Graffiti Removed: 237,524

Annual Narrative:

A total of 236,524 square feet of graffiti was removed from 14,965 residential, commercial and/or public right-of-way structures. This year has shown an increase in graffiti removal activity from the previous program year.

Quarter: 1 **Accomplishment Quantity:** 38,290

Accomplishment Narrative:

For this quarter, the project provided for the removal, from primarily residential areas, of approximately 56,627 square feet of graffiti from 3,655 residential and other private property structures visible from the public right of way.

Quarter: 2 **Accomplishment Quantity:** 0

Accomplishment Narrative:

During this quarter, the project provided for the removal of approximately 71,059 square feet of graffiti from 3,814 residential, commercial, and/or public right-of-way structures.

Quarter: 3 **Accomplishment Quantity:** 0

Accomplishment Narrative:

During this quarter, the project provided for the removal of approximately 53,666 square feet of graffiti from 3,585 residential, commercial, and/or public right-of-way structures.

Quarter: 4 **Accomplishment Quantity:** 0

Accomplishment Narrative:

During this quarter, the project provided for the removal of approximately 56,172 square feet of graffiti from 3,911 residential, commercial, and/or public right-of-way structures.

2023-2024 CAPER CDBG Activity Listing

(Activities Included in Analysis)

Identification

Project No.: 601870-24 **Jurisdiction:** Bell
Project Title: Graffiti Removal
IDIS Number:
Operating Agency: City of Bell
Subrecipient Type: Participating City
Contract Period: 7/1/2024 to 6/30/2025
Activity Code: 05I Crime Awareness/Prevention
National Objective: LMA Low/Mod Area
Objective: Suitable Living Environment **Outcome:** Sustainability

Project Summary

This program provides funding to remove graffiti from public right-of-way areas and on private property where the graffiti is visible from the public right-of-ways. The graffiti removal program consists of covering graffiti with paint or "water-blasting" curbs, sidewalks, streets, walls, and trees.

Accomplishments and Net Expenditures

Priority Need: CD - Anti-Crime
Performance Indicator: People (General)
Quantitative Accomplishments: Goal: 38,290 This Year: 0 Cumulative: 0 Ratio: 0.0%
Net Expenditures: Budgeted: \$63,416.00 This Year: \$0.00 Cumulative: \$0.00 Ratio: 0.0%

Annual Narrative:

2023-2024 CAPER CDBG Activity Listing

(Activities Included in Analysis)

Identification

Project No.: D96061-23 **Jurisdiction:** Bell
Project Title: Single-Unit Residential Rehabilitation Program
IDIS Number: 12376
Operating Agency: City of Bell
Subrecipient Type: Participating City
Contract Period: 7/1/2023 to 6/30/2024 **Quarter Completed:** 4
Activity Code: 14A Rehabilitation: Single-Unit Residential
National Objective: LMH Low/Mod Housing
Objective: Decent Housing **Outcome:** Affordability

Project Summary

This continuing program provides grants of up to \$18,000 or \$25,000 deferred loans to eligible single family low- and moderate-income homeowners to rehabilitate their properties.

Accomplishments and Net Expenditures

Priority Need: Housing
Performance Indicator: Housing Units
Quantitative Accomplishments: Goal: 7 This Year: 3 Cumulative: 3 Ratio: 42.9%
Net Expenditures: Budgeted: \$178,921.00 This Year: \$14,083.00 Cumulative: \$14,083.00 Ratio: 7.9%

Annual Narrative:

The city has 10 individuals currently on the waiting list that will carry over into the subsequent program year. Increased activity is expected following efforts recently implemented by program staff to enhance activity processes.

Direct Benefit (Race/Ethnicity):

<u>Race/Ethnicity</u>	<u>Owners</u>	<u>Renters</u>
White - Hispanic	3	0
Total	3	0

Direct Benefit (Income):

<u>Income Level</u>	<u>Owners</u>	<u>Renters</u>
Extremely Low	1	0
Low	2	0
Total	3	0

Housing Detail:

<u>Street Address</u>	<u>City</u>	<u>State</u>	<u>Zip</u>	<u>Rent/Own</u>	<u>Income Level</u>	<u>Expenditures</u>
6226 Prospect Ave	Bell	CA	90201	Owners	Low	\$18,000
4115 Brompton Ave	Bell	CA	90201	Owners	Low	\$18,000
4026 Weik Ave	Bell	CA	90201	Renters	Low	\$25,000
7010 Sherman Way	Bell	CA	90201	Owners	Extremely Low	\$18,000

Total Number of Housing Units Assisted : 4

Housing Data:

<u>Category</u>	<u>Homeowners</u>	<u>Renters</u>
3) Total units occupied by elderly (62 years or older):	3	0

2023-2024 CAPER CDBG Activity Listing

(Activities Included in Analysis)

Lead Paint Detail:

Number of housing units constructed before 1978	0
Exempt: Housing construction 1978 or later	0
Exempt: No paint disturbed	3
Otherwise exempt	0

Lead Hazard Remediation Actions:

Lead Safe Work Practices (Hard costs <= \$5,000)	0
Interim Controls or Standard Practices (Hard costs \$5,000 - \$25,000)	0
Abatement (Hard costs > \$25,000)	0

Grants/Loans:

<u>Quarter</u>	<u>Grants</u>	<u>Loans</u>
1	2	0
4	1	0
Total	3	0

Quarter: 1 **Accomplishment Quantity:** 2

Accomplishment Narrative:

During the first quarter, a consultant redesigned our program to assist the City to better manage the program. By the end of this quarter, we finalized our redesign and begun processing applicants. One (1) rehabilitation project is under construction, and an additional eleven (11) applicants are on the waiting list. There are to other entries in the GMS system , however those (2) two projected 4115 Brompton Ave and 6226 Prospect Ave were counted towards the 2022-23 fiscal year.

Quarter: 2 **Accomplishment Quantity:** 0

Accomplishment Narrative:

During this quarter, one (1) rehabilitation project was under construction; and three (3) applicants submitted application materials for program eligibility review.

Additionally, there are eleven (11) applicants on the waiting list.

Quarter: 3 **Accomplishment Quantity:** 0

Accomplishment Narrative:

During this quarter, the one (1) rehabilitation project that was supposed to start construction during Quarter 2 was placed on hold due to a significant health issue experienced by the homeowner. One (1) rehabilitation project is currently undergoing the bidding process. The three (3) applicants that submitted application materials for program eligibility review during the previous quarter were incomplete. All three (3) applicants are currently gathering documentation to complete their application packets for qualification review.

Additionally, there are currently nine (9) applicants on the waiting list.

Quarter: 4 **Accomplishment Quantity:** 1

Accomplishment Narrative:

The city was able to complete one (1) rehab project during the current program year. The completed project provided services to the homeowner with termite abatement & repair, replacement of damages eaves/fascia, asbestos & lead removal, and re-roofing the dwelling. Two additional applicants commenced undergoing the qualification process during this quarter.

2023-2024 CAPER CDBG Activity Listing

(Activities Included in Analysis)

Identification

Project No.: D96061-24 **Jurisdiction:** Bell
Project Title: Single-Unit Residential Rehabilitation Program
IDIS Number:
Operating Agency: City of Bell
Subrecipient Type: Participating City
Contract Period: 7/1/2024 to 6/30/2025
Activity Code: 14A Rehabilitation: Single-Unit Residential
National Objective: LMH Low/Mod Housing
Objective: Decent Housing **Outcome:** Affordability

Project Summary

This continuing program provides grants of up to \$18,000 or \$25,000 deferred loans to eligible single family low- and moderate-income homeowners to rehabilitate their properties.

Accomplishments and Net Expenditures

Priority Need: Housing
Performance Indicator: Housing Units
Quantitative Accomplishments: Goal: 8 This Year: 0 Cumulative: 0 Ratio: 0.0%
Net Expenditures: Budgeted: \$203,584.00 This Year: \$0.00 Cumulative: \$0.00 Ratio: 0.0%

Annual Narrative:

2023-2024 CAPER CDBG Activity Listing
(Activities Included in Analysis)

Bell Gardens

2023-2024 CAPER CDBG Activity Listing

(Activities Included in Analysis)

Identification

Project No.: 602095-19 **Jurisdiction:** Bell Gardens
Project Title: Bell Gardens Ford Park Aquatics Center
IDIS Number: 11332
Operating Agency: City of Bell Gardens
Subrecipient Type: Participating City
Contract Period: 7/1/2019 to 12/31/2025
Activity Code: 03F Parks, Recreational Facilities
National Objective: LMA Low/Mod Area
Objective: Suitable Living Environment **Outcome:** Sustainability

Project Summary

This new project provides for design, architectural, engineering, construction management, and inspection costs for the construction of a new aquatics center to replace the dilapidated swimming pool facility at John Anson Ford Park.

Accomplishments and Net Expenditures

Priority Need: CD - Public Facilities
Performance Indicator: Public Facilities
Quantitative Accomplishments: Goal: 1 This Year: 0 Cumulative: 0 Ratio: 0.0%
Net Expenditures: Budgeted: \$3,166,709.00 This Year: \$436,887.00 Cumulative: \$1,781,232.00 Ratio: 56.2%

Annual Narrative:

The project was awarded to Bernards (Prime Contractor) on 1/31/2024. The City issued a Notice To Proceed on 4/9/2024. An amendment increasing the CDBG portion of the project budget by adding the City's Unallocated CDBG balance and extending the project End Date to 12/31/2025 was approved by LACDA.

Quarter: 1 **Accomplishment Quantity:** 0

Accomplishment Narrative:

The revised bid documents were approved by LACDA in July 2023. The project is expected to go out to bid during Quarter 2. An amendment request was submitted to LACDA in September 2023 to add the City's Unallocated CDBG fund balance and to extend the project End Date to June 30, 2025. The City's FY 24-25 CDBG allocation will be added to the project after the new fiscal year begins on July 1, 2024.

Quarter: 2 **Accomplishment Quantity:** 0

Accomplishment Narrative:

The project went out to bid during Quarter 2. The Mandatory Pre-Bid, Section 3 Meeting was held on 11/27/23. The contract is scheduled to be awarded and construction is expected to begin during Quarter 3.

Quarter: 3 **Accomplishment Quantity:** 0

Accomplishment Narrative:

The project was awarded to Bernards (Prime Contractor) on 1/31/2024. The City will issue the Notice To Proceed on 4/9/2024. An amendment to increase the CDBG portion of the project budget to \$3,166,710 by adding the City's Unallocated CDBG balance and to extend the project End Date to 12/31/2025 is pending approval by LACDA.

Quarter: 4 **Accomplishment Quantity:** 0

Accomplishment Narrative:

2023-2024 CAPER CDBG Activity Listing

(Activities Included in Analysis)

Work began during the 4th quarter following the City's issuance of a Notice To Proceed on 4/9/2024. An amendment increasing the CDBG portion of the project budget by adding the City's Unallocated CDBG balance and extending the project End Date to 12/31/2025 was approved by LACDA.

2023-2024 CAPER CDBG Activity Listing
(Activities Included in Analysis)

Beverly Hills

2023-2024 CAPER CDBG Activity Listing

(Activities Included in Analysis)

Identification

Project No.: 602488-22 **Jurisdiction:** Beverly Hills
Project Title: ADA Improvements at City Parks
IDIS Number: 12164
Operating Agency: City of Beverly Hills
Subrecipient Type: Participating City
Contract Period: 7/1/2022 to 6/30/2025
Activity Code: 03F Parks, Recreational Facilities
National Objective: LMC Low/Mod Limited Clientele
Objective: Suitable Living Environment **Outcome:** Availability/Accessibility

Project Summary

This new project will remove existing material barriers and allow for unobstructed access to the facilities and allow elderly and severely disabled adult residents access to playground equipment with their children and grandchildren. The existing restroom at one location will be removed and replaced with ADA compliant facilities.

Accomplishments and Net Expenditures

Priority Need: Special Needs/Non-Homeless
Performance Indicator: Public Facilities
Quantitative Accomplishments: Goal: 5 This Year: 0 Cumulative: 0 Ratio: 0.0%
Net Expenditures: Budgeted: \$714,168.00 This Year: \$133,298.00 Cumulative: \$133,298.00 Ratio: 18.7%

Annual Narrative:

The project has been in the design phase from Quarter 1 through Quarter 4 of FY 24-25. The project was expected to go to bid during Quarter 3. The project was amended to extend the end date into fiscal year 24-25 and increase the budget. Project design should be completed during Quarter 1 of fiscal year 24-25. The project is expected to go out to bid by Quarter 2 of fiscal year 24-25.

Quarter: 1 **Accomplishment Quantity:** 0

Accomplishment Narrative:

The project is in the final planning stage. A project amendment request will be submitted to LACDA once the city has received clarification on the specific Americans with Disabilities Act (ADA) improvements required for the project. Funding requests will be submitted for any expenditures during Quarter 2.

Quarter: 2 **Accomplishment Quantity:** 0

Accomplishment Narrative:

Project planning continued during Quarter 2. Project design should be completed during Quarter 3. The city is anticipating the project will also go out to bid during Quarter 3.

Quarter: 3 **Accomplishment Quantity:** 0

Accomplishment Narrative:

The project design phase continued during Quarter 3. The City will submit an amendment request to add the City's Unallocated CDBG fund balance to the project and to extend the project end date into fiscal year 24-25.

Quarter: 4 **Accomplishment Quantity:** 0

Accomplishment Narrative:

The project design phase of this contract has continued through Quarter 4 and is expected to be completed during Quarter 1 of fiscal year 24-25. The project was amended to extend the end date into fiscal year 24-25 and increase the project budget.

2023-2024 CAPER CDBG Activity Listing
(Activities Included in Analysis)

Calabasas

2023-2024 CAPER CDBG Activity Listing

(Activities Included in Analysis)

Identification

Project No.: 602579-22 **Jurisdiction:** Calabasas
Project Title: ADA Ramp and Sidewalk Replacement
IDIS Number: 12257
Operating Agency: City of Calabasas
Subrecipient Type: Participating City
Contract Period: 12/28/2022 to 6/30/2024
Activity Code: 03L Sidewalks
National Objective: LMC Low/Mod Limited Clientele
Objective: Suitable Living Environment **Outcome:** Availability/Accessibility

Project Summary

This new project provides for the removal of architectural and material barriers through the removal of thirty (30) sidewalk curb barriers at thirteen (13) intersections, and construction of curb ramps, and the replacement of seventy (70) damaged sidewalks conforming to Americans with Disabilities Act (ADA) standards.

CDBG funds are used for personnel, non-personnel, and capital costs.

Accomplishments and Net Expenditures

Priority Need: Special Needs/Non-Homeless
Performance Indicator: People (General)
Quantitative Accomplishments: Goal: 5,070 This Year: 5,070 Cumulative: 5,070 Ratio: 100.0%
Net Expenditures: Budgeted: \$454,121.00 This Year: \$454,121.00 Cumulative: \$454,121.00 Ratio: 100.0%

Annual Narrative:

The construction contract was awarded to FS Contractors, Inc. on February 23, 2023. Work commenced in late March 2023. Work was completed during Quarter 4. The project was amended to extend into FY 23-24 in order to ensure that there is sufficient time to meet the Labor Compliance reporting requirements and to conduct a Labor Compliance File Review. A Labor Compliance File Review will likely be conducted during the 1st quarter of FY 23-24.

Quarter: 1 **Accomplishment Quantity:** 5,070

Accomplishment Narrative:

Construction was completed during Quarter 4 of FY 22-23. Labor Compliance Monitoring was completed during the 1st quarter of FY 23-24. A Labor Compliance File Review is scheduled for 10/11/2023.

Quarter: 2 **Accomplishment Quantity:** 0

Accomplishment Narrative:

LACDA conducted a Labor Compliance File Review on October 11, 2023. The City received a Labor Compliance Clearance Letter dated October 19, 2023. The Final Funding Request will be submitted in January 2024.

2023-2024 CAPER CDBG Activity Listing

(Activities Included in Analysis)

Identification

Project No.: 601330-23 **Jurisdiction:** Calabasas
Project Title: Residential Rehabilitation
IDIS Number: 12315
Operating Agency: City of Calabasas
Subrecipient Type: Participating City
Contract Period: 7/1/2023 to 6/30/2024 **Quarter Completed:** 4
Activity Code: 14A Rehabilitation: Single-Unit Residential
National Objective: LMH Low/Mod Housing
Objective: Decent Housing **Outcome:** Affordability

Project Summary

This continuing project provides grants and/or loans to eligible owner-occupied residential properties, including mobile homes, that are in need of major repairs and emergency repairs to correct substandard property conditions, code violations, seismic retrofits, and address lead-based paint and asbestos hazards.

Accomplishments and Net Expenditures

Priority Need: Housing
Performance Indicator: Housing Units
Quantitative Accomplishments: Goal: 7 This Year: 2 Cumulative: 2 Ratio: 28.6%
Net Expenditures: Budgeted: \$119,391.00 This Year: \$39,176.00 Cumulative: \$39,176.00 Ratio: 32.8%

Annual Narrative:

Two projects were completed during FY 23-24. The City will begin marketing to general contractors during FY 24-25 to ensure that the program has adequate contractor capacity to meet the program goals. The City has also begun onboarding eligible contractors through the City's Professional Service Agreement process to expedite contract awards.

Direct Benefit (Race/Ethnicity):

<u>Race/Ethnicity</u>	<u>Owners</u>	<u>Renters</u>
White - Non-Hispanic	2	0
Total	2	0

Direct Benefit (Income):

<u>Income Level</u>	<u>Owners</u>	<u>Renters</u>
Extremely Low	1	0
Low	1	0
Total	2	0

Housing Detail:

<u>Street Address</u>	<u>City</u>	<u>State</u>	<u>Zip</u>	<u>Rent/Own</u>	<u>Income Level</u>	<u>Expenditures</u>
23777 Mulholland Hwy 96	Calabasas	CA	91302	Owners	Low	\$15,000
23777 Mulholland Hwy 164	Calabasas	CA	91302	Owners	Extremely Low	\$15,000

Total Number of Housing Units Assisted : 2

Housing Data:

<u>Category</u>	<u>Homeowners</u>	<u>Renters</u>
3) Total units occupied by elderly (62 years or older):	2	0

Lead Paint Detail:

2023-2024 CAPER CDBG Activity Listing

(Activities Included in Analysis)

Number of housing units constructed before 1978	0
Exempt: Housing construction 1978 or later	0
Exempt: No paint disturbed	1
Otherwise exempt	1

Lead Hazard Remediation Actions:

Lead Safe Work Practices (Hard costs <= \$5,000)	0
Interim Controls or Standard Practices (Hard costs \$5,000 - \$25,000)	0
Abatement (Hard costs > \$25,000)	0

Grants/Loans:

<u>Quarter</u>	<u>Grants</u>	<u>Loans</u>
3	2	0
<hr/>		
Total	2	0

Quarter: 1 **Accomplishment Quantity:** 0

Accomplishment Narrative:

The application review and the initial inspections were completed for two projects during the Quarter 1. Contractor bids for the projects will be received early in Quarter 2.

Quarter: 2 **Accomplishment Quantity:** 0

Accomplishment Narrative:

Bids for two (2) projects were received during Quarter 2. The Rehab Panel for the projects will be submitted in January 2024. The projects are expected to be completed by the end of Quarter 3.

Quarter: 3 **Accomplishment Quantity:** 2 **Female-Headed Households:** 2

Accomplishment Narrative:

Two (2) projects were completed during Quarter 3.

Quarter: 4 **Accomplishment Quantity:** 0

Accomplishment Narrative:

No projects were completed during the Quarter 4.

2023-2024 CAPER CDBG Activity Listing

(Activities Included in Analysis)

Identification

Project No.: 601330-24 **Jurisdiction:** Calabasas
Project Title: Residential Rehabilitation
IDIS Number:
Operating Agency: City of Calabasas
Subrecipient Type: Participating City
Contract Period: 7/1/2024 to 6/30/2025
Activity Code: 14A Rehabilitation: Single-Unit Residential
National Objective: LMH Low/Mod Housing
Objective: Decent Housing **Outcome:** Affordability

Project Summary

This continuing project provides grants and/or loans to eligible owner-occupied residential properties, including mobile homes, that are in need of major repairs and emergency repairs to correct substandard property conditions, code violations, seismic retrofits, and address lead-based paint and asbestos hazards.

Accomplishments and Net Expenditures

Priority Need: Housing
Performance Indicator: Housing Units
Quantitative Accomplishments: Goal: 7 This Year: 0 Cumulative: 0 Ratio: 0.0%
Net Expenditures: Budgeted: \$165,898.00 This Year: \$0.00 Cumulative: \$0.00 Ratio: 0.0%

Annual Narrative:

2023-2024 CAPER CDBG Activity Listing
(Activities Included in Analysis)

Cerritos

2023-2024 CAPER CDBG Activity Listing

(Activities Included in Analysis)

Identification

Project No.: 602601-23 **Jurisdiction:** Cerritos
Project Title: ADA Sidewalks/Curb Ramps
IDIS Number: 12354
Operating Agency: City of Cerritos
Subrecipient Type: Participating City
Contract Period: 7/1/2023 to 6/30/2024 **Quarter Completed:** 4
Activity Code: 03L Sidewalks
National Objective: LMC Low/Mod Limited Clientele
Objective: Suitable Living Environment **Outcome:** Availability/Accessibility

Project Summary

This new project will remove architectural and material barriers in a commercial area that primarily serves a residential area by installing ADA compliant curb ramps and sidewalks to allow unobstructed access for elderly and severely disabled adult pedestrians. The project location is within the Cerritos Towne Center, along Towne Center Drive, generally located west of Bloomfield Avenue and north of 183rd Street.

Accomplishments and Net Expenditures

Priority Need: Special Needs/Non-Homeless
Performance Indicator: People (General)
Quantitative Accomplishments: Goal: 3,836 This Year: 3,836 Cumulative: 3,836 Ratio: 100.0%
Net Expenditures: Budgeted: \$188,741.00 This Year: \$188,741.00 Cumulative: \$188,741.00 Ratio: 100.0%

Annual Narrative:

This project was completed in April 2024. The City received the signed File Review Clearance Letter on May 14, 2024. The City then submitted a funding request and reimbursement was received on May 31, 2024. As such, there are no more actionable items on this project.

Quarter: 1 **Accomplishment Quantity:** 0

Accomplishment Narrative:

During Quarter 1, City staff prepared bid specifications and submitted the specifications to LACDA for approval. On September 20th, bid spec approval was received, and the project will be going out to bid in October.

Quarter: 2 **Accomplishment Quantity:** 0

Accomplishment Narrative:

During Quarter 2, the City released the bid opportunity in October, and the City Council awarded a contract for the project on November 27, 2023. Staff is currently preparing contract documents and anticipates construction to begin in January/February.

Quarter: 3 **Accomplishment Quantity:** 0

Accomplishment Narrative:

Work commenced on the project on March 18, 2024 and it is expected to be completed by mid-April. Following project completion, the City will coordinate the Davis-Bacon compliance review, which is anticipated to be completed in May 2024. Reimbursement requests will be submitted soon thereafter.

Quarter: 4 **Accomplishment Quantity:** 3,836

Accomplishment Narrative:

This project was completed in April 2024. The City received the signed File Review Clearance Letter on May 14, 2024. The City then submitted a funding request and reimbursement was received on May 31, 2024. As such, there are no more actionable

2023-2024 CAPER CDBG Activity Listing

(Activities Included in Analysis)

items on this project.

2023-2024 CAPER CDBG Activity Listing

(Activities Included in Analysis)

Identification

Project No.: 602665-24 **Jurisdiction:** Cerritos
Project Title: ADA Sidewalks/Curb Ramps - Phase II
IDIS Number: 12569
Operating Agency: City of Cerritos
Subrecipient Type: Participating City
Contract Period: 7/1/2024 to 6/30/2025
Activity Code: 03L Sidewalks
National Objective: LMC Low/Mod Limited Clientele
Objective: Suitable Living Environment **Outcome:** Availability/Accessibility

Project Summary

This new project will remove architectural and material barriers in a primarily residential area by installing ADA compliant curb ramps and sidewalks to allow unobstructed access for elderly and severely disabled adults.

Accomplishments and Net Expenditures

Priority Need: Special Needs/Non-Homeless
Performance Indicator: People (General)
Quantitative Accomplishments: Goal: 3,836 This Year: 0 Cumulative: 0 Ratio: 0.0%
Net Expenditures: Budgeted: \$186,663.00 This Year: \$0.00 Cumulative: \$0.00 Ratio: 0.0%

Annual Narrative:

2023-2024 CAPER CDBG Activity Listing

(Activities Included in Analysis)

Identification

Project No.: 602464-22 **Jurisdiction:** Cerritos
Project Title: ADA Sidewalks/Curb Ramps
IDIS Number: 12055
Operating Agency: City of Cerritos
Subrecipient Type: Participating City
Contract Period: 7/1/2022 to 6/30/2024 **Quarter Completed:** 2
Activity Code: 03L Sidewalks
National Objective: LMC Low/Mod Limited Clientele
Objective: Suitable Living Environment **Outcome:** Availability/Accessibility

Project Summary

This new project will remove architectural and material barriers in a primarily residential area by installing ADA compliant curb ramps and sidewalks to allow unobstructed access for elderly and severely disabled adult pedestrians. The project location is within a residential neighborhood generally located south of College Place, west of Studebaker Road, north of the Artesia Freeway (State Route 91), and east of the San Gabriel River Freeway (Interstate 605).

Accomplishments and Net Expenditures

Priority Need: Special Needs/Non-Homeless
Performance Indicator: People (General)
Quantitative Accomplishments: Goal: 3,836 This Year: 3,836 Cumulative: 3,836 Ratio: 100.0%
Net Expenditures: Budgeted: \$331,913.00 This Year: \$331,913.00 Cumulative: \$331,913.00 Ratio: 100.0%

Annual Narrative:

No further activity to report.

Quarter: 1 **Accomplishment Quantity:** 3,836

Accomplishment Narrative:

This project was completed in June 2023, with reimbursement received in August 2023. As such, there are no more actionable items on this project.

Quarter: 2 **Accomplishment Quantity:** 0

Accomplishment Narrative:

Construction is complete and project has been closed out.

2023-2024 CAPER CDBG Activity Listing
(Activities Included in Analysis)

Claremont

2023-2024 CAPER CDBG Activity Listing

(Activities Included in Analysis)

Identification

Project No.: D96121-23 **Jurisdiction:** Claremont
Project Title: Housing Rehabilitation
IDIS Number: 12454
Operating Agency: City of Claremont
Subrecipient Type: Participating City
Contract Period: 7/1/2023 to 6/30/2024 **Quarter Completed:** 4
Activity Code: 14A Rehabilitation: Single-Unit Residential
National Objective: LMH Low/Mod Housing
Objective: Decent Housing **Outcome:** Affordability

Project Summary

This continuing project provides small grants and deferred zero-interest loans for housing rehabilitation to qualified homeowners for correcting code deficiencies, installing energy-saving items, improving accessibility to disabled persons.

Accomplishments and Net Expenditures

Priority Need: Housing
Performance Indicator: Housing Units
Quantitative Accomplishments: Goal: 3 This Year: 3 Cumulative: 3 Ratio: 100.0%
Net Expenditures: Budgeted: \$71,384.00 This Year: \$63,893.00 Cumulative: \$63,893.00 Ratio: 89.5%

Annual Narrative:

During the 2023-2024 program year, the City completed three housing rehabilitation projects. In addition, the City is working with four applicants, who will be activated next program year.

Direct Benefit (Race/Ethnicity):

<u>Race/Ethnicity</u>	<u>Owners</u>	<u>Renters</u>
Asian - Non-Hispanic	2	0
White - Non-Hispanic	1	0
Total	3	0

Direct Benefit (Income):

<u>Income Level</u>	<u>Owners</u>	<u>Renters</u>
Low	1	0
Moderate	2	0
Total	3	0

Housing Detail:

<u>Street Address</u>	<u>City</u>	<u>State</u>	<u>Zip</u>	<u>Rent/Own</u>	<u>Income Level</u>	<u>Expenditures</u>
1433 Wells Ave	Claremont	CA	91711	Owners	Moderate	\$5,000
638 Scripps Dr.	Claremont	CA	91711	Owners	Low	\$4,980
686 Hood Drive	Claremont	CA	91711	Owners	Moderate	\$13,163

Total Number of Housing Units Assisted : 3

Housing Data:

<u>Category</u>	<u>Homeowners</u>	<u>Renters</u>
1) Total units qualified as Energy Star standard:	3	0

2023-2024 CAPER CDBG Activity Listing (Activities Included in Analysis)

3) Total units occupied by elderly (62 years or older): 2 0

Lead Paint Detail:

Number of housing units constructed before 1978	1
Exempt: Housing construction 1978 or later	0
Exempt: No paint disturbed	0
Otherwise exempt	2

Lead Hazard Remediation Actions:

Lead Safe Work Practices (Hard costs <= \$5,000)	0
Interim Controls or Standard Practices (Hard costs \$5,000 - \$25,000)	1
Abatement (Hard costs > \$25,000)	0

Grants/Loans:

<u>Quarter</u>	<u>Grants</u>	<u>Loans</u>
2	2	0
4	1	1
Total	3	1

Quarter: 1 **Accomplishment Quantity:** 0

Accomplishment Narrative:

During the first quarter, staff processed 3 applications for this program. Staff anticipates these projects to begin in Q2.

Quarter: 2 **Accomplishment Quantity:** 2 **Female-Headed Households:** 2

Accomplishment Narrative:

During the 2nd quarter, the City assisted two households.

Quarter: 3 **Accomplishment Quantity:** 0

Accomplishment Narrative:

During the 3rd quarter, the City has assisted zero households. The City is currently processing two applications and working with three in the construction bidding phase.

Quarter: 4 **Accomplishment Quantity:** 1

Accomplishment Narrative:

During the 4th quarter, the City assisted one household.

2023-2024 CAPER CDBG Activity Listing

(Activities Included in Analysis)

Identification

Project No.: D96121-24 **Jurisdiction:** Claremont
Project Title: Housing Rehabilitation
IDIS Number:
Operating Agency: City of Claremont
Subrecipient Type: Participating City
Contract Period: 7/1/2024 to 6/30/2025
Activity Code: 14A Rehabilitation: Single-Unit Residential
National Objective: LMH Low/Mod Housing
Objective: Decent Housing **Outcome:** Affordability

Project Summary

This continuing project provides small grants and deferred zero-interest loans for housing rehabilitation to qualified homeowners for correcting code deficiencies, installing energy-saving items, improving accessibility to disabled persons.

Accomplishments and Net Expenditures

Priority Need: Housing
Performance Indicator: Housing Units
Quantitative Accomplishments: Goal: 6 This Year: 0 Cumulative: 0 Ratio: 0.0%
Net Expenditures: Budgeted: \$149,740.00 This Year: \$6,389.00 Cumulative: \$6,389.00 Ratio: 4.3%

Annual Narrative:

2023-2024 CAPER CDBG Activity Listing

(Activities Included in Analysis)

Identification

Project No.: 602306-23 **Jurisdiction:** Claremont
Project Title: Job Creation & Business Incentive Loan Program
IDIS Number: 12362
Operating Agency: City of Claremont
Subrecipient Type: Participating City
Contract Period: 7/1/2023 to 6/30/2024 **Quarter Completed:** 4
Activity Code: 18A ED Direct: Direct Financial Assistance to For Profit Business
National Objective: LMJ Low/Mod Jobs
Objective: Creating Economic Opportunity **Outcome:** Availability/Accessibility

Project Summary

This program provides forgivable loans to businesses in the City of Claremont for business improvement purchases, working capital and tenant improvements. Loan amounts vary depending upon client need.

Accomplishments and Net Expenditures

Priority Need: CD - Economic Development
Performance Indicator: Jobs
Quantitative Accomplishments: Goal: 1 This Year: 3 Cumulative: 3 Ratio: 300%
Net Expenditures: Budgeted: \$110,127.00 This Year: \$75,000.00 Cumulative: \$75,000.00 Ratio: 68.1%

Annual Narrative:

The City assisted one business during this program year. The City has continued to market this program and anticipates an application early next program.

Direct Benefit (Race/Ethnicity):

<u>Race/Ethnicity</u>	<u>Numbers Assisted</u>
Other Race - Hispanic	2
White - Hispanic	1
Total	3

Direct Benefit (Income):

<u>Income Level</u>	<u>Numbers Assisted</u>
Moderate	3
Total	3

Jobs Created:

<u>Job Category</u>	<u>Permanent Jobs</u>	<u>Permanent FTE Jobs</u>	<u>Low / Mod Jobs</u>
Full-Time (40 Hrs.):	3.00	3.00	3.00
Total	3.00	3.00	3.00

Jobs Retained:

<u>Job Category</u>	<u>Permanent Jobs</u>	<u>Permanent FTE Jobs</u>	<u>Low / Mod Jobs</u>
Full-Time (40 Hrs.):	3.00	3.00	3.00
Total	3.00	3.00	3.00

Type of Jobs Created:

<u>Job Type</u>	<u>Number</u>
Service Workers	3
Total:	3

2023-2024 CAPER CDBG Activity Listing

(Activities Included in Analysis)

Businesses Assisted:

<u>Business Name</u>	<u>Duns Number</u>	<u>Type of Business</u>
La Popular		New

Grants/Loans:

<u>Quarter</u>	<u>Grants</u>	<u>Loans</u>
1	0	1
2	0	1
Total	0	2

Quarter: 1 **Accomplishment Quantity:** 0

Accomplishment Narrative:

During the first quarter, the city awarded a forgivable loan of \$75,000 in exchange for 3 FTE low/mod jobs. Staff anticipates the business to begin hiring in Q2.

Quarter: 2 **Accomplishment Quantity:** 3

Accomplishment Narrative:

During the second quarter, three new jobs were created for moderate income households.

Quarter: 3 **Accomplishment Quantity:** 0

Accomplishment Narrative:

During the third quarter, no new jobs have been created.

Quarter: 4 **Accomplishment Quantity:** 0

Accomplishment Narrative:

During the fourth quarter, no businesses were assisted.

2023-2024 CAPER CDBG Activity Listing

(Activities Included in Analysis)

Identification

Project No.: 602306-24 **Jurisdiction:** Claremont
Project Title: Job Creation & Business Incentive Loan Program
IDIS Number:
Operating Agency: City of Claremont
Subrecipient Type: Participating City
Contract Period: 7/1/2024 to 6/30/2025
Activity Code: 18A ED Direct: Direct Financial Assistance to For Profit Business
National Objective: LMJ Low/Mod Jobs
Objective: Creating Economic Opportunity **Outcome:** Availability/Accessibility

Project Summary

This program provides forgivable loans to businesses in the City of Claremont for business improvement purchases, working capital and tenant improvements. Loan amounts vary depending upon client need.

Accomplishments and Net Expenditures

Priority Need: CD - Economic Development
Performance Indicator: Jobs

Quantitative Accomplishments:	Goal: 2	This Year: 0	Cumulative: 0	Ratio: 0.0%
Net Expenditures:	Budgeted: \$40,000.00	This Year: \$0.00	Cumulative: \$0.00	Ratio: 0.0%

Annual Narrative:

2023-2024 CAPER CDBG Activity Listing

(Activities Included in Analysis)

Identification

Project No.: D96123-23 **Jurisdiction:** Claremont
Project Title: Senior Case Management
IDIS Number: 12455
Operating Agency: City of Claremont
Subrecipient Type: Participating City
Contract Period: 7/1/2023 to 6/30/2024 **Quarter Completed:** 4
Activity Code: 05A Senior Services
National Objective: LMC Low/Mod Limited Clientele
Objective: Suitable Living Environment **Outcome:** Availability/Accessibility

Project Summary

This continuing project provides elderly persons, 55 years of age and older, residing within the City of Claremont with a comprehensive resource for social services and referrals to other agencies.

Accomplishments and Net Expenditures

Priority Need: CD - Senior Programs
Performance Indicator: People (General)
Quantitative Accomplishments: Goal: 75 This Year: 49 Cumulative: 49 Ratio: 65.3%
Net Expenditures: Budgeted: \$18,141.00 This Year: \$18,141.00 Cumulative: \$18,141.00 Ratio: 100.0%

Annual Narrative:

There were a total of 49 unduplicated clients served during the Fiscal Year (FY) 2023-24.

Direct Benefit (Race/Ethnicity):

<u>Race/Ethnicity</u>	<u>Numbers Assisted</u>
American Indian/Alaskan Native - Hispanic	1
Asian - Non-Hispanic	6
Black/African American - Non-Hispanic	9
Other Race - Hispanic	4
White - Hispanic	2
White - Non-Hispanic	27
Total	49

Direct Benefit (Income):

<u>Income Level</u>	<u>Numbers Assisted</u>
Moderate	49
Total	49

Quarter: 1 **Accomplishment Quantity:** 23

Accomplishment Narrative:

In the first quarter, there were a total of twenty-five new unduplicated clients served.

Quarter: 2 **Accomplishment Quantity:** 12

Accomplishment Narrative:

In the second quarter, there were a total of twelve new unduplicated clients served.

2023-2024 CAPER CDBG Activity Listing

(Activities Included in Analysis)

Quarter: 3 **Accomplishment Quantity:** 5

Accomplishment Narrative:

In the third quarter, there were a total of six unduplicated clients served.

Quarter: 4 **Accomplishment Quantity:** 9

Accomplishment Narrative:

In the fourth quarter, there were a total of eight unduplicated clients served.

2023-2024 CAPER CDBG Activity Listing

(Activities Included in Analysis)

Identification

Project No.: D96123-24 **Jurisdiction:** Claremont
Project Title: Senior Case Management
IDIS Number:
Operating Agency: City of Claremont
Subrecipient Type: Participating City
Contract Period: 7/1/2024 to 6/30/2025
Activity Code: 05A Senior Services
National Objective: LMC Low/Mod Limited Clientele
Objective: Suitable Living Environment **Outcome:** Availability/Accessibility

Project Summary

This continuing project provides elderly persons, 55 years of age and older, residing within the City of Claremont with a comprehensive resource for social services and referrals to other agencies.

Accomplishments and Net Expenditures

Priority Need: CD - Senior Programs
Performance Indicator: People (General)
Quantitative Accomplishments: Goal: 75 This Year: 0 Cumulative: 0 Ratio: 0.0%
Net Expenditures: Budgeted: \$17,603.00 This Year: \$0.00 Cumulative: \$0.00 Ratio: 0.0%

Annual Narrative:

2023-2024 CAPER CDBG Activity Listing
(Activities Included in Analysis)

Commerce

2023-2024 CAPER CDBG Activity Listing

(Activities Included in Analysis)

Identification

Project No.: 601400-23 **Jurisdiction:** Commerce
Project Title: Code Enforcement Program
IDIS Number: 12412
Operating Agency: City of Commerce
Subrecipient Type: Participating City
Contract Period: 7/1/2023 to 6/30/2024 **Quarter Completed:** 4
Activity Code: 15 Code Enforcement
National Objective: LMA Low/Mod Area
Objective: Suitable Living Environment **Outcome:** Sustainability

Project Summary

This continuing code enforcement program aids in arresting the decline of primarily residential and neighborhood commercial businesses in low- and moderate-income areas in census tracts that have been deemed deteriorating or deteriorated in the City of Commerce. In addition, this program works to ensure compliance with the City's zoning and building ordinances, and State and County health codes.

The following are the most common violations addressed through this CDBG-funded activity: overgrown vegetation, visible junk, trash and debris, garbage/recycling container placement and time, abandoned/inoperable vehicles on private property, illegal construction, illegal signage, illegal sales/no business license, zoning use regulations, encroachment of the public right of way, garage conversions, and dangerous, unsanitary, blighted or unsightly condition which is detrimental to health, safety or welfare of the public.

This Program works in tandem with the City's CDBG-funded Home Preservation Grant Program.

Accomplishments and Net Expenditures

Priority Need: Housing
Performance Indicator: People (General)
Quantitative Accomplishments: Goal: 9,340 This Year: 9,340 Cumulative: 9,340 Ratio: 100.0%
Net Expenditures: Budgeted: \$16,772.00 This Year: \$7,825.00 Cumulative: \$7,825.00 Ratio: 46.7%

Annual Narrative:

This Program Year, a total of 316 cases were administered.

Quarter: 1 **Accomplishment Quantity:** 9,340

Accomplishment Narrative:

During the Quarter 1, the following 32 deteriorated conditions were cited: 3 overgrown vegetation, 11 visible junk, 10 trash & debris, 1 garbage and/or recycling containers placement, 1 abandoned/inoperable vehicles, 2 illegal construction, 1 zoning use regulations, 1 encroachment of public right away, and 2 blighted or unsightly conditions detrimental to health & safety. A total of 18 cases were administered during Quarter 1, 6 new cases were opened and 12 cases achieved compliance and were closed-out.

Quarter: 2 **Accomplishment Quantity:** 0

Accomplishment Narrative:

During the Quarter 2, the following 36 deteriorated conditions were cited: 5 overgrown vegetation, 6 visible junk, 6 trash and debris, 1 garbage and/or recycling containers placement, 2 abandoned/inoperable vehicles, 4 illegal construction, 2 illegal sales with no business license, 4 zoning use regulations, and 6 blighted or unsightly conditions detrimental to health & safety. A total of 17 cases were administered during Quarter 2, 13 new cases were opened and 4 cases achieved compliance and were closed-out.

2023-2024 CAPER CDBG Activity Listing

(Activities Included in Analysis)

Quarter: 3 **Accomplishment Quantity:** 0

Accomplishment Narrative:

During the Quarter 3, the following 20 deteriorated conditions were cited: 8 overgrown vegetation, 4 visible junk, 3 trash and debris, 1 garbage and/or recycling containers placement, 2 illegal construction, 1 encroachment of public right away and 1 blighted or unsightly conditions detrimental to health & safety. A total of 12 cases were administered during Quarter 3, 7 new cases were opened and 5 cases achieved compliance and were closed-out.

Quarter: 4 **Accomplishment Quantity:** 0

Accomplishment Narrative:

During the 4th Quarter, the following 228 deteriorated conditions were cited: 42 overgrown vegetation, 30 visible junk, 30 trash & debris, 10 garbage and/or recycling containers placement, 12 abandoned/inoperable vehicles, 18 illegal construction, 12 illegal sales/no business license, 10 zoning use regulations, 36 encroachment of public right away, 1 garage conversion and 4 blighted or unsightly conditions detrimental to health & safety. A total of 228 cases were administered during the 4th Quarter, 37 new cases were opened and 117 cases achieved compliance and were closed-out.

2023-2024 CAPER CDBG Activity Listing

(Activities Included in Analysis)

Identification

Project No.: 601074-23 **Jurisdiction:** Commerce
Project Title: Home Preservation Grant Program
IDIS Number: 12411
Operating Agency: City of Commerce
Subrecipient Type: Participating City
Contract Period: 7/1/2023 to 6/30/2024 **Quarter Completed:** 4
Activity Code: 14A Rehabilitation: Single-Unit Residential
National Objective: LMH Low/Mod Housing
Objective: Decent Housing **Outcome:** Affordability

Project Summary

This continuing program provides residential rehabilitation grants up to \$25,000 to low- and moderate-income qualified single-family owner-occupied households to eliminate substandard housing conditions and promote property maintenance. Residential rehabilitation grants are for CDBG-eligible, non-cosmetic improvements that include but are not limited to: roof repair, windows, exterior paint, interior plumbing, electrical, and other CDBG-eligible repairs necessary to correct code violations and to provide decent, safe, and sanitary housing. This program is 100% CDBG funded.

Accomplishments and Net Expenditures

Priority Need: Housing
Performance Indicator: Housing Units
Quantitative Accomplishments: Goal: 6 This Year: 6 Cumulative: 6 Ratio: 100.0%
Net Expenditures: Budgeted: \$175,000.00 This Year: \$148,841.00 Cumulative: \$148,841.00 Ratio: 85.1%

Annual Narrative:

For the program year, the City provided residential rehabilitation grants to six low- to moderate-income qualified single-family owner-occupied households to eliminate substandard housing conditions and promote property maintenance.

Direct Benefit (Race/Ethnicity):

<u>Race/Ethnicity</u>	<u>Owners</u>	<u>Renters</u>
Native Hawaiian/Other Pacific Islander - Hispanic	1	0
White - Hispanic	5	0
Total	6	0

Direct Benefit (Income):

<u>Income Level</u>	<u>Owners</u>	<u>Renters</u>
Extremely Low	2	0
Low	2	0
Moderate	2	0
Total	6	0

Housing Detail:

<u>Street Address</u>	<u>City</u>	<u>State</u>	<u>Zip</u>	<u>Rent/Own</u>	<u>Income Level</u>	<u>Expenditures</u>
6207 Pacific Drive	Commerce	CA	90040	Owners	Moderate	\$25,000
5520 Village Drive	Commerce	CA	90040	Owners	Moderate	\$25,000
2438 Gaspar Avenue	Commerce	CA	90040	Owners	Extremely Low	\$25,000
5547 E. Village Drive	Commerce	CA	90040	Owners	Low	\$25,000
1322 S. Marianna Avenue	Commerce	CA	90040	Owners	Low	\$25,000

2023-2024 CAPER CDBG Activity Listing

(Activities Included in Analysis)

Identification

Project No.: 601074-24 **Jurisdiction:** Commerce
Project Title: Home Preservation Grant Program
IDIS Number:
Operating Agency: City of Commerce
Subrecipient Type: Participating City
Contract Period: 7/1/2024 to 6/30/2025
Activity Code: 14A Rehabilitation: Single-Unit Residential
National Objective: LMH Low/Mod Housing
Objective: Decent Housing **Outcome:** Affordability

Project Summary

This continuing program provides residential rehabilitation grants up to \$25,000 to low- and moderate-income qualified single-family owner-occupied households to eliminate substandard housing conditions and promote property maintenance.

Accomplishments and Net Expenditures

Priority Need: Housing
Performance Indicator: Housing Units
Quantitative Accomplishments: Goal: 5 This Year: 0 Cumulative: 0 Ratio: 0.0%
Net Expenditures: Budgeted: \$135,747.00 This Year: \$0.00 Cumulative: \$0.00 Ratio: 0.0%

Annual Narrative:

2023-2024 CAPER CDBG Activity Listing
(Activities Included in Analysis)

Covina

2023-2024 CAPER CDBG Activity Listing

(Activities Included in Analysis)

Identification

Project No.: 601875-23 **Jurisdiction:** Covina
Project Title: Adult Workforce Job Readiness Program
IDIS Number: 12329
Operating Agency: City of Covina
Subrecipient Type: Participating City
Contract Period: 7/1/2023 to 6/30/2024 **Quarter Completed:** 4
Activity Code: 05H Employment Training
National Objective: LMC Low/Mod Limited Clientele
Objective: Suitable Living Environment **Outcome:** Availability/Accessibility

Project Summary

This continuing program prepares and trains low- and moderate-income job seekers for entry into career-track permanent employment through a local Community Based Development Organization's (CBDO) Job-Readiness program.

The program provides training to adults who are unemployed or underemployed in order to obtain permanent employment that enables and supports self-sufficiency. The CBDO partners with local employers to hire graduates of the Job-Readiness program.

Accomplishments and Net Expenditures

Priority Need: CD - Public Services
Performance Indicator: People (General)
Quantitative Accomplishments: Goal: 10 This Year: 7 Cumulative: 7 Ratio: 70.0%
Net Expenditures: Budgeted: \$45,000.00 This Year: \$5,850.00 Cumulative: \$5,850.00 Ratio: 13.0%

Annual Narrative:

This year, Support Solutions, who administers the Adult Workforce Job Readiness Program, reported job preparation/training services to seven (7) people experiencing homelessness. No funds were expended at the end of FY 2023-2024. The Adult Workforce Job Readiness Program contracted with Support Solutions was terminated in June due to record inconsistencies with documentation and record-keeping.

Direct Benefit (Race/Ethnicity):

<u>Race/Ethnicity</u>	<u>Numbers Assisted</u>
American Indian/Alaskan Native - Hispanic	1
Black/African American & White - Non-Hispanic	1
Black/African American - Non-Hispanic	3
Other Race - Hispanic	1
Other Race - Non-Hispanic	1
Total	7

Quarter: 1 **Accomplishment Quantity:** 4

Accomplishment Narrative:

In this first quarter, the Adult Workforce Readiness Program engaged 57 potential participants and enrolled 4 individuals who are homeless in Covina, met all eligibility requirements, and have submitted the completed documentation. All four participants from this quarter continue to engage in employment or retention services.

Support Solutions continues to work with outside agencies and churches for referrals. Collaboration with various service providers for housing and social services provides linkage to these supportive services and helps improve the quality of life of

2023-2024 CAPER CDBG Activity Listing

(Activities Included in Analysis)

people experiencing homelessness.

Quarter: 2 **Accomplishment Quantity:** 0

Accomplishment Narrative:

In Quarter 2, the Adult Workforce Readiness Program engaged 54 potential participants and enrolled 1 individual who is homeless in Covina and meets all eligibility requirements, and have submitted the completed documentation. This participant will be entered in Quarter 3.

There are 8 applicants who are in the process of obtaining completed documentation. There have been challenges obtaining documents from participants who may have lost their critical documents while experiencing homelessness. Support Solutions continues to work with outside agencies and churches for referrals. Collaboration with various service providers for housing and social services provides linkage to these supportive services and helps improve the quality of life of people experiencing homelessness.

Quarter: 3 **Accomplishment Quantity:** 3

Accomplishment Narrative:

In Quarter 3, the Adult Workforce Readiness Program engaged 71 potential participants and enrolled 3 unhoused individuals in Covina and meets all eligibility requirements, and have submitted the completed documentation. Support Solutions continues to work with outside agencies and churches for referrals. Collaboration with various service providers for housing and social services provides linkage to these supportive services and helps improve the quality of life of people experiencing homelessness.

This quarter, the program placed 2 participants into full time positions. One obtained employment as a passenger transport attendant and another was able to obtain a job at a local Rehabilitation and Transitional Care Center.

Quarter: 4 **Accomplishment Quantity:** 0

Accomplishment Narrative:

This quarter, Support Solutions did not report nor submit documents on clients served. The Adult Workforce Job Readiness Program contracted with Support Solutions was terminated in June due to record inconsistencies with documentation and record-keeping.

2023-2024 CAPER CDBG Activity Listing

(Activities Included in Analysis)

Identification

Project No.: 602621-23 **Jurisdiction:** Covina
Project Title: Downtown Neighborhood Business Workforce Augmentation Program
IDIS Number: 12367
Operating Agency: City of Covina
Subrecipient Type: Participating City
Contract Period: 7/1/2023 to 6/30/2024 **Quarter Completed:** 4
Activity Code: 18A ED Direct: Direct Financial Assistance to For Profit Business
National Objective: LMJ Low/Mod Jobs
Objective: Creating Economic Opportunity **Outcome:** Availability/Accessibility

Project Summary

This project funds four \$25,000 forgivable loans to qualifying for-profit businesses. After one year, if the business meets program requirements, the loan will be forgiven. A minimum of fifty-one (51%) of the employees hired by a business under the program must be qualified as a low- and moderate-income household.

Accomplishments and Net Expenditures

Priority Need: CD - Economic Development
Performance Indicator: Jobs
Quantitative Accomplishments: Goal: 4 This Year: 3 Cumulative: 3 Ratio: 75.0%
Net Expenditures: Budgeted: \$100,000.00 This Year: \$75,000.00 Cumulative: \$75,000.00 Ratio: 75.0%

Annual Narrative:

For FY 2023-2024, 3 applications were approved. All 3 approved businesses under the program fulfilled the full-time equivalent employee requirement within 3 months from the program contract execution. Several businesses had employees that did not work out for various reasons, but business owners worked diligently to keep the employment requirement fulfilled.

Direct Benefit (Race/Ethnicity):

<u>Race/Ethnicity</u>	<u>Numbers Assisted</u>
Other Race - Hispanic	1
White - Hispanic	2
White - Non-Hispanic	3
Total	6

Direct Benefit (Income):

<u>Income Level</u>	<u>Numbers Assisted</u>
Extremely Low	2
Low	4
Total	6

Jobs Created:

<u>Job Category</u>	<u>Permanent Jobs</u>	<u>Permanent FTE Jobs</u>	<u>Low / Mod Jobs</u>
Half-Time (20 Hrs.):	2.00	1.00	0.00
Quarter-Time (10 Hrs.):	2.00	0.50	0.00
Three-Quarter-Time (30 Hrs.):	2.00	1.50	0.00
Total	6.00	3.00	0.00

Type of Jobs Created:

<u>Job Type</u>	<u>Number</u>
-----------------	---------------

2023-2024 CAPER CDBG Activity Listing

(Activities Included in Analysis)

Sales	6
Total:	6

Quarter: 1 **Accomplishment Quantity:** 0

Accomplishment Narrative:

For Quarter 1, Staff advertised the program in late August 2023. The pre-applications are open for submission until October 3, 2023. Pre-applications are reviewed for qualifications, and those that meet the basic qualifications will be scored. Applicants who score a passing score of 75 and above will be invited to complete a full application with supporting documentation. In this quarter, two (2) pre-applications have been received. Staff expects to receive more applications and determine the 4 applicant approvals next quarter.

Quarter: 2 **Accomplishment Quantity:** 0

Accomplishment Narrative:

In this quarter, two (2) applicants were approved. (1) applicant is pending additional documentation for approval. Staff expects to receive one more application next quarter.

Quarter: 3 **Accomplishment Quantity:** 0

Accomplishment Narrative:

In this quarter, one (1) applicant was approved. The 2 applicants approved in previous quarters and the currently approved applicant have started hiring for the program. Staff expects to receive one more application next quarter.

Quarter: 4 **Accomplishment Quantity:** 3

Accomplishment Narrative:

In this quarter, Staff received applicant interest late in the quarter and is expecting an application submission next fiscal year.

2023-2024 CAPER CDBG Activity Listing

(Activities Included in Analysis)

Identification

Project No.: 602621-24 **Jurisdiction:** Covina
Project Title: Downtown Neighborhood Business Workforce Augmentation Program
IDIS Number:
Operating Agency: City of Covina
Subrecipient Type: Participating City
Contract Period: 7/1/2024 to 6/30/2025
Activity Code: 18A ED Direct: Direct Financial Assistance to For Profit Business
National Objective: LMJ Low/Mod Jobs
Objective: Creating Economic Opportunity **Outcome:** Availability/Accessibility

Project Summary

This project will allow for \$25,000 in forgivable loans. Funds will be provided to qualifying for-profit businesses as a forgivable loan. After one year, if the business meets program requirements, the loan will be forgiven. A minimum of 51% of the employees hired by a business under the program must be qualified as a low- and moderate-income household.

Accomplishments and Net Expenditures

Priority Need: CD - Economic Development
Performance Indicator: Jobs
Quantitative Accomplishments: Goal: 1 This Year: 0 Cumulative: 0 Ratio: 0.0%
Net Expenditures: Budgeted: \$25,000.00 This Year: \$0.00 Cumulative: \$0.00 Ratio: 0.0%

Annual Narrative:

2023-2024 CAPER CDBG Activity Listing

(Activities Included in Analysis)

Identification

Project No.: 602620-23 **Jurisdiction:** Covina
Project Title: Microenterprise Co-Work Scholarship Program
IDIS Number: 12366
Operating Agency: City of Covina
Subrecipient Type: Participating City
Contract Period: 7/1/2023 to 6/30/2025
Activity Code: 18C Micro-Enterprise Assistance
National Objective: LMC Low/Mod Limited Clientele
Objective: Creating Economic Opportunity **Outcome:** Availability/Accessibility

Project Summary

This new project provides a one-year basic membership to eligible low to moderate income microenterprise businesses to provide access to the City-controlled co-working facility, operated by a private operator. The program will assist residents who are seeking an entrepreneurial opportunity to develop and grow their microenterprise. The co-working facility will provide state of the art office space and guest speakers to support the growth of their business. They can use the space as a business address and provide legitimacy and growth to their endeavors. This activity will benefit low to moderate income residents who are starting or have started their microenterprise.

CDBG funds will be used to pay for non-personnel costs, which will be the cost a typical user would pay for access to the co-working space. Records will be maintained to ensure the microenterprises are using the scholarship regularly in accordance with yet to be developed program guidelines.

Accomplishments and Net Expenditures

Priority Need: CD - Economic Development
Performance Indicator: Businesses
Quantitative Accomplishments: Goal: 8 This Year: 0 Cumulative: 0 Ratio: 0.0%
Net Expenditures: Budgeted: \$20,000.00 This Year: \$0.00 Cumulative: \$0.00 Ratio: 0.0%

Annual Narrative:

No funds were expended in FY 2023-2024. The co-working facility is under construction and the operation of the program is dependent on when the facility is ready to be handed over by the property owner. The project expires fiscal year 2024-2025.

Quarter: 1 **Accomplishment Quantity:** 0

Accomplishment Narrative:

The start of this program is dependent on the official opening of the co-working facility. The co-working facility is still under construction and the property owner is working on fulfilling the building requirements before handing over the keys. In this quarter, on August 1, 2023, an operator for the co-working facility was approved by the City Council. In the next quarter, Staff hopes more construction progress will be made on the co-working facility. Once we have more progress on the final construction of the co-working facility and an opening date, Staff will work with the operator of the facility to design the Microenterprise Co-Work Scholarship Program.

Quarter: 2 **Accomplishment Quantity:** 0

Accomplishment Narrative:

The start of this program is dependent on the official opening of the co-working facility. The co-working facility is still under construction and the property owner is working on fulfilling the building requirements before handing over the keys. In the next quarter, Staff hopes more construction progress will be made on the co-working facility. Once we have more progress on the final construction of the co-working facility and an opening date, Staff will work with the operator of the facility to design the Microenterprise Co-Work Scholarship Program.

2023-2024 CAPER CDBG Activity Listing

(Activities Included in Analysis)

Quarter: 3 **Accomplishment Quantity:** 0

Accomplishment Narrative:

The start of this program is dependent on the official opening of the co-working facility. The co-working facility is still under construction and the property owner is working on fulfilling the building requirements before handing over the keys. Once we have more progress on the final construction of the co-working facility and an opening date, Staff will work with the operator of the facility to design the Microenterprise Co-Work Scholarship Program.

Quarter: 4 **Accomplishment Quantity:** 0

Accomplishment Narrative:

The co-working facility is still under construction and the property owner is working on fulfilling the building requirements before handing over the keys. Once keys are handed over to the operator, City Staff will work with the operator of the facility to design the Microenterprise Co-Work Scholarship Program.

2023-2024 CAPER CDBG Activity Listing

(Activities Included in Analysis)

Identification

Project No.: 602620-24 **Jurisdiction:** Covina
Project Title: Microenterprise Co-Work Scholarship Program
IDIS Number:
Operating Agency: City of Covina
Subrecipient Type: Participating City
Contract Period: 7/1/2024 to 6/30/2025
Activity Code: 18C Micro-Enterprise Assistance
National Objective: LMC Low/Mod Limited Clientele
Objective: Creating Economic Opportunity **Outcome:** Availability/Accessibility

Project Summary

This new project provides a one-year basic membership to eligible LMI microenterprise business owners to provide access to the City-controlled co-working facility, operated by a private operator. The program will assist residents seeking entrepreneurial opportunities to develop their microenterprise, and will also host guest speakers to support the growth of business.

Accomplishments and Net Expenditures

Priority Need: CD - Economic Development
Performance Indicator: Businesses
Quantitative Accomplishments: Goal: 2 This Year: 0 Cumulative: 0 Ratio: 0.0%
Net Expenditures: Budgeted: \$10,000.00 This Year: \$0.00 Cumulative: \$0.00 Ratio: 0.0%

Annual Narrative:

2023-2024 CAPER CDBG Activity Listing

(Activities Included in Analysis)

Identification

Project No.: D96164-23 **Jurisdiction:** Covina
Project Title: Residential Rehabilitation
IDIS Number: 12379
Operating Agency: City of Covina
Subrecipient Type: Participating City
Contract Period: 7/1/2023 to 6/30/2024 **Quarter Completed:** 4
Activity Code: 14A Rehabilitation: Single-Unit Residential
National Objective: LMH Low/Mod Housing
Objective: Decent Housing **Outcome:** Affordability

Project Summary

This continuing program provides a combination of grants and loans to income eligible households for home improvements or sewer line repair or installation. The grants are up to \$10,000 per household for single-family residences and \$8,000 for mobile homes.

For single-family residences, any amount beyond \$10,000 converts to a deferred loan, not to exceed \$20,000. The maximum grant/loan combination for a single-family residence is \$30,000 per household and \$8,000 for a mobile home household.

Eligible home improvements include but are not limited to: repair of weather sealing, re-roofing, installation of insulation, lead-based paint and asbestos testing and abatement, pest extermination (when included with other rehabilitation to the property), window and door replacements, exterior painting, removal and replacement of damaged wood, replacing unsafe driveways and landscaping when incidental to other rehabilitation work, and incidental sewer line repair/installation and tree root trimming.

Accomplishments and Net Expenditures

Priority Need: Housing
Performance Indicator: Housing Units
Quantitative Accomplishments: Goal: 3 This Year: 1 Cumulative: 1 Ratio: 33.3%
Net Expenditures: Budgeted: \$104,527.00 This Year: \$37,073.00 Cumulative: \$37,073.00 Ratio: 35.5%

Annual Narrative:

This fiscal year, one (1) homeowner was served; one (1) is in progress and expects to finish next fiscal year. Staff worked through the applicants on the waitlist. A total of 12 applicants were contacted, including the 1 served; 1 in process; and 1 pending application approval. Nine (9) applicants withdrew and or were removed from the waiting list due to no response, ineligibility or changed mind.

Direct Benefit (Race/Ethnicity):

<u>Race/Ethnicity</u>	<u>Owners</u>	<u>Renters</u>
White - Non-Hispanic	1	0
Total	1	0

Direct Benefit (Income):

<u>Income Level</u>	<u>Owners</u>	<u>Renters</u>
Low	1	0
Total	1	0

Housing Detail:

<u>Street Address</u>	<u>City</u>	<u>State</u>	<u>Zip</u>	<u>Rent/Own</u>	<u>Income Level</u>	<u>Expenditures</u>
1158 N Traymore Ave.	Covina	CA	91722	Owners	Low	\$26,142

2023-2024 CAPER CDBG Activity Listing

(Activities Included in Analysis)

Total Number of Housing Units Assisted : **1**

Housing Data:

<u>Category</u>	<u>Homeowners</u>	<u>Renters</u>
3) Total units occupied by elderly (62 years or older):	1	0

Lead Paint Detail:

Number of housing units constructed before 1978	0
Exempt: Housing construction 1978 or later	0
Exempt: No paint disturbed	1
Otherwise exempt	0

Lead Hazard Remediation Actions:

Lead Safe Work Practices (Hard costs <= \$5,000)	0
Interim Controls or Standard Practices (Hard costs \$5,000 - \$25,000)	0
Abatement (Hard costs > \$25,000)	0

Grants/Loans:

<u>Quarter</u>	<u>Grants</u>	<u>Loans</u>
4	1	1
Total	1	1

Quarter: 1 **Accomplishment Quantity:** 0

Accomplishment Narrative:

Early this fiscal year, we received a high demand for the program due to marketing at the end of last fiscal year. There is currently a waitlist of 5 applicants.

In this quarter: one (1) application was not able to move forward because they were ineligible due to income; one (1) applicant is in the income verification process; one (1) applicant is approved and expects to begin rehabilitation work next quarter; and one (1) applicant is currently in the process of rehabilitation work. The homeowner that is in the process of rehabilitation work got his property tested for Lead-Based Paint Asbestos and will begin rehabilitations work for new windows, doors and an air conditioning unit next quarter.

Quarter: 2 **Accomplishment Quantity:** 0

Accomplishment Narrative:

In this quarter, two (2) applicants are approved and we expect to sign contracts and begin rehabilitation work in Quarter 3. One (1) applicant is currently in the process of rehabilitation work with new windows installed and is expected to install a new air conditioning unit and complete rehabilitation work by end of Quarter 3.

Quarter: 3 **Accomplishment Quantity:** 0

Accomplishment Narrative:

In this quarter: one (1) applicant completed work for windows and HVAC (applicant will be submitted in Q3); two (2) applicants withdrew; one (1) applicant did not submit application; one (1) applicant was not able to move forward because they were ineligible due to work done in 2008 and not enough funds left to cover requests; one (1) applicant is awaiting application submission; and one (1) applicant is currently in the process of obtaining bids for rehabilitation work for new windows that is expected to be installed next quarter.

Quarter: 4 **Accomplishment Quantity:** 1

Accomplishment Narrative:

In this quarter: one (1) applicant is pending application approval; and one (1) applicant who was waiting on obtaining bids for rehabilitation work for new windows in Q3, got windows installed and is now obtaining bids for bathroom improvements.

2023-2024 CAPER CDBG Activity Listing

(Activities Included in Analysis)

Identification

Project No.: D96164-24 **Jurisdiction:** Covina
Project Title: Residential Rehabilitation
IDIS Number:
Operating Agency: City of Covina
Subrecipient Type: Participating City
Contract Period: 7/1/2024 to 6/30/2025
Activity Code: 14A Rehabilitation: Single-Unit Residential
National Objective: LMH Low/Mod Housing
Objective: Decent Housing **Outcome:** Affordability

Project Summary

This continuing program provides grants and loans to income eligible households for home improvements. Grants are up to \$10,000 per household for single-family residences, and amounts beyond \$10,000 convert to deferred loans, not to exceed \$20,000. The maximum grant/loan combination for a single-family residence is \$30,000. Grants are up to \$8,000 for mobile homes.

Accomplishments and Net Expenditures

Priority Need: Housing
Performance Indicator: Housing Units
Quantitative Accomplishments: Goal: 2 This Year: 0 Cumulative: 0 Ratio: 0.0%
Net Expenditures: Budgeted: \$46,777.00 This Year: \$0.00 Cumulative: \$0.00 Ratio: 0.0%

Annual Narrative:

2023-2024 CAPER CDBG Activity Listing

(Activities Included in Analysis)

Identification

Project No.: D96153-23 **Jurisdiction:** Covina
Project Title: Second Start Literacy Program
IDIS Number: 12378
Operating Agency: City of Covina
Subrecipient Type: Participating City
Contract Period: 7/1/2023 to 6/30/2024 **Quarter Completed:** 4
Activity Code: 05H Employment Training
National Objective: LMC Low/Mod Limited Clientele
Objective: Suitable Living Environment **Outcome:** Availability/Accessibility

Project Summary

This continuing program teaches basic reading skills to illiterate and functionally illiterate English-speaking adults. It provides educational opportunities to acquire and improve literacy skills in order to achieve their full potential, be self-sufficient, and to participate effectively in society as productive workers, family members, and residents of the City of Covina.

Accomplishments and Net Expenditures

Priority Need: CD - Public Services
Performance Indicator: People (General)
Quantitative Accomplishments: Goal: 15 This Year: 15 Cumulative: 15 Ratio: 100.0%
Net Expenditures: Budgeted: \$14,319.00 This Year: \$14,082.00 Cumulative: \$14,082.00 Ratio: 98.3%

Annual Narrative:

The Adult Literacy Program (ALP) provided in-person and online via ZOOM learner-centered basic literacy services to Covina and non-Covina residents. Services were provided via one-on-one and small group classes tailored to each learner's individual goals and aspirations. The program offered adults educational opportunities to acquire and improve literacy skills, achieve their full potential, be self-sufficient, and participate effectively in society as productive workers, family members, and citizens.

During the year, one adult obtained citizenship and one passed the Behind-the-Wheel Drive Test.

Direct Benefit (Race/Ethnicity):

<u>Race/Ethnicity</u>	<u>Numbers Assisted</u>
Asian - Non-Hispanic	3
White - Hispanic	11
White - Non-Hispanic	1
Total	15

Direct Benefit (Income):

<u>Income Level</u>	<u>Numbers Assisted</u>
Moderate	15
Total	15

Quarter: 1 **Accomplishment Quantity:** 6

Accomplishment Narrative:

During Quarter 1, the Covina Public Library's Second Start Literacy Program offered 8 virtual one-on-one and 13 in-person one-on-one Literacy Classes to adults with low-literacy skills. Other classes offered through the program include: 7 in-person English as a Second Language (ESL) classes, 10 English conversation classes, 27 Citizenship preparation sessions as well as 8 Literacy Book Club sessions. This program served 6 individuals this quarter.

2023-2024 CAPER CDBG Activity Listing

(Activities Included in Analysis)

Quarter: 2 **Accomplishment Quantity:** 3

Accomplishment Narrative:

During Quarter 2, the Covina Public Library's Second Start Literacy Program offered 13 virtual one-on-one and 30 in-person one-on-one Literacy Classes to adults with low-literacy skills. Other classes offered through the program include: 20 in-person English as a Second Language (ESL) classes, 8 English conversation classes, 16 Citizenship preparation sessions as well as 10 Literacy Book Club sessions. This program served 3 individuals this quarter.

Quarter: 3 **Accomplishment Quantity:** 0

Accomplishment Narrative:

During Quarter 3, the Covina Public Library's Second Start Literacy Program offered 17 virtual one-on-one and 39 in-person one-on-one Literacy Classes to adults with low-literacy skills. Other classes offered through the program include: 16 in-person English as a Second Language (ESL) classes, 12 English conversation classes, 4 Citizenship preparation sessions as well as 5 Literacy Book Club sessions. This program served 3 individuals this quarter, who will be reported in Quarter 4.

Quarter: 4 **Accomplishment Quantity:** 6

Accomplishment Narrative:

During Q4, the Covina Public Library's Second Start Literacy Program offered 19 In-Person One-On-One English as a Second Language (ESL) Sessions, 14 English Conversation Classes and 9 Reading Club Sessions. Additionally, 12 One-on-One Citizenship Preparation sessions were offered.

2023-2024 CAPER CDBG Activity Listing

(Activities Included in Analysis)

Identification

Project No.: D96153-24 **Jurisdiction:** Covina
Project Title: Second Start Literacy Program
IDIS Number:
Operating Agency: City of Covina
Subrecipient Type: Participating City
Contract Period: 7/1/2024 to 6/30/2025
Activity Code: 05H Employment Training
National Objective: LMC Low/Mod Limited Clientele
Objective: Suitable Living Environment **Outcome:** Availability/Accessibility

Project Summary

This continuing program teaches basic reading skills to illiterate and functionally illiterate English-speaking adults. It provides educational opportunities to acquire and improve literacy skills to achieve their full potential, be self-sufficient, and to participate effectively in society as productive workers, family members, and residents of the City of Covina.

Accomplishments and Net Expenditures

Priority Need: CD - Public Services
Performance Indicator: People (General)
Quantitative Accomplishments: Goal: 15 This Year: 0 Cumulative: 0 Ratio: 0.0%
Net Expenditures: Budgeted: \$15,828.00 This Year: \$0.00 Cumulative: \$0.00 Ratio: 0.0%

Annual Narrative:

2023-2024 CAPER CDBG Activity Listing

(Activities Included in Analysis)

Identification

Project No.: 601194-23 **Jurisdiction:** Covina
Project Title: Senior Case Management
IDIS Number: 12312
Operating Agency: City of Covina
Subrecipient Type: Participating City
Contract Period: 7/1/2023 to 6/30/2024 **Quarter Completed:** 4
Activity Code: 05A Senior Services
National Objective: LMC Low/Mod Limited Clientele
Objective: Suitable Living Environment **Outcome:** Availability/Accessibility

Project Summary

This continuing program offered through a partnership with YWCA Intervale Services, provides on-site, office-based senior case management and in-home assessment for senior (aged 55+) residents. Additionally, the program arranges in-home services, develops personal care programs, and conducts follow-up monitoring to ensure problem resolution.

Accomplishments and Net Expenditures

Priority Need: CD - Senior Programs
Performance Indicator: People (General)
Quantitative Accomplishments: Goal: 45 This Year: 44 Cumulative: 44 Ratio: 97.8%
Net Expenditures: Budgeted: \$10,000.00 This Year: \$10,000.00 Cumulative: \$10,000.00 Ratio: 100.0%

Annual Narrative:

The Case Management Program is administered through the YWCA and offers both in-person and phone appointments. They will also visit the senior in-home if the senior is home-bound.

Direct Benefit (Race/Ethnicity):

<u>Race/Ethnicity</u>	<u>Numbers Assisted</u>
American Indian/Alaskan Native - Hispanic	1
Asian - Non-Hispanic	1
Black/African American - Hispanic	1
Black/African American - Non-Hispanic	2
Other Race - Hispanic	3
White - Hispanic	23
White - Non-Hispanic	13
Total	44

Direct Benefit (Income):

<u>Income Level</u>	<u>Numbers Assisted</u>
Moderate	44
Total	44

Quarter: 1 **Accomplishment Quantity:** 20

Accomplishment Narrative:

The Case Management services administered through the YWCA continued in-person at the Senior and Community Center. YWCA staff continued to accommodate seniors over the phone for those who were not able to meet in-person or not able to attend on the days scheduled.

2023-2024 CAPER CDBG Activity Listing

(Activities Included in Analysis)

During Quarter 1, the program reports 20 client contacts: 3 contacts made in July; 12 in August; and 5 contacts made in September. In addition, program staff made 11 phone contacts this quarter.

Quarter: 2 **Accomplishment Quantity:** 13

Accomplishment Narrative:

In-person case management services administered through the YWCA continued at the Senior and Community Center. YWCA staff continued to accommodate seniors over the phone for those who were not able to meet in-person or not able to attend on the days scheduled.

During Quarter 2, the program reports 8 client contacts: 3 contacts made in October; 2 in November; and 3 in December. In addition, program staff made 4 phone contacts this quarter.

Quarter: 3 **Accomplishment Quantity:** 11

Accomplishment Narrative:

In-person case management services administered through the YWCA continued at the Senior and Community Center. YWCA staff continued to accommodate seniors over the phone for those who were not able to meet in-person or not able to attend on the days scheduled.

During Quarter 3, the program reports 12 client contacts: 6 contacts made in January; 4 in February; and 2 in March. In addition, program staff made 14 phone contacts this quarter.

Quarter: 4 **Accomplishment Quantity:** 0

Accomplishment Narrative:

In-person case management services administered through the YWCA continued at the Senior and Community Center. YWCA staff continued to accommodate seniors over the phone for those who were not able to meet in-person or not able to attend on the days scheduled.

During Quarter 4, a total of 16 clients were served but did not get entered into the system by the deadline.

2023-2024 CAPER CDBG Activity Listing

(Activities Included in Analysis)

Identification

Project No.: 601194-24 **Jurisdiction:** Covina
Project Title: Senior Case Management
IDIS Number:
Operating Agency: City of Covina
Subrecipient Type: Participating City
Contract Period: 7/1/2024 to 6/30/2025
Activity Code: 05A Senior Services
National Objective: LMC Low/Mod Limited Clientele
Objective: Suitable Living Environment **Outcome:** Availability/Accessibility

Project Summary

This continuing program offered through a partnership with YWCA Intervale Services, provides on-site, office-based senior case management and in-home assessment for senior (aged 55+) residents. Additionally, the program arranges in-home services, develops personal care programs, and conducts follow-up monitoring to ensure problem resolution.

Accomplishments and Net Expenditures

Priority Need: CD - Senior Programs
Performance Indicator: People (General)
Quantitative Accomplishments: Goal: 50 This Year: 0 Cumulative: 0 Ratio: 0.0%
Net Expenditures: Budgeted: \$10,000.00 This Year: \$0.00 Cumulative: \$0.00 Ratio: 0.0%

Annual Narrative:

2023-2024 CAPER CDBG Activity Listing

(Activities Included in Analysis)

Identification

Project No.: 601181-23 **Jurisdiction:** Covina
Project Title: Senior Information and Referral
IDIS Number: 12310
Operating Agency: City of Covina
Subrecipient Type: Participating City
Contract Period: 7/1/2023 to 6/30/2024 **Quarter Completed:** 4
Activity Code: 05A Senior Services
National Objective: LMC Low/Mod Limited Clientele
Objective: Suitable Living Environment **Outcome:** Availability/Accessibility

Project Summary

This continuing program assists seniors (aged 55+) in locating services and resources needed to maintain independent living. It provides a one-stop service for seniors including legal assistance, transportation, health awareness, tax preparation, and renter tax rebate information.

Accomplishments and Net Expenditures

Priority Need: CD - Senior Programs
Performance Indicator: People (General)
Quantitative Accomplishments: Goal: 60 This Year: 36 Cumulative: 36 Ratio: 60.0%
Net Expenditures: Budgeted: \$10,000.00 This Year: \$10,000.00 Cumulative: \$10,000.00 Ratio: 100.0%

Annual Narrative:

There is a total of 3,718 phone contacts and 4,320 office contacts this fiscal year. The increase in office contacts grew significantly as a direct result of adding 29 new social programs. The seniors enjoy the social activities programs offered at the Senior Community Center, which brings them to inquire for more information about the various senior programs and services offered.

Direct Benefit (Race/Ethnicity):

<u>Race/Ethnicity</u>	<u>Numbers Assisted</u>
American Indian/Alaskan Native & White - Hispanic	1
Asian - Hispanic	1
Asian - Non-Hispanic	2
Black/African American & White - Hispanic	1
Black/African American - Non-Hispanic	2
Other Race - Hispanic	3
Other Race - Non-Hispanic	2
White - Hispanic	9
White - Non-Hispanic	15
Total	36

Direct Benefit (Income):

<u>Income Level</u>	<u>Numbers Assisted</u>
Moderate	36
Total	36

Quarter: 1 **Accomplishment Quantity:** 14

2023-2024 CAPER CDBG Activity Listing

(Activities Included in Analysis)

Accomplishment Narrative:

The Fitness Center, Senior Health Fair and the fall classes offered at the Senior and Community Center allowed for participants to become aware of and gain access to additional service information offered through the Senior Information and Referral Program.

In Quarter 1, program staff made the following phone contacts: 224 in July; 294 in August; and 272 in September. A total of 790 phone contacts were made during the reporting period. In addition, program staff made 1,009 office contacts over the same period of time. The total clients served this quarter is 16. 2 of the 16 will get reported next quarter.

Quarter: 2 **Accomplishment Quantity:** 13

Accomplishment Narrative:

In Quarter 2, program staff made the following phone contacts: 345 in October; 265 in November; and 165 in December. A total of 775 phone contacts were made during the reporting period. In addition, program staff made 859 office contacts over the same period of time. The total clients served this quarter is 13 (2 of the 13 were clients served in quarter 1). Although the fitness center is open at the Senior and Community Center, less seniors are going in for referral services due to the holidays.

Quarter: 3 **Accomplishment Quantity:** 9

Accomplishment Narrative:

In Quarter 3, program staff made the following phone contacts: 338 in January; 291 in February; and 361 in March. A total of 990 phone contacts were made during the reporting period. In addition, program staff made 1,106 office contacts over the same period of time. The total clients served this quarter is 9. The seniors assisted were provided with information and referrals for many services including tax preparation, financial and Social Security seminars, Medicare, blood pressure and glucose screenings, exercise programs and classes, and a variety of discount programs available to seniors.

Quarter: 4 **Accomplishment Quantity:** 0

Accomplishment Narrative:

In Quarter 4, program staff made the following phone contacts: 384 in April; 380 in May; and 399 in June. A total of 1,163 phone contacts were made during the reporting period. In addition, program staff made 1,352 office contacts over the same time. The total number of clients served this quarter is 12, but were not entered into the system by the deadline. The seniors assisted were provided with information and referrals for many services including tax preparation, 12 new social programs, and 16 new activities available to seniors.

2023-2024 CAPER CDBG Activity Listing

(Activities Included in Analysis)

Identification

Project No.: 601181-24 **Jurisdiction:** Covina
Project Title: Senior Information and Referral
IDIS Number:
Operating Agency: City of Covina
Subrecipient Type: Participating City
Contract Period: 7/1/2024 to 6/30/2025
Activity Code: 05A Senior Services
National Objective: LMC Low/Mod Limited Clientele
Objective: Suitable Living Environment **Outcome:** Availability/Accessibility

Project Summary

This continuing program assists seniors (aged 55+) in locating services and resources needed to maintain independent living. It provides a one-stop service for seniors including legal assistance, transportation, health awareness, tax preparation, and renter tax rebate information.

Accomplishments and Net Expenditures

Priority Need: CD - Senior Programs
Performance Indicator: People (General)
Quantitative Accomplishments: Goal: 60 This Year: 0 Cumulative: 0 Ratio: 0.0%
Net Expenditures: Budgeted: \$10,000.00 This Year: \$0.00 Cumulative: \$0.00 Ratio: 0.0%

Annual Narrative:

2023-2024 CAPER CDBG Activity Listing

(Activities Included in Analysis)

Identification

Project No.: 601198-23 **Jurisdiction:** Covina
Project Title: Senior Nutrition
IDIS Number: 12313
Operating Agency: City of Covina
Subrecipient Type: Participating City
Contract Period: 7/1/2023 to 6/30/2024 **Quarter Completed:** 4
Activity Code: 05A Senior Services
National Objective: LMC Low/Mod Limited Clientele
Objective: Suitable Living Environment **Outcome:** Availability/Accessibility

Project Summary

This continuing program, through partnership with YWCA San Gabriel Valley, provides noon meals to seniors (aged 60+). This program also provides for an on-site senior nutrition manager in consultation with a dietary consultant.

Accomplishments and Net Expenditures

Priority Need: CD - Senior Programs
Performance Indicator: People (General)
Quantitative Accomplishments: Goal: 100 This Year: 181 Cumulative: 181 Ratio: 181.0%
Net Expenditures: Budgeted: \$10,000.00 This Year: \$10,000.00 Cumulative: \$10,000.00 Ratio: 100.0%

Annual Narrative:

The Nutrition program served a total of 8,628 meals this year. An additional 700 frozen meals were sent home with seniors to stock their freezers for weekend meal needs in June. This program has nearly reached the pre-pandemic numbers. The information on the Nutrition Program is reaching more and more seniors.

Direct Benefit (Race/Ethnicity):

<u>Race/Ethnicity</u>	<u>Numbers Assisted</u>
American Indian/Alaskan Native & Black/African American - Hispanic	2
American Indian/Alaskan Native & White - Hispanic	2
American Indian/Alaskan Native - Hispanic	3
American Indian/Alaskan Native - Non-Hispanic	1
Asian - Hispanic	3
Asian - Non-Hispanic	29
Asian and White - Hispanic	1
Black/African American & White - Hispanic	2
Black/African American & White - Non-Hispanic	1
Black/African American - Non-Hispanic	3
Native Hawaiian/Other Pacific Islander - Hispanic	1
Native Hawaiian/Other Pacific Islander - Non Hispanic	2
Other Race - Hispanic	28
Other Race - Non-Hispanic	2
White - Hispanic	56
White - Non-Hispanic	45
Total	181

Direct Benefit (Income):

2023-2024 CAPER CDBG Activity Listing

(Activities Included in Analysis)

<u>Income Level</u>	<u>Numbers Assisted</u>
Moderate	181
Total	181

Quarter: 1 **Accomplishment Quantity:** 104

Accomplishment Narrative:

On July 10, the Senior Nutrition Program transitioned to an in-person dining program. The in-person dining program offers milk and a hot, prepared meal indoors, 4 days a week, Monday-Thursday, at 12pm. On July 28, the Nutrition Program began serving meals 5 days a week, Monday – Friday. There is continued interest in the program, however there are participants that find it difficult to attend in-person. In Quarter 1, the program served a total of 1,662 meals: 422 in July; 667 in August; and 573 in September. The total clients served during this quarter is 108 clients.

Quarter: 2 **Accomplishment Quantity:** 28

Accomplishment Narrative:

The Senior Nutrition Program serves in-person meals 5 days a week, Monday – Friday at the Covina Senior Community Center. In Quarter 2, the program served a total of 1,912 meals: 729 in October; 632 in November; and 551 in December. The total clients served during this quarter is 28 clients (with 3 out of 28 clients from Quarter 1).

Quarter: 3 **Accomplishment Quantity:** 49

Accomplishment Narrative:

The Senior Nutrition Program serves in-person meals 5 days a week, Monday – Friday at the Covina Senior Community Center. In Quarter 3, the program served a total of 2,170 meals: 672 in January; 718 in February; and 780 in March. The total clients served during this quarter is 49 clients. Since pre-registration for meals are not required this quarter, there has been an increase in meals served. Frozen meals were available to reheat and serve at the center for days when daily meals run out.

Quarter: 4 **Accomplishment Quantity:** 0

Accomplishment Narrative:

The Senior Nutrition Program serves in-person meals 5 days a week, Monday – Friday at the Covina Senior Community Center. In Quarter 4, the program served a total of 2,884 meals: 850 in April; 1,014 in May; and 1,020 in June. The total clients served during this quarter is 48 clients, but did not get entered into the system by the deadline. Additionally, 700 frozen meals were served this quarter.

2023-2024 CAPER CDBG Activity Listing

(Activities Included in Analysis)

Identification

Project No.: 601198-24 **Jurisdiction:** Covina
Project Title: Senior Nutrition
IDIS Number:
Operating Agency: City of Covina
Subrecipient Type: Participating City
Contract Period: 7/1/2024 to 6/30/2025
Activity Code: 05A Senior Services
National Objective: LMC Low/Mod Limited Clientele
Objective: Suitable Living Environment **Outcome:** Availability/Accessibility

Project Summary

This continuing program, through partnership with YWCA San Gabriel Valley, provides noon meals to seniors (aged 60+). This program also provides for an on-site senior nutrition manager in consultation with a dietary consultant.

Accomplishments and Net Expenditures

Priority Need: CD - Senior Programs
Performance Indicator: People (General)
Quantitative Accomplishments: Goal: 250 This Year: 0 Cumulative: 0 Ratio: 0.0%
Net Expenditures: Budgeted: \$10,000.00 This Year: \$0.00 Cumulative: \$0.00 Ratio: 0.0%

Annual Narrative:

2023-2024 CAPER CDBG Activity Listing
(Activities Included in Analysis)

Cudahy

2023-2024 CAPER CDBG Activity Listing

(Activities Included in Analysis)

Identification

Project No.: 602661-23 **Jurisdiction:** Cudahy
Project Title: ADA Door Installation Project
IDIS Number: 12488
Operating Agency: City of Cudahy
Subrecipient Type: Participating City
Contract Period: 1/23/2024 to 6/30/2025 **Quarter Completed:** 4
Activity Code: 03E Neighborhood Facilities
National Objective: LMC Low/Mod Limited Clientele
Objective: Suitable Living Environment **Outcome:** Availability/Accessibility

Project Summary

The new project provides for the removal of access barriers through the design and construction of ramps and other auxiliary features, and the installation of automatic entrance doors at two public facilities. The disabled population for this project is 1,629.

Accomplishments and Net Expenditures

Priority Need: CD - Public Facilities
Performance Indicator: Public Facilities
Quantitative Accomplishments: Goal: 2 This Year: 0 Cumulative: 0 Ratio: 0.0%
Net Expenditures: Budgeted: \$244,800.00 This Year: \$5,269.00 Cumulative: \$5,269.00 Ratio: 2.2%

Annual Narrative:

During FY 23-24, the City successfully went out to bid for the project scope, however, the project estimates were higher than the original amount estimates. As such, the City rescoped the project to remove work to accommodate the budget.

Quarter: 3 **Accomplishment Quantity:** 0

Accomplishment Narrative:

The project is under way and the City is in negotiations with the contractor.

Quarter: 4 **Accomplishment Quantity:** 0

Accomplishment Narrative:

During Q4, City staff worked on re-scoping the scope of work and restarting the bidding process.

2023-2024 CAPER CDBG Activity Listing

(Activities Included in Analysis)

Identification

Project No.: D96168-23 **Jurisdiction:** Cudahy
Project Title: Business Assistance Program
IDIS Number: 12381
Operating Agency: City of Cudahy
Subrecipient Type: Participating City
Contract Period: 7/1/2023 to 6/30/2024 **Quarter Completed:** 4
Activity Code: 18B ED Direct: Technical Assistance
National Objective: LMA Low/Mod Area
Objective: Creating Economic Opportunity **Outcome:** Sustainability

Project Summary

This continuing project provides funds to assist existing and potential new business owners in retaining, expanding, or opening a business in the City of Cudahy that provides goods and services to the low- and moderate-income residents. The Program offers assistance with completing applications for permits and business licenses and provides technical assistance through one-on-one consultations, trainings, and workshops to address the needs of the city's business community.

Accomplishments and Net Expenditures

Priority Need: CD - Economic Development
Performance Indicator: Businesses
Quantitative Accomplishments: Goal: 28 This Year: 179 Cumulative: 179 Ratio: 639.3%
Net Expenditures: Budgeted: \$43,403.00 This Year: \$38,752.00 Cumulative: \$38,752.00 Ratio: 89.3%

Annual Narrative:

The Business Assistance Program assisted a total of 146 businesses. The technical assistance included assisting new businesses apply and become familiar with the business license requirements, in addition to referral services to other programs.

Quarter: 1 **Accomplishment Quantity:** 47

Accomplishment Narrative:

In Quarter 1, the program assisted a total of 47 businesses by providing the following services: guidance on how and where to obtain various permits and fictitious name statements, disseminating appropriate and requested forms, and guidance on licenses and fees.

Quarter: 2 **Accomplishment Quantity:** 60

Accomplishment Narrative:

In Quarter 2, the program assisted a total of 60 businesses by providing the following services: guidance on how and where to obtain various permits and fictitious name statements, disseminating appropriate and requested forms, and guidance on licenses and fees.

Quarter: 3 **Accomplishment Quantity:** 39

Accomplishment Narrative:

In Quarter 3, the program assisted a total of 39 businesses by providing the following services: guidance on how and where to obtain various permits and fictitious name statements, disseminating appropriate and requested forms, and guidance on licenses and fees.

Quarter: 4 **Accomplishment Quantity:** 33

Accomplishment Narrative:

2023-2024 CAPER CDBG Activity Listing

(Activities Included in Analysis)

In Quarter 4, the program assisted a total of 33 businesses by providing the following services: guidance on how and where to obtain various permits and fictitious name statements, disseminating appropriate and requested forms, and guidance on licenses and fees. Further, during this quarter the City also assisted businesses who were interested in location to Cudahy.

2023-2024 CAPER CDBG Activity Listing

(Activities Included in Analysis)

Identification

Project No.: D96168-24 **Jurisdiction:** Cudahy
Project Title: Business Assistance Program
IDIS Number:
Operating Agency: City of Cudahy
Subrecipient Type: Participating City
Contract Period: 7/1/2024 to 6/30/2025
Activity Code: 18B ED Direct: Technical Assistance
National Objective: LMA Low/Mod Area
Objective: Creating Economic Opportunity **Outcome:** Sustainability

Project Summary

This continuing project provides assistance to existing and potential new business owners in retaining, expanding, or opening a business in the City of Cudahy that provides goods and services to the low- and moderate-income residents. This includes one-to-one consultations, trainings, and workshops that address the needs of the city's business community.

Accomplishments and Net Expenditures

Priority Need: CD - Economic Development
Performance Indicator: Businesses
Quantitative Accomplishments: Goal: 28 This Year: 0 Cumulative: 0 Ratio: 0.0%
Net Expenditures: Budgeted: \$46,224.00 This Year: \$0.00 Cumulative: \$0.00 Ratio: 0.0%

Annual Narrative:

2023-2024 CAPER CDBG Activity Listing

(Activities Included in Analysis)

Identification

Project No.: 602616-23 **Jurisdiction:** Cudahy
Project Title: Camp Commerce
IDIS Number: 12365
Operating Agency: City of Cudahy
Subrecipient Type: Participating City
Contract Period: 7/1/2023 to 6/30/2024 **Quarter Completed:** 1
Activity Code: 05D Youth Services
National Objective: LMC Low/Mod Limited Clientele
Objective: Suitable Living Environment **Outcome:** Availability/Accessibility

Project Summary

This program provides low-income Cudahy youth opportunities to participate in recreational activities by providing funding for enrollment fees for a summer camp. The program is available to all low-income youth residing in the City. Camp activities are focused on youth development and outdoor activities.

Accomplishments and Net Expenditures

Priority Need: CD - Youth Programs
Performance Indicator: People (General)
Quantitative Accomplishments: Goal: 60 This Year: 7 Cumulative: 7 Ratio: 11.7%
Net Expenditures: Budgeted: \$13,574.00 This Year: \$8,400.00 Cumulative: \$8,400.00 Ratio: 61.9%

Annual Narrative:

The City executed a contract with the City of Commerce to operate "Camp Commerce," a weekend camp retreat from July 21 to July 23. The City provided 7 low-income Cudahy youth with summer camp recreational activities.

Direct Benefit (Race/Ethnicity):

<u>Race/Ethnicity</u>	<u>Numbers Assisted</u>
White - Hispanic	6
White - Non-Hispanic	1
Total	7

Direct Benefit (Income):

<u>Income Level</u>	<u>Numbers Assisted</u>
Extremely Low	3
Low	3
Moderate	1
Total	7

Quarter: 1 **Accomplishment Quantity:** 7

Accomplishment Narrative:

This program assisted 7 low-income Cudahy youths with an opportunity to participate in recreational activities by providing funding for enrollment fees for a summer camp.

2023-2024 CAPER CDBG Activity Listing

(Activities Included in Analysis)

Identification

Project No.: 602616-24 **Jurisdiction:** Cudahy
Project Title: Camp Commerce
IDIS Number:
Operating Agency: City of Cudahy
Subrecipient Type: Participating City
Contract Period: 7/1/2024 to 6/30/2025
Activity Code: 05D Youth Services
National Objective: LMC Low/Mod Limited Clientele
Objective: Suitable Living Environment **Outcome:** Availability/Accessibility

Project Summary

This program provides low-income Cudahy youth opportunities to participate in recreational activities by providing funding for enrollment fees for a summer camp. The program is available to all low-income youth residing in the City. Camp activities are focused on youth development and outdoor activities.

Accomplishments and Net Expenditures

Priority Need: CD - Youth Programs
Performance Indicator: People (General)
Quantitative Accomplishments: Goal: 30 This Year: 0 Cumulative: 0 Ratio: 0.0%
Net Expenditures: Budgeted: \$10,000.00 This Year: \$0.00 Cumulative: \$0.00 Ratio: 0.0%

Annual Narrative:

2023-2024 CAPER CDBG Activity Listing

(Activities Included in Analysis)

Identification

Project No.: 602611-22 **Jurisdiction:** Cudahy
Project Title: Clara & Lugo Park Signage Project
IDIS Number: 12268
Operating Agency: City of Cudahy
Subrecipient Type: Participating City
Contract Period: 3/7/2023 to 6/30/2024 **Quarter Completed:** 3
Activity Code: 03Z Public Facilities and Improvements
National Objective: LMA Low/Mod Area
Objective: Suitable Living Environment **Outcome:** Sustainability

Project Summary

This project provides for the purchase and installation of electronic signs to be used to disseminate public information in low-to moderate-income areas. The project will benefit residents in the following Census tracts: 5344.04 and 5344.05.

Accomplishments and Net Expenditures

Priority Need: CD - Public Facilities
Performance Indicator: People (General)
Quantitative Accomplishments: Goal: 6,400 This Year: 6,400 Cumulative: 6,400 Ratio: 100.0%
Net Expenditures: Budgeted: \$136,204.00 This Year: \$116,387.00 Cumulative: \$116,387.00 Ratio: 85.5%

Annual Narrative:

The marquee signs at Clara Park and Lugo Park were fully installed on November 15, 2023. Both signs are fully functional and operate as an outreach and informational method for our community. This project was closed out on February 29, 2024, when the file review was conducted.

Quarter: 1 **Accomplishment Quantity:** 0

Accomplishment Narrative:

The vendor to install the marquee signs was awarded on October 3, 2023 and official notice of contract award was issued on October 10, 2023. Construction is expected to begin the end of October 2023/early November 2023.

Quarter: 2 **Accomplishment Quantity:** 0

Accomplishment Narrative:

The contract for the Marquee Sign Replacement Project at Lugo Park and Clara Park was awarded on October 3, 2023. Installation for the electronic marquee signs at both parks began on November 1, 2023 and were completed on November 15, 2023.

Quarter: 3 **Accomplishment Quantity:** 6,400

Accomplishment Narrative:

The contract for the Marquee Sign Replacement Project at Lugo Park and Clara Park was awarded on October 3, 2023. Installation for the electronic marquee signs at both parks began on November 1, 2023 and were completed on November 15, 2023. The request for CDBG construction project file review was submitted on February 7, 2024. The file review took place at Cudahy City Hall on February 29, 2024.

2023-2024 CAPER CDBG Activity Listing

(Activities Included in Analysis)

Identification

Project No.: 602565-22 **Jurisdiction:** Cudahy
Project Title: Clara Street Expansion Park Restroom Improvements
IDIS Number: 12227
Operating Agency: City of Cudahy
Subrecipient Type: Participating City
Contract Period: 8/30/2022 to 6/30/2024 **Quarter Completed:** 1
Activity Code: 03F Parks, Recreational Facilities
National Objective: LMA Low/Mod Area
Objective: Suitable Living Environment **Outcome:** Sustainability

Project Summary

This new project will rehabilitate an outdoor public restroom at Clara Expansion Park. Rehabilitation includes demolition, installation of new plumbing, replacement of the partitions, doors, and plumbing fixtures including sinks, toilets, and urinals, painting (including graffiti resistant coating), and ADA compliance improvements.

The facility is located at 4835 Clara Street, Cudahy, CA 90201.

Accomplishments and Net Expenditures

Priority Need: CD - Public Facilities
Performance Indicator: Public Facilities
Quantitative Accomplishments: Goal: 1 This Year: 0 Cumulative: 0 Ratio: 0.0%
Net Expenditures: Budgeted: \$250,000.00 This Year: \$0.00 Cumulative: \$0.00 Ratio: 0.0%

Annual Narrative:

Funding for this project was transferred to a new CIP project activity.

Quarter: 1 **Accomplishment Quantity:** 0

Accomplishment Narrative:

Funding for this project is going to be transferred to a new CIP project activity.

2023-2024 CAPER CDBG Activity Listing

(Activities Included in Analysis)

Identification

Project No.: D96171-23 **Jurisdiction:** Cudahy
Project Title: Code Enforcement Program
IDIS Number: 12382
Operating Agency: City of Cudahy
Subrecipient Type: Participating City
Contract Period: 7/1/2023 to 6/30/2024 **Quarter Completed:** 4
Activity Code: 15 Code Enforcement
National Objective: LMA Low/Mod Area
Objective: Suitable Living Environment **Outcome:** Sustainability

Project Summary

This continuing code enforcement program aids in arresting the decline of primarily residential and neighborhood commercial businesses, low- and moderate-income areas in census tracts that have been deemed deteriorating or deteriorated in the City of Cudahy.

The following are the most common violations addressed through this CDBG-funded activity: trash or debris, overgrown vegetation, abandoned equipment/vehicles, inoperable vehicles, disrepair of exterior house, farm animals on property, and dangerous, unsanitary, blighted or unsightly condition which is detrimental to health, safety or welfare of the public.

This program works in tandem with the City's CDBG-funded Single-Unit Housing Rehabilitation program.

Accomplishments and Net Expenditures

Priority Need: Housing
Performance Indicator: People (General)
Quantitative Accomplishments: Goal: 24,135 This Year: 24,135 Cumulative: 24,135 Ratio: 100.0%
Net Expenditures: Budgeted: \$204,850.00 This Year: \$181,355.00 Cumulative: \$181,355.00 Ratio: 88.5%

Annual Narrative:

During FY 23-24, 0 caller complaints were addressed, 160 friendly reminders were issued, 85 first notices were issued, 16 new cases were opened, 62 cases were closed.

Quarter: 1 **Accomplishment Quantity:** 24,135

Accomplishment Narrative:

During Quarter 1, 0 caller complaints were addressed, 44 friendly reminders were issued, 22 first notices were issued, 0 meeting with a property owner was conducted, 0 follow-up inspections were made, 0 new cases were opened, and 0 total cases were closed.

Quarter: 2 **Accomplishment Quantity:** 0

Accomplishment Narrative:

During Quarter 2, 0 caller complaints were addressed, 27 friendly reminders were issued, 23 first notices were issued, 0 meeting with a property owner was conducted, 0 follow-up inspections were made, 11 new cases were opened, and 39 total cases were closed.

Quarter: 3 **Accomplishment Quantity:** 0

Accomplishment Narrative:

During Quarter 3, 0 caller complaints were addressed, 29 friendly reminders were issued, 25 first notices were issued, 2 second notices were issued 0 meeting with a property owner was conducted, 0 follow-up inspections were made, 5 new cases were

2023-2024 CAPER CDBG Activity Listing

(Activities Included in Analysis)

opened, and 51 total cases were closed.

Quarter: 4 **Accomplishment Quantity:** 0

Accomplishment Narrative:

During Quarter 4, 0 caller complaints were addressed, 60 friendly reminders were issued, 15 first notices were issued, 0 second notices were issued, 0 meeting with a property owner was conducted, 0 follow-up inspections were made, 0 new cases were opened, and 0 total cases were closed.

2023-2024 CAPER CDBG Activity Listing

(Activities Included in Analysis)

Identification

Project No.: D96171-24 **Jurisdiction:** Cudahy
Project Title: Code Enforcement Program
IDIS Number:
Operating Agency: City of Cudahy
Subrecipient Type: Participating City
Contract Period: 7/1/2024 to 6/30/2025
Activity Code: 15 Code Enforcement
National Objective: LMA Low/Mod Area
Objective: Suitable Living Environment **Outcome:** Sustainability

Project Summary

This continuing code enforcement program aids in arresting the decline of primarily residential and neighborhood commercial businesses, low- and moderate-income areas in census tracts that have been deemed deteriorating or deteriorated in the City of Cudahy.

Accomplishments and Net Expenditures

Priority Need: Housing
Performance Indicator: People (General)
Quantitative Accomplishments: Goal: 24,135 This Year: 0 Cumulative: 0 Ratio: 0.0%
Net Expenditures: Budgeted: \$220,000.00 This Year: \$0.00 Cumulative: \$0.00 Ratio: 0.0%

Annual Narrative:

2023-2024 CAPER CDBG Activity Listing

(Activities Included in Analysis)

Identification

Project No.: 602700-24 **Jurisdiction:** Cudahy
Project Title: First Time Homebuyer Down Payment Assistance
IDIS Number: 12527
Operating Agency: City of Cudahy
Subrecipient Type: Participating City
Contract Period: 7/1/2024 to 6/30/2025
Activity Code: 13 Direct Homeownership Assistance
National Objective: LMH Low/Mod Housing
Objective: Decent Housing **Outcome:** Affordability

Project Summary

The program provides down payment and/or closing cost assistance of \$50,000 or up to 15% of the purchase price, whichever is less. The program provides financial assistance in the form of a direct forgivable loan to income-qualified applicants in Cudahy.

Accomplishments and Net Expenditures

Priority Need: Housing
Performance Indicator: Households (General)
Quantitative Accomplishments: Goal: 3 This Year: 0 Cumulative: 0 Ratio: 0.0%
Net Expenditures: Budgeted: \$150,000.00 This Year: \$0.00 Cumulative: \$0.00 Ratio: 0.0%

Annual Narrative:

2023-2024 CAPER CDBG Activity Listing

(Activities Included in Analysis)

Identification

Project No.: 602496-23 **Jurisdiction:** Cudahy
Project Title: Graffiti Abatement Program
IDIS Number: 12344
Operating Agency: City of Cudahy
Subrecipient Type: Participating City
Contract Period: 7/1/2023 to 6/30/2024 **Quarter Completed:** 4
Activity Code: 05I Crime Awareness/Prevention
National Objective: LMA Low/Mod Area
Objective: Suitable Living Environment **Outcome:** Sustainability

Project Summary

This program provides funding to remove graffiti from public right-of-way areas and on private property where the graffiti is visible from the public right-of-ways. The graffiti removal program consists of covering graffiti with paint or "water-blasting" curbs, sidewalks, streets, walls and trees, and removing debris.

Accomplishments and Net Expenditures

Priority Need: CD - Anti-Crime
Performance Indicator: People (General)
Quantitative Accomplishments: Goal: 26,820 This Year: 26,820 Cumulative: 26,820 Ratio: 100.0%
Net Expenditures: Budgeted: \$52,902.00 This Year: \$26,761.00 Cumulative: \$26,761.00 Ratio: 50.6%
Square Feet of Graffiti Removed: 22,579

Annual Narrative:

In FY 23-24, the City abated a total of 22579 sq. ft. of graffiti

Quarter: 1 **Accomplishment Quantity:** 0

Accomplishment Narrative:

For Quarter 1, a total of 0 square feet of graffiti was abated throughout the City.

Quarter: 2 **Accomplishment Quantity:** 0

Accomplishment Narrative:

For Quarter 2, City staff conducted window surveys to identify highly visible areas. Through this work, City staff was able to work on preparing ESRs to continue graffiti abatement.

Quarter: 3 **Accomplishment Quantity:** 26,820

Accomplishment Narrative:

For Quarter 3, a total of 4850 square feet of graffiti was abated throughout the City.

Quarter: 4 **Accomplishment Quantity:** 0

Accomplishment Narrative:

During Quarter 3, the City abated 17,729 square feet of graffiti.

2023-2024 CAPER CDBG Activity Listing

(Activities Included in Analysis)

Identification

Project No.: 602693-24 **Jurisdiction:** Cudahy
Project Title: Owner-Occupied Housing Rehabilitation
IDIS Number: 12506
Operating Agency: City of Cudahy
Subrecipient Type: Participating City
Contract Period: 7/1/2024 to 6/30/2025
Activity Code: 14A Rehabilitation: Single-Unit Residential
National Objective: LMH Low/Mod Housing
Objective: Decent Housing **Outcome:** Affordability

Project Summary

This project offers grants up to \$20,000 each for single-family homes, up to \$30,000 for multi-family homes and \$15,000 for mobile homes affixed to a foundation and part of the city's permanent housing stock. Grants are designed to assist low- and moderate-income households with the repair or rehabilitation of owner-occupied units.

Accomplishments and Net Expenditures

Priority Need: Housing
Performance Indicator: Housing Units
Quantitative Accomplishments: Goal: 2 This Year: 0 Cumulative: 0 Ratio: 0.0%
Net Expenditures: Budgeted: \$52,648.00 This Year: \$0.00 Cumulative: \$0.00 Ratio: 0.0%

Annual Narrative:

2023-2024 CAPER CDBG Activity Listing

(Activities Included in Analysis)

Identification

Project No.: D96166-23 **Jurisdiction:** Cudahy
Project Title: Single-Unit Housing Rehabilitation
IDIS Number: 12380
Operating Agency: City of Cudahy
Subrecipient Type: Participating City
Contract Period: 7/1/2023 to 6/30/2024 **Quarter Completed:** 4
Activity Code: 14A Rehabilitation: Single-Unit Residential
National Objective: LMH Low/Mod Housing
Objective: Decent Housing **Outcome:** Affordability

Project Summary

This continuing project offers loans up to \$20,000 each for single-family homes, below market interest rate loans (no maximum amount and interest rates from 3% to 6%), and emergency grants up to \$1,500. Grants and loans may be used in combination and are designed to assist low- and moderate-income households with the repair or rehabilitation of owner-occupied units. Mobile home units affixed to a foundation and part of the city's permanent housing stock are only assisted through the grant program.

Rehabilitation services may include the following: sand-blasting, re-siding, re-stuccoing, dry-walling, plastering, painting, flooring, roofing, rain gutters and down spouts; repair/replacement of windows, doors, dilapidated garage doors, screens, heating systems, electrical systems and plumbing, kitchen and bathroom rehabilitation including replacement of principal fixtures, installation of safety devices such as smoke alarms, locks and security doors/screens, energy saving measures, handicapped accessibility modifications, lead and asbestos testing and abatement, and other eligible CDBG residential rehabilitation activities.

This program may also include the following when incidental to other rehabilitation work being completed: sidewalks, driveways and walkways, repair of existing fencing, landscaping and sprinkler(s) (i.e., replace broken sprinkler that was damaged during the repair of other work, such as a driveway).

Accomplishments and Net Expenditures

Priority Need: Housing
Performance Indicator: Housing Units
Quantitative Accomplishments: Goal: 5 This Year: 1 Cumulative: 1 Ratio: 20.0%
Net Expenditures: Budgeted: \$22,505.00 This Year: \$22,220.00 Cumulative: \$22,220.00 Ratio: 98.7%

Annual Narrative:

For Fiscal Year 2023-2024 the Single-Unit Housing Rehab program had:

- one (1) project completed & recorded in the LACDA portal, and
- six (6) interest forms submitted.

The City is changing the program from Single-Unit Housing Rehabilitation Program to Owner-Occupied Housing Rehabilitation Program for Fiscal Year 24-25.

Direct Benefit (Race/Ethnicity):

<u>Race/Ethnicity</u>	<u>Owners</u>	<u>Renters</u>
White - Hispanic	1	0
Total	1	0

Direct Benefit (Income):

<u>Income Level</u>	<u>Owners</u>	<u>Renters</u>
Extremely Low	1	0

2023-2024 CAPER CDBG Activity Listing

(Activities Included in Analysis)

Total 1 0

Housing Detail:

<u>Street Address</u>	<u>City</u>	<u>State</u>	<u>Zip</u>	<u>Rent/Own</u>	<u>Income Level</u>	<u>Expenditures</u>
7731 Otis Avenue	Cudahy	CA	90201	Owners	Extremely Low	\$20,000

Total Number of Housing Units Assisted : 1

Housing Data:

<u>Category</u>	<u>Homeowners</u>	<u>Renters</u>
3) Total units occupied by elderly (62 years or older):	1	0

Lead Paint Detail:

Number of housing units constructed before 1978	0
Exempt: Housing construction 1978 or later	0
Exempt: No paint disturbed	1
Otherwise exempt	0

Lead Hazard Remediation Actions:

Lead Safe Work Practices (Hard costs <= \$5,000)	0
Interim Controls or Standard Practices (Hard costs \$5,000 - \$25,000)	0
Abatement (Hard costs > \$25,000)	0

Grants/Loans:

<u>Quarter</u>	<u>Grants</u>	<u>Loans</u>
3	1	0
Total	1	0

Quarter: 1 **Accomplishment Quantity:** 0

Accomplishment Narrative:

For Quarter 1, the City has the following to report:

- 2 Interest Forms was received,
- 1 Applicant decided to withdraw their application,
- 1 Application was received, and
- 1 Lead and Asbestos testing was conducted.

Quarter: 2 **Accomplishment Quantity:** 0

Accomplishment Narrative:

For Quarter 2, the City has the following to report:

- 1 Interest Form was received, and
- 1 project was completed but will be counted in 3 QPR. The final inspection by the City Building inspector was conducted on 12/19/23 and the inspector approved the work. The staff inspection was conducted on 12/21/23. Upon walk through of the property, new wood installed on the roof was not painted. As such, contractor was contacted. The Contractor stated she will be painting the newly installed wood on 12/23/23. Once the new wood is painted the homeowner will sign the notice of acceptance. Contractor painted new wood and homeowner approved contractor's payment. Final touches were inspected on 1/3/24 and homeowner approved contractor's payment.

Quarter: 3 **Accomplishment Quantity:** 1 **Female-Headed Households:** 1

Accomplishment Narrative:

For Quarter 3, the City has the following to report:

- 3 Interest Forms was received, and
- 1 project was completed.

Quarter: 4 **Accomplishment Quantity:** 0

Accomplishment Narrative:

2023-2024 CAPER CDBG Activity Listing

(Activities Included in Analysis)

For Quarter 4, the City has the following to report:

- No Interest Forms were received.

2023-2024 CAPER CDBG Activity Listing
(Activities Included in Analysis)

Culver City

2023-2024 CAPER CDBG Activity Listing

(Activities Included in Analysis)

Identification

Project No.: 602467-22 **Jurisdiction:** Culver City
Project Title: ADA Sidewalk and Curb Ramp Transition Project
IDIS Number: 12076
Operating Agency: City of Culver City
Subrecipient Type: Participating City
Contract Period: 7/1/2022 to 6/30/2024 **Quarter Completed:** 3
Activity Code: 03L Sidewalks
National Objective: LMC Low/Mod Limited Clientele
Objective: Suitable Living Environment **Outcome:** Availability/Accessibility

Project Summary

This new project provides for the removal of architectural and material barriers, such as sidewalk bollards, uplifted, cracked, narrow sidewalks and panels, lack of curb ramps, through the design and construction of curb ramps, replacement sidewalk panels, tree root trimming, placement of tree root well grates and relocation of utility poles to provide clear paths of travel for the elderly and severely disabled adult residents of Culver City.

Accomplishments and Net Expenditures

Priority Need: Special Needs/Non-Homeless
Performance Indicator: People (General)
Quantitative Accomplishments: Goal: 3,069 This Year: 3,069 Cumulative: 3,069 Ratio: 100.0%
Net Expenditures: Budgeted: \$173,577.00 This Year: \$173,577.00 Cumulative: \$173,577.00 Ratio: 100.0%

Annual Narrative:

Project was completed and clearance letter was issued.

Quarter: 1 **Accomplishment Quantity:** 3,069

Accomplishment Narrative:

Project began construction 7/5/23 by Concept Consultants and was completed by mid-September 2023. Uplifted sidewalk was removed and reconstructed around Tellefson Park, and along Hannum Ave & Slauson Ave. The trees and tree roots causing the uplift were trimmed or removed to mitigate future sidewalk uplift. A labor compliance file review will be scheduled to close out the project.

Quarter: 2 **Accomplishment Quantity:** 0

Accomplishment Narrative:

Project began and construction was completed in Q1 2023. Request for file review for project closeout has been submitted. We are waiting for a time/date for virtual file review.

Quarter: 3 **Accomplishment Quantity:** 0

Accomplishment Narrative:

Project was completed and clearance letter was issued.

2023-2024 CAPER CDBG Activity Listing

(Activities Included in Analysis)

Identification

Project No.: 602297-21 **Jurisdiction:** Culver City
Project Title: ADA Transition Plan Sidewalk Repairs/Curb Ramps Project 2021
IDIS Number: 11932
Operating Agency: City of Culver City
Subrecipient Type: Participating City
Contract Period: 7/14/2021 to 6/30/2024 **Quarter Completed:** 3
Activity Code: 03L Sidewalks
National Objective: LMC Low/Mod Limited Clientele
Objective: Suitable Living Environment **Outcome:** Availability/Accessibility

Project Summary

This project provides funding for the removal of material barriers resulting from uneven or damaged sidewalks with gaps, cracks, root damage or other tripping hazards, to provide an accessible, unobstructed path of travel for severely disabled adults and elderly persons. It funds the ADA TP for thirty-eight (38) additional sidewalk uplift repairs that are not compliant with current ADA standards. This project also provides funding to the ADA TP for seven (7) additional curb ramp repairs and for construction of a concrete walkway at Coombs Park to provide ADA access to the park.

Accomplishments and Net Expenditures

Priority Need: Special Needs/Non-Homeless
Performance Indicator: People (General)
Quantitative Accomplishments: Goal: 3,532 This Year: 3,532 Cumulative: 3,532 Ratio: 100.0%
Net Expenditures: Budgeted: \$103,100.00 This Year: \$86,700.00 Cumulative: \$86,700.00 Ratio: 84.1%

Annual Narrative:

Project was completed last year and clearance letter was issued.

Quarter: 1 **Accomplishment Quantity:** 3,532

Accomplishment Narrative:

Project began construction 7/5/23 by Concept Consultants and was completed by the end of August 2023. Sidewalk was constructed in Coombs park, with added ADA ramps for access to and through the park. In addition, uplifted sidewalk was removed and reconstructed at 20 addresses across 5 neighborhoods in Culver City. A labor compliance file review will be scheduled to close out the project.

Quarter: 2 **Accomplishment Quantity:** 0

Accomplishment Narrative:

Project began and construction was completed in Q1 2023. Request for file review for project closeout has been submitted. We are waiting for a time/date for virtual file review.

Quarter: 3 **Accomplishment Quantity:** 0

Accomplishment Narrative:

Project was completed last year and clearance letter was issued.

2023-2024 CAPER CDBG Activity Listing

(Activities Included in Analysis)

Identification

Project No.: 602626-23 **Jurisdiction:** Culver City
Project Title: FY2023-24 Sidewalk Uplift Repair & Replacement
IDIS Number: 12422
Operating Agency: City of Culver City
Subrecipient Type: Participating City
Contract Period: 7/18/2023 to 6/30/2025
Activity Code: 03L Sidewalks
National Objective: LMC Low/Mod Limited Clientele
Objective: Suitable Living Environment **Outcome:** Availability/Accessibility

Project Summary

This new project provides for the removal of architectural and material barriers such as sidewalk bollards, uplifted, cracked, narrow sidewalks and panels; lack of curb ramps; through the removal and replacement of uplifted sidewalks and driveway approaches; parkway tree root cutting and trimming grinding; horizontal saw-cutting; and AC ramping.

Accomplishments and Net Expenditures

Priority Need: Special Needs/Non-Homeless
Performance Indicator: People (General)
Quantitative Accomplishments: Goal: 3,571 This Year: 0 Cumulative: 0 Ratio: 0.0%
Net Expenditures: Budgeted: \$162,000.00 This Year: \$0.00 Cumulative: \$0.00 Ratio: 0.0%

Annual Narrative:

The project is planned to award July 8, 2024 and construction to begin this summer.

Quarter: 1 **Accomplishment Quantity:** 0

Accomplishment Narrative:

Design for project plans and specifications started. No construction activity in this quarter.

Quarter: 2 **Accomplishment Quantity:** 0

Accomplishment Narrative:

Project is still in the design and Bid Specification preparation stage. Bid package is expected in Spring 2024.

Quarter: 3 **Accomplishment Quantity:** 0

Accomplishment Narrative:

Project bid package is planned for review in April 2024 and advertisement in May 2024. City is in communication with LACDA Contract Manager for bid package requirements.

Quarter: 4 **Accomplishment Quantity:** 0

Accomplishment Narrative:

Project specifications were completed and project was advertised for bid May 2024. The City received 4 competitive bids.

2023-2024 CAPER CDBG Activity Listing

(Activities Included in Analysis)

Identification

Project No.: 602687-24 **Jurisdiction:** Culver City
Project Title: Sawtelle Sidewalk Improvement Project 2024/2025
IDIS Number: 12622
Operating Agency: City of Culver City
Subrecipient Type: Participating City
Contract Period: 7/1/2024 to 6/30/2025
Activity Code: 03L Sidewalks
National Objective: LMC Low/Mod Limited Clientele
Objective: Suitable Living Environment **Outcome:** Availability/Accessibility

Project Summary

This project removes and replaces existing uplifted sidewalks to be ADA compliant. This includes repairs to numerous uplifted sidewalk panels citywide to make our city safer for pedestrians.

Accomplishments and Net Expenditures

Priority Need: Special Needs/Non-Homeless
Performance Indicator: People (General)
Quantitative Accomplishments: Goal: 3,571 This Year: 0 Cumulative: 0 Ratio: 0.0%
Net Expenditures: Budgeted: \$154,833.00 This Year: \$0.00 Cumulative: \$0.00 Ratio: 0.0%

Annual Narrative:

2023-2024 CAPER CDBG Activity Listing

(Activities Included in Analysis)

Identification

Project No.: D96189-23 **Jurisdiction:** Culver City
Project Title: Senior & Disabled Services Program
IDIS Number: 12423
Operating Agency: City of Culver City
Subrecipient Type: Participating City
Contract Period: 7/1/2023 to 6/30/2024 **Quarter Completed:** 4
Activity Code: 05B Services for the Disabled
National Objective: LMC Low/Mod Limited Clientele
Objective: Suitable Living Environment **Outcome:** Availability/Accessibility

Project Summary

This continuing program provides information and referrals for ride share information, housing, independent living skills, financial assistance, and assisted technology to seniors and severely disabled adult residents of Culver City.

Accomplishments and Net Expenditures

Priority Need: Special Needs/Non-Homeless
Performance Indicator: People (General)
Quantitative Accomplishments: Goal: 250 This Year: 304 Cumulative: 304 Ratio: 121.6%
Net Expenditures: Budgeted: \$28,000.00 This Year: \$27,712.00 Cumulative: \$27,712.00 Ratio: 99.0%

Annual Narrative:

Some highlights from this fiscal year include workshops on New Freedom Transportation from Los Angeles County Aging and Disabilities Department, Memory Matters from Alzheimer's Los Angeles, Wills and Trusts from Shining & Park Truth and Justice. Wellness calls were completed in the 2nd and 4th quarters to check in on members and remind them of social services that are offered. We offered tech programs for Android, computer, iPhone, and iPad users throughout the year. Socialites, Dances for the Developmentally Disabled (DDD), and doorstep events took place for persons of all abilities throughout the fiscal year.

Direct Benefit (Race/Ethnicity):

<u>Race/Ethnicity</u>	<u>Numbers Assisted</u>
American Indian/Alaskan Native - Non-Hispanic	2
Asian - Non-Hispanic	29
Black/African American - Non-Hispanic	19
Other Race - Hispanic	22
Other Race - Non-Hispanic	5
White - Hispanic	14
White - Non-Hispanic	213
Total	304

Quarter: 1 **Accomplishment Quantity:** 35

Accomplishment Narrative:

In Q1, we served 35 clients. Highlights include a Memory Loss Workshop from Alzheimer's LA held in July. Health Insurance Counseling & Advocacy Program conducted a workshop on Medicare in July. In September, A Home That Cares provided an informational workshop on residential care options for Seniors. Two Fall Prevention workshops took place in September, including one from Los Angeles County Department of Public Health. Computer classes and iPhone/iPad classes continued to be offered. Monthly dances for people with disabilities Socialites occurred in July and September, while Dances for the Developmentally Disabled occurred in August. Summer on Your Doorstep took place in August and staff dropped off summer

2023-2024 CAPER CDBG Activity Listing

(Activities Included in Analysis)

goodies to people with disabilities.

Quarter: 2 **Accomplishment Quantity:** 169

Accomplishment Narrative:

In Q2, we served 167 clients. Highlights include presentations from Stop Senior Scams and Alzheimer's Los Angeles on Healthy Brain Habits in the month of October. Apple also provided drop-in tech assistance services on October 18 and November 15 respectively. Special Service for Groups (SSG) conducted a workshop on Hoarding in November and the Health Insurance and Advocacy Program (HICAP) had a Medicare 101 workshop in November as well. We conducted wellness calls to our local members to wish them Happy Holidays and asked what services they would like to see at the Senior Center in 2024. Dances for the Developmentally Disabled took place in October and December, while Socialites took place in November. Local residents received Halloween goodies for our doorstep event in October.

Quarter: 3 **Accomplishment Quantity:** 24

Accomplishment Narrative:

In Q3, we serviced 22 clients. Highlights from the quarter include presentations on New Freedom Transportation from the Los Angeles County Aging and Disabilities Department, a collaborative session between Culver City Transportation Department and LA Metro, Fair Housing and Renting from the Housing Rights Center, Understanding and Managing COPD via Jewish Family Services, Memory Matters from Alzheimer's Los Angeles, Mobility, Ambulation, and Movement from Jewish Family Services (JFS), and a Dementia screening workshop with USC. Dial a ride and outside transportation resources were provided to clients. Resources were also provided to clients for caregivers, grief support groups, and housing. Computer, android, iPhone, and iPad classes continued to be offered.

Quarter: 4 **Accomplishment Quantity:** 76

Accomplishment Narrative:

In Q4, we served 73 new clients. We completed wellness calls to check on members and remind them of social services offered. Additional highlights from the quarter include presentations from Westmont Senior Living on life transitions, UCLA School of Dentistry provided dental advice, Breathe SoCal on Lung Cancer, Pacific Neuroscience Institute Foundation on brain healthy lifestyle behaviors, Los Angeles County Department of Public Health CPR workshop, Cedars Sinai Health Fair, Shining & Park Truth and Justice on wills and trusts, and Special Service for Groups (SSG) on hoarding. Additionally, tech services offered were inclusive of computer and Android classes, Apple classes for iPhone and iPad, drop-in tech assistance from Apple and Culver City High School students.

2023-2024 CAPER CDBG Activity Listing

(Activities Included in Analysis)

Identification

Project No.: D96189-24 **Jurisdiction:** Culver City
Project Title: Senior & Disabled Services Program
IDIS Number:
Operating Agency: City of Culver City
Subrecipient Type: Participating City
Contract Period: 7/1/2024 to 6/30/2025
Activity Code: 05B Services for the Disabled
National Objective: LMC Low/Mod Limited Clientele
Objective: Suitable Living Environment **Outcome:** Availability/Accessibility

Project Summary

This continuing program provides information and referrals for ride share information, housing, independent living skills, financial assistance, and assisted technology to seniors and severely disabled adult residents of Culver City.

Accomplishments and Net Expenditures

Priority Need: Special Needs/Non-Homeless
Performance Indicator: People (General)
Quantitative Accomplishments: Goal: 250 This Year: 0 Cumulative: 0 Ratio: 0.0%
Net Expenditures: Budgeted: \$27,202.00 This Year: \$1,687.00 Cumulative: \$1,687.00 Ratio: 6.2%

Annual Narrative:

2023-2024 CAPER CDBG Activity Listing
(Activities Included in Analysis)

Diamond Bar

2023-2024 CAPER CDBG Activity Listing

(Activities Included in Analysis)

Identification

Project No.: 602474-22 **Jurisdiction:** Diamond Bar
Project Title: Area 3 Residential Neighborhood ADA Curb Ramps Improvements Project
IDIS Number: 12057
Operating Agency: City of Diamond Bar
Subrecipient Type: Participating City
Contract Period: 7/1/2022 to 6/30/2024 **Quarter Completed:** 4
Activity Code: 03L Sidewalks
National Objective: LMC Low/Mod Limited Clientele
Objective: Suitable Living Environment **Outcome:** Availability/Accessibility

Project Summary

This new project provides for the removal of architectural and material sidewalk barriers for elderly persons and severely disabled adults and provides accessibility to existing sidewalks through the construction of curb ramps at various locations where no curb ramps or substandard curb ramps currently exist.

Accomplishments and Net Expenditures

Priority Need: Special Needs/Non-Homeless
Performance Indicator: People (General)
Quantitative Accomplishments: Goal: 3,610 This Year: 3,610 Cumulative: 3,610 Ratio: 100.0%
Net Expenditures: Budgeted: \$195,516.00 This Year: \$166,685.00 Cumulative: \$168,078.00 Ratio: 86.0%

Annual Narrative:

Bid Opening for the Area 3 Residential Neighborhood ADA Curb Ramps Improvements Project was conducted on June 9, 2023. Upon review of the proposals, a construction contract was awarded to CT and T Concrete Paving Inc., on August 3, 2023. A Pre-Construction Meeting was held on August 29, 2023 and the Notice to Proceed was issued on September 6, 2023.

The Notice of Completion was filed and recorded on December 5, 2023 for the project. A Construction Contract Compliance File Review was conducted and the LACDA's Clearance letter was issued on January 22, 2024.

CT and T Concrete Paving Inc., has completed the construction of eleven (11) new and/or upgraded curb ramps in the Area 3 residential neighborhood within the City of Diamond Bar.

Quarter: 1 **Accomplishment Quantity:** 0

Accomplishment Narrative:

A construction contract was awarded to CT and T Concrete Paving Inc., on August 3, 2023. Subsequently, a Pre-Construction Meeting was held on August 29, 2023 and the Notice to Proceed was issued on September 6, 2023. Project construction is completed.

The Certified Payroll Reports are being submitted for review. A Contract and Labor Compliance file review will be scheduled in the next quarter.

Quarter: 2 **Accomplishment Quantity:** 0

Accomplishment Narrative:

All contract and labor compliance documents have been submitted by CT and T Concrete Paving Inc., for the Prime Contractor and its Subcontractors. The Construction Project File was submitted to LACDA for review during this quarter. The project will be closed-out upon receipt of the Construction Contract Compliance File Review Clearance.

Quarter: 3 **Accomplishment Quantity:** 3,610

2023-2024 CAPER CDBG Activity Listing

(Activities Included in Analysis)

Accomplishment Narrative:

During Quarter 3, the Construction Contract Compliance File Review Clearance letter was issued on January 22, 2024. The project is 100% completed. Financial close-out is in progress.

Quarter: 4 **Accomplishment Quantity:** 0

Accomplishment Narrative:

Project financial close-out and reporting is 100% completed.

2023-2024 CAPER CDBG Activity Listing

(Activities Included in Analysis)

Identification

Project No.: 602604-23 **Jurisdiction:** Diamond Bar
Project Title: Area 4 Residential Neighborhood ADA Curb Ramps Improvements Project
IDIS Number: 12356
Operating Agency: City of Diamond Bar
Subrecipient Type: Participating City
Contract Period: 7/1/2023 to 6/30/2025
Activity Code: 03L Sidewalks
National Objective: LMC Low/Mod Limited Clientele
Objective: Suitable Living Environment **Outcome:** Availability/Accessibility

Project Summary

This new project provides for the removal of architectural and material sidewalk barriers for elderly persons and severely disabled adults and provides accessibility to existing sidewalks through the construction of curb ramps at various locations where no curb ramps or substandard curb ramps currently exist.

Accomplishments and Net Expenditures

Priority Need: Special Needs/Non-Homeless
Performance Indicator: People (General)
Quantitative Accomplishments: Goal: 4,422 This Year: 0 Cumulative: 0 Ratio: 0.0%
Net Expenditures: Budgeted: \$145,464.00 This Year: \$3,957.00 Cumulative: \$3,957.00 Ratio: 2.7%

Annual Narrative:

The Bid Specifications were submitted to LACDA on April 12, 2024. Bid Document Review was approved on April 16, 2024. Bid Opening was conducted on May 6, 2024. Upon review of the proposals, a construction contract was awarded to C J Concrete Construction, Inc., on June 26, 2024.

Additionally, a CDBG Amendment for project time extension was submitted and approved to complete the Area 4 ADA Curb Ramps Improvements Project in FY 2024-2025.

Quarter: 1 **Accomplishment Quantity:** 0

Accomplishment Narrative:

During Quarter 1, project planning for design and engineering was in progress.

Quarter: 2 **Accomplishment Quantity:** 0

Accomplishment Narrative:

During Quarter 2, project design and engineering continued to be on-going.

Quarter: 3 **Accomplishment Quantity:** 0

Accomplishment Narrative:

During Quarter 3, the completion of plans and specifications for Bid Document review was in progress. The Bid Advertisement, Bid Opening, and Award of Construction Contract will occur in the next quarter.

Quarter: 4 **Accomplishment Quantity:** 0

Accomplishment Narrative:

During Quarter 4, project design and engineering were completed. The Bid Document was submitted and approved. The project was advertised and Bid Opening was conducted on May 6, 2024. A construction contract was awarded to C J Concrete Construction Inc., on June 26, 2024. Project construction will begin in the next quarter.

2023-2024 CAPER CDBG Activity Listing

(Activities Included in Analysis)

In addition, a CDBG Amendment was approved to extend the project period to June 30, 2025.

2023-2024 CAPER CDBG Activity Listing

(Activities Included in Analysis)

Identification

Project No.: 602710-24 **Jurisdiction:** Diamond Bar
Project Title: Area 5 Residential Neighborhood ADA Curb Ramps Improvements Project
IDIS Number: 12528
Operating Agency: City of Diamond Bar
Subrecipient Type: Participating City
Contract Period: 7/1/2024 to 6/30/2025
Activity Code: 03L Sidewalks
National Objective: LMC Low/Mod Limited Clientele
Objective: Suitable Living Environment **Outcome:** Availability/Accessibility

Project Summary

This new project provides for the removal of architectural and material sidewalk barriers for elderly persons and severely disabled adults and provides accessibility to existing sidewalks through the construction of curb ramps at various locations where no curb ramps or substandard curb ramps currently exist.

Accomplishments and Net Expenditures

Priority Need: Special Needs/Non-Homeless
Performance Indicator: People (General)
Quantitative Accomplishments: Goal: 3,981 This Year: 0 Cumulative: 0 Ratio: 0.0%
Net Expenditures: Budgeted: \$168,590.00 This Year: \$0.00 Cumulative: \$0.00 Ratio: 0.0%

Annual Narrative:

2023-2024 CAPER CDBG Activity Listing

(Activities Included in Analysis)

Identification

Project No.: 600503-23 **Jurisdiction:** Diamond Bar
Project Title: Home Improvement Program
IDIS Number: 12301
Operating Agency: City of Diamond Bar
Subrecipient Type: Participating City
Contract Period: 7/1/2023 to 6/30/2024 **Quarter Completed:** 4
Activity Code: 14A Rehabilitation: Single-Unit Residential
National Objective: LMH Low/Mod Housing
Objective: Decent Housing **Outcome:** Affordability

Project Summary

This continuing Home Improvement program provides deferred loans, up to a maximum of \$30,000, to eligible low- and moderate-income homeowners for necessary and CDBG-eligible home improvements as well as to mitigate building and safety code deficiencies and violations.

Accomplishments and Net Expenditures

Priority Need: Housing
Performance Indicator: Housing Units
Quantitative Accomplishments: Goal: 4 This Year: 3 Cumulative: 3 Ratio: 75.0%
Net Expenditures: Budgeted: \$138,005.00 This Year: \$103,905.00 Cumulative: \$103,905.00 Ratio: 75.3%

Annual Narrative:

A total of three (3) owner-occupied, single-family dwelling units were rehabilitated this program year. The home improvement items included installation of kitchen cabinets, laminate countertops, kitchen plumbing including sink, faucet, garbage disposal, water supply lines, electrical, drywall, painting, laminate flooring, re-roofing, replacement of gutters, and asbestos removal.

Direct Benefit (Race/Ethnicity):

<u>Race/Ethnicity</u>	<u>Owners</u>	<u>Renters</u>
Asian - Non-Hispanic	1	0
White - Hispanic	1	0
White - Non-Hispanic	1	0
Total	3	0

Direct Benefit (Income):

<u>Income Level</u>	<u>Owners</u>	<u>Renters</u>
Low	2	0
Moderate	1	0
Total	3	0

Housing Detail:

<u>Street Address</u>	<u>City</u>	<u>State</u>	<u>Zip</u>	<u>Rent/Own</u>	<u>Income Level</u>	<u>Expenditures</u>
23720 Bower Cascade Pl.	Diamond Bar	CA	91765	Owners	Moderate	\$21,383
318 Navajo Springs Rd.	Diamond Bar	CA	91765	Owners	Low	\$29,283
1920 Morning Canyon Rd	Diamond Bar	CA	91765	Owners	Low	\$28,126

Total Number of Housing Units Assisted : 3

Housing Data:

2023-2024 CAPER CDBG Activity Listing

(Activities Included in Analysis)

<u>Category</u>	<u>Homeowners</u>	<u>Renters</u>
3) Total units occupied by elderly (62 years or older):	3	0

Lead Paint Detail:

Number of housing units constructed before 1978	0
Exempt: Housing construction 1978 or later	0
Exempt: No paint disturbed	3
Otherwise exempt	0

Lead Hazard Remediation Actions:

Lead Safe Work Practices (Hard costs <= \$5,000)	0
Interim Controls or Standard Practices (Hard costs \$5,000 - \$25,000)	0
Abatement (Hard costs > \$25,000)	0

Grants/Loans:

<u>Quarter</u>	<u>Grants</u>	<u>Loans</u>
4	0	3
Total	0	3

Quarter: 1 **Accomplishment Quantity:** 0

Accomplishment Narrative:

During Quarter 1, one (1) application was processed and approved. The application has contracts signed and work will commence on 10/10/23. Six (6) applications were mailed to interested homeowners. One (1) application has been terminated by the owner, and the others have not yet responded.

In addition, the City has sent two (2) payoff request letters.

Quarter: 2 **Accomplishment Quantity:** 0

Accomplishment Narrative:

During Quarter 2, one (1) project was completed and will be reported as an accomplishment on the next quarterly report. Five (5) applications were mailed to interested homeowners. One (1) application has been terminated by the owner, one (1) application was terminated due to income ineligibility, and the others have not yet responded.

In addition, the City sent two (2) payoff request letters.

Quarter: 3 **Accomplishment Quantity:** 0

Accomplishment Narrative:

During Quarter 3, a pre-construction meeting was conducted for one (1) project. Construction for the project will be started next month. Four (4) applications were mailed to interested homeowners, one (1) inspection is scheduled, and the other three (3) have not responded. The completed project reported on the Quarter 2 narrative will be counted as an Activity Accomplishment for the next quarter.

Additionally, the City received one (1) deferred loan repayment.

Quarter: 4 **Accomplishment Quantity:** 3 **Female-Headed Households:** 2

Accomplishment Narrative:

During Quarter 4, two (2) projects were completed. One (1) additional project completed during an earlier quarter was not counted as an accomplishment until the 4th quarterly performance report. Four (4) applications were mailed and the City is awaiting responses from interested homeowners.

2023-2024 CAPER CDBG Activity Listing

(Activities Included in Analysis)

Identification

Project No.: 600503-24 **Jurisdiction:** Diamond Bar
Project Title: Home Improvement Program
IDIS Number:
Operating Agency: City of Diamond Bar
Subrecipient Type: Participating City
Contract Period: 7/1/2024 to 6/30/2025
Activity Code: 14A Rehabilitation: Single-Unit Residential
National Objective: LMH Low/Mod Housing
Objective: Decent Housing **Outcome:** Affordability

Project Summary

This continuing Home Improvement program provides deferred loans, up to a maximum of \$30,000, to eligible low-and moderate-income homeowners for necessary and CDBG-eligible home improvements as well as to mitigate building and safety code deficiencies and violations.

Accomplishments and Net Expenditures

Priority Need: Housing
Performance Indicator: Housing Units
Quantitative Accomplishments: Goal: 5 This Year: 0 Cumulative: 0 Ratio: 0.0%
Net Expenditures: Budgeted: \$160,000.00 This Year: \$0.00 Cumulative: \$0.00 Ratio: 0.0%

Annual Narrative:

2023-2024 CAPER CDBG Activity Listing

(Activities Included in Analysis)

Identification

Project No.: D96904-23 **Jurisdiction:** Diamond Bar
Project Title: Senior Programming
IDIS Number: 12392
Operating Agency: City of Diamond Bar
Subrecipient Type: Participating City
Contract Period: 7/1/2023 to 6/30/2024 **Quarter Completed:** 4
Activity Code: 05A Senior Services
National Objective: LMC Low/Mod Limited Clientele
Objective: Suitable Living Environment **Outcome:** Availability/Accessibility

Project Summary

This continuing program provides activities and programming for elderly persons, 55 years of age and older, in the City of Diamond Bar. Activities include senior excursions, information and referral, physical mobility classes, seminars, arts and crafts, game days, and special events.

Accomplishments and Net Expenditures

Priority Need: CD - Senior Programs
Performance Indicator: People (General)
Quantitative Accomplishments: Goal: 600 This Year: 532 Cumulative: 532 Ratio: 88.7%
Net Expenditures: Budgeted: \$52,230.00 This Year: \$36,271.00 Cumulative: \$36,271.00 Ratio: 69.4%

Annual Narrative:

For the program year, the Senior Programming Project provided services to 532 seniors. A total of 42,001 client contacts were made through activities including: senior clubs; classes in exercise, drawing, painting, gardening, information technology, sewing and design; seminars and workshops; bingo games; senior excursions; and special events.

Direct Benefit (Race/Ethnicity):

<u>Race/Ethnicity</u>	<u>Numbers Assisted</u>
American Indian/Alaskan Native & Black/African American - Non-Hispanic	2
American Indian/Alaskan Native & White - Hispanic	1
American Indian/Alaskan Native & White - Non-Hispanic	1
American Indian/Alaskan Native - Hispanic	1
American Indian/Alaskan Native - Non-Hispanic	2
Asian - Hispanic	14
Asian - Non-Hispanic	391
Asian and White - Hispanic	2
Asian and White - Non-Hispanic	9
Black/African American - Non-Hispanic	7
Native Hawaiian/Other Pacific Islander - Non Hispanic	1
Other Race - Hispanic	5
Other Race - Non-Hispanic	5
White - Hispanic	36
White - Non-Hispanic	55
Total	532

Direct Benefit (Income):

<u>Income Level</u>	<u>Numbers Assisted</u>
---------------------	-------------------------

2023-2024 CAPER CDBG Activity Listing

(Activities Included in Analysis)

Moderate

532

Total

532

Quarter: 1 **Accomplishment Quantity:** 286

Accomplishment Narrative:

A total of 286 clients participated year-to-date. 9,295 client contacts were provided including:

-Senior Clubs: Diamond Bar Senior Club; Evergreen Seniors; Sunshine Seniors; Diamond Age Seniors; & Super Diamond Age. (4,552)

-Senior Classes: Drawing; Watercolor Painting; Home Gardening; Mobile Information Tech; Sewing & Design; & Healthy Aging.(2,625)

-Seminars & Workshops: Wills & Trusts; Medical & Long Term Care; The Facts About Annuities; Women & Money; Assisted Living; Medicare Advantage Plans; Good Balance; Hypertension; Long Term Care; Medicare Made Clear; Memory Loss & Alzheimer's; & Talk with the Attorney.(116)

-Other Activities: AARP; Wednesday Walkers; Summer Luau Dance; Western BBQ Dance; Disco Dance; Ice Cream Social Day; Photo Club; & Bingo.(2,002)

Quarter: 2 **Accomplishment Quantity:** 100

Accomplishment Narrative:

A total of 386 clients participated year-to-date. 9,693 client contacts were provided including:

-Senior Clubs: Diamond Bar Senior Club; Evergreen Seniors; Sunshine Seniors; Diamond Age Seniors; & Super Diamond Age. (4,917)

-Senior Classes: Drawing; Watercolor Painting; Home Gardening; Mobile Information Tech; Sewing & Design; & Healthy Aging.(2,975)

-Seminars & Workshops: Investment Basics; Holiday Blues: Wills & Trusts; Medical & Long Term Care; The Facts About Annuities; ABC's of Medicare; Navigating 2024 AEP Open Enrollment Options; Languishing; Retirement Income; & Dementia Friends.(76)

-Other Activities: AARP; Wednesday Walkers; Holiday Dance; Halloween Costume Dance; Photo Club; & Bingo.(1,725)

Quarter: 3 **Accomplishment Quantity:** 113

Accomplishment Narrative:

A total of 499 clients participated year-to-date. 11,593 client contacts were provided including:

-Senior Clubs: Diamond Bar Senior Club; Evergreen Seniors; Sunshine Seniors; Diamond Age Seniors; Super Diamond Age; and Federation of Hindus.(5,555)

-Senior Classes: Drawing; Watercolor Painting; Home Gardening; Mobile Information Tech; Sewing & Design; & Healthy Aging.(3,819)

-Seminars & Workshops: Wills & Trusts; Medical & Long-Term Care; The Facts About Annuities; Heart Health and Heart Disease; & Talk with Attorney.(39)

-Other Activities: AARP; Wednesday Walkers; Valentine's Dance; St. Patrick's Dance; Fantasy Springs Casino Excursion; Photo Club; & Bingo.(2,180)

Quarter: 4 **Accomplishment Quantity:** 33

Accomplishment Narrative:

2023-2024 CAPER CDBG Activity Listing

(Activities Included in Analysis)

A total of 532 clients participated year-to-date. 11,420 client contacts were provided including:

-Senior Clubs: Diamond Bar Senior Club; Evergreen Seniors; Sunshine Seniors; Diamond Age Seniors; and Super Diamond Age.(5,490)

-Senior Classes: Drawing; Watercolor Painting; Home Gardening; Mobile Information Tech; Sewing and Design; and Healthy Aging.(3,660)

-Seminars & Workshops: Hoarding; Stress Relief; Women and Money; Talk with Attorney; Wills and Trusts; Medi-Cal and Long-Term Care; and The Facts About Annuities.(90)

-Other Activities: AARP; Wednesday Walkers; Cinco de Mayo Dance; The Getty Excursion; Photo Club; and Bingo.(2,180)

2023-2024 CAPER CDBG Activity Listing

(Activities Included in Analysis)

Identification

Project No.: D96904-24 **Jurisdiction:** Diamond Bar
Project Title: Senior Programming
IDIS Number:
Operating Agency: City of Diamond Bar
Subrecipient Type: Participating City
Contract Period: 7/1/2024 to 6/30/2025
Activity Code: 05A Senior Services
National Objective: LMC Low/Mod Limited Clientele
Objective: Suitable Living Environment **Outcome:** Availability/Accessibility

Project Summary

This continuing program provides activities and programming for elderly persons, 55 years of age and older, in the City of Diamond Bar. Activities include senior excursions, information and referral, physical mobility classes, seminars, arts and crafts, game days, and special events.

Accomplishments and Net Expenditures

Priority Need: CD - Senior Programs
Performance Indicator: People (General)
Quantitative Accomplishments: Goal: 600 This Year: 0 Cumulative: 0 Ratio: 0.0%
Net Expenditures: Budgeted: \$38,018.00 This Year: \$0.00 Cumulative: \$0.00 Ratio: 0.0%

Annual Narrative:

2023-2024 CAPER CDBG Activity Listing
(Activities Included in Analysis)

Duarte

2023-2024 CAPER CDBG Activity Listing

(Activities Included in Analysis)

Identification

Project No.: 602643-23 **Jurisdiction:** Duarte
Project Title: Duarte Installation of ADA Curb Ramps FY 2023-2024
IDIS Number: 12424
Operating Agency: City of Duarte
Subrecipient Type: Participating City
Contract Period: 7/17/2023 to 6/30/2024 **Quarter Completed:** 4
Activity Code: 03L Sidewalks
National Objective: LMC Low/Mod Limited Clientele
Objective: Suitable Living Environment **Outcome:** Availability/Accessibility

Project Summary

This new project will remove architectural and material barriers by installing approximately twenty(20)new Americans with Disabilities Act-compliant (ADA) curb ramps and grading existing curb ramps within Duarte residential areas to create unobstructed paths of travel for elderly and/or severely disabled adults. Ramp locations targeted for improvement include Hacienda Drive between Las Lomas and Encanto Parkway found in Census Tract 4300.02, Block Group 5.

Accomplishments and Net Expenditures

Priority Need: Special Needs/Non-Homeless
Performance Indicator: People (General)
Quantitative Accomplishments: Goal: 4,070 This Year: 4,070 Cumulative: 4,070 Ratio: 100.0%
Net Expenditures: Budgeted: \$122,597.00 This Year: \$111,773.00 Cumulative: \$111,773.00 Ratio: 91.2%

Annual Narrative:

This project is complete. In total, 30 new Americans with Disabilities Act-compliant (ADA) curb ramps were constructed or improved to create unobstructed paths of travel for elderly and/or severely disabled adults. 24 ramps were removed and reconstructed to meet ADA-compliant standards, and truncated domes were replaced on six ramps. The ADA-compliant ramps were installed along Hacienda Drive between Las Lomas and Encanto Parkway.

No leveraged funds were used.

Quarter: 1 **Accomplishment Quantity:** 0

Accomplishment Narrative:

The project was amended to increase the budget. Preparation of project plans and specifications may begin next quarter.

Quarter: 2 **Accomplishment Quantity:** 0

Accomplishment Narrative:

A Construction Bid Document was submitted to LACDA on November 16, 2023. LACDA approved the Construction Bid Document on November 21, 2023. The Notice Inviting Bids was released on December 12, 2023. A Bid Opening and construction contract award are scheduled for next quarter.

Quarter: 3 **Accomplishment Quantity:** 0

Accomplishment Narrative:

A Bid Opening was held on January 4, 2024. Nine bids were received. A construction contract was awarded on February 13, 2024. Construction began on February 21, 2024. Construction will be completed next quarter.

Quarter: 4 **Accomplishment Quantity:** 4,070

Accomplishment Narrative:

2023-2024 CAPER CDBG Activity Listing

(Activities Included in Analysis)

Construction is complete. A Labor Compliance File Review was conducted on May 2, 2024. LACDA issued a Clearance Letter on May 6, 2024. The City filed a Notice of Completion.

2023-2024 CAPER CDBG Activity Listing

(Activities Included in Analysis)

Identification

Project No.: 602666-24 **Jurisdiction:** Duarte
Project Title: Duarte Installation of ADA Curb Ramps FY 2024-2025
IDIS Number: 12502
Operating Agency: City of Duarte
Subrecipient Type: Participating City
Contract Period: 7/1/2024 to 6/30/2025
Activity Code: 03L Sidewalks
National Objective: LMC Low/Mod Limited Clientele
Objective: Suitable Living Environment **Outcome:** Availability/Accessibility

Project Summary

This new project will remove architectural and material barriers by installing approx. ten to twelve new Americans with Disabilities Act-compliant (ADA) curb ramps and grading existing curb ramps within Duarte residential areas to create unobstructed paths of travel for elderly and/or severely disabled adults.

Accomplishments and Net Expenditures

Priority Need: Special Needs/Non-Homeless
Performance Indicator: People (General)
Quantitative Accomplishments: Goal: 3,064 This Year: 0 Cumulative: 0 Ratio: 0.0%
Net Expenditures: Budgeted: \$130,622.00 This Year: \$0.00 Cumulative: \$0.00 Ratio: 0.0%

Annual Narrative:

2023-2024 CAPER CDBG Activity Listing
(Activities Included in Analysis)

El Segundo

2023-2024 CAPER CDBG Activity Listing

(Activities Included in Analysis)

Identification

Project No.: 602708-23 **Jurisdiction:** El Segundo
Project Title: 2023-2024 El Segundo Installation of ADA Access Ramps
IDIS Number: 12499
Operating Agency: City of El Segundo
Subrecipient Type: Participating City
Contract Period: 5/15/2024 to 6/30/2025
Activity Code: 03L Sidewalks
National Objective: LMC Low/Mod Limited Clientele
Objective: Suitable Living Environment **Outcome:** Availability/Accessibility

Project Summary

This new project will remove architectural and material barriers to provide unobstructed paths of travel for elderly and severely disabled adults with the installation of curb ramps ramps. Improvements are planned at 15-20 ramp locations within the City limits.

Accomplishments and Net Expenditures

Priority Need: Special Needs/Non-Homeless
Performance Indicator: People (General)
Quantitative Accomplishments: Goal: 1,175 This Year: 0 Cumulative: 0 Ratio: 0.0%
Net Expenditures: Budgeted: \$199,998.00 This Year: \$0.00 Cumulative: \$0.00 Ratio: 0.0%

Annual Narrative:

This project extends through June 30, 2025.

Quarter: 4 **Accomplishment Quantity:** 0

Accomplishment Narrative:

A Bid Document was submitted to LACDA on May 20, 2024. LACDA found the Bid Document to be acceptable on May 23, 2024. A bid opening and award of a construction contract will be completed next quarter.

2023-2024 CAPER CDBG Activity Listing

(Activities Included in Analysis)

Identification

Project No.: 602294-20 **Jurisdiction:** El Segundo
Project Title: City Hall ADA Restroom Facilities Improvement Project
IDIS Number: 11747
Operating Agency: City of El Segundo
Subrecipient Type: Participating City
Contract Period: 3/5/2021 to 6/30/2024 **Quarter Completed:** 1
Activity Code: 03Z Public Facilities and Improvements
National Objective: LMC Low/Mod Limited Clientele
Objective: Suitable Living Environment **Outcome:** Availability/Accessibility

Project Summary

This new project removes architectural and material barriers to two separate existing public men's and women's restroom facilities at El Segundo City Hall that impede access and mobility for the City's seniors and severely disabled persons by lowering and replacing existing restroom counter tops/sinks, toilets, soap and paper towel dispensers and installing wheelchair-accessible stalls, in addition to widening of restroom entry doors for wheelchair access.

Accomplishments and Net Expenditures

Priority Need: Special Needs/Non-Homeless
Performance Indicator: People (General)
Quantitative Accomplishments: Goal: 988 This Year: 988 Cumulative: 1,976 Ratio: 200%
Net Expenditures: Budgeted: \$199,681.00 This Year: \$11,213.00 Cumulative: \$115,000.00 Ratio: 57.6%

Leverage Funds Expended:

Source	Amount
Other Local	\$98,333.00
Total Leverage Funds	\$98,333.00

Annual Narrative:

This project is complete. City Hall men's and women's public restroom facilities were reconstructed to remove architectural and material barriers and allow access and mobility for the City's seniors and severely disabled persons. Improvements made included lowering and replacing non-compliant restroom countertops, sinks, toilets, soap and paper towel dispensers, and the widening of wheelchair-accessible stalls with new accessible doors.

The project used \$115,000 in CDBG funds and \$98,333 in leveraged funds for a total project cost of \$213,333.

Quarter: 1 **Accomplishment Quantity:** 988

Accomplishment Narrative:

Construction was completed. LACDA issued a Labor Compliance Clearance letter. A Notice of Completion was filed and recorded. The Contractor's retention payment was released.

2023-2024 CAPER CDBG Activity Listing

(Activities Included in Analysis)

Identification

Project No.: 602603-23 **Jurisdiction:** El Segundo
Project Title: El Segundo Library Park ADA-Compliant Pathway Project
IDIS Number: 12355
Operating Agency: City of El Segundo
Subrecipient Type: Participating City
Contract Period: 7/1/2023 to 6/30/2025 **Quarter Completed:** 3
Activity Code: 03L Sidewalks
National Objective: LMC Low/Mod Limited Clientele
Objective: Suitable Living Environment **Outcome:** Availability/Accessibility

Project Summary

This project will remove barriers and obstructed paths of travel for severely disabled persons and the elderly through the demolition and removal of the existing El Segundo Library Park damaged and obsolete asphalt walkway. The damaged walkway will be replaced with a new Americans with Disabilities Act (ADA) compliant concrete pathway, 6-inch concrete curb, accessible metal hand railing (approximately 470 LF), and approximately eight accessible curb ramps with ADA warning surface domes.

Accomplishments and Net Expenditures

Priority Need: Special Needs/Non-Homeless
Performance Indicator: People (General)
Quantitative Accomplishments: Goal: 1,306 This Year: 0 Cumulative: 0 Ratio: 0.0%
Net Expenditures: Budgeted: \$199,998.00 This Year: \$0.00 Cumulative: \$0.00 Ratio: 0.0%

Annual Narrative:

Due to insufficient funding, this project was canceled.

Quarter: 1 **Accomplishment Quantity:** 0

Accomplishment Narrative:

The project is in the design phase. Bid Specifications are expected to be submitted to LACDA next quarter.

Quarter: 2 **Accomplishment Quantity:** 0

Accomplishment Narrative:

A Construction Bid Document was submitted to LACDA on December 19, 2023. LACDA approved the Construction Bid Document on December 27, 2023. Bid advertisement and Bid Opening will occur next quarter.

Quarter: 3 **Accomplishment Quantity:** 0

Accomplishment Narrative:

On January 18, 2024, a Notice Inviting Bids was publicly advertised. Bids were opened on February 6, 2024. Two bids were received. Both bid amounts were more than double the project budget. On March 19, 2024, the El Segundo City Council took action to cancel the project.

Hawaiian Gardens

2023-2024 CAPER CDBG Activity Listing

(Activities Included in Analysis)

Identification

Project No.: 602526-23 **Jurisdiction:** Hawaiian Gardens
Project Title: CDBG Neighborhood Clean-Up
IDIS Number: 12456
Operating Agency: City of Hawaiian Gardens
Subrecipient Type: Participating City
Contract Period: 9/11/2023 to 6/30/2024 **Quarter Completed:** 4
Activity Code: 05V Neighborhood Cleanups
National Objective: LMA Low/Mod Area
Objective: Suitable Living Environment **Outcome:** Sustainability

Project Summary

This program will provide funds for City staff to conduct six (6) neighborhood clean-up activities that will remove approximately 2,000 tons of trash. This program supports the City's Code Enforcement Program by providing residents with free use of trash bins to dispose of unwanted trash (exceeding regular trash service) such as furniture, appliances and general household debris that would otherwise end up in public right-of-way. In addition, bins for green waste are also provided allowing residents an opportunity to cut/trim their own overgrown plants and vegetation in public view and discard that waste. In the past, this activity was conducted as large single-day community clean-up events with many residents and a great deal of social interaction involved.

Accomplishments and Net Expenditures

Priority Need: CD - Public Services
Performance Indicator: People (General)
Quantitative Accomplishments: Goal: 11,938 This Year: 11,938 Cumulative: 11,938 Ratio: 100.0%
Net Expenditures: Budgeted: \$32,600.00 This Year: \$22,390.00 Cumulative: \$22,390.00 Ratio: 68.7%

Annual Narrative:

2 neighborhood clean-ups conducted during FY 23-24. The 1st clean-up was conducted in Q3 with 13 City employees on 215th Street between Pioneer Boulevard and Elaine Avenue. The 2nd clean-up was conducted in Q4 with 15 employees along Civic Center Drive.

Quarter: 2 **Accomplishment Quantity:** 0

Accomplishment Narrative:

This is no activity to report for the 2nd quarter. Neighborhood Clean-ups will be scheduled for the 3rd quarter.

Quarter: 3 **Accomplishment Quantity:** 11,938

Accomplishment Narrative:

A neighborhood clean-up was conducted on March 9, 2024 on 215th Street between Pioneer Boulevard and Elaine Avenue.

Quarter: 4 **Accomplishment Quantity:** 0

Accomplishment Narrative:

A neighborhood clean-up was conducted on June 8, 2024 on 215th Street along Civic Center Drive.

2023-2024 CAPER CDBG Activity Listing

(Activities Included in Analysis)

Identification

Project No.: 602526-24 **Jurisdiction:** Hawaiian Gardens
Project Title: CDBG Neighborhood Clean-Up
IDIS Number: 12652
Operating Agency: City of Hawaiian Gardens
Subrecipient Type: Participating City
Contract Period: 7/29/2024 to 6/30/2025
Activity Code: 05V Neighborhood Cleanups
National Objective: LMA Low/Mod Area
Objective: Suitable Living Environment **Outcome:** Sustainability

Project Summary

This program will provide funds for City staff to conduct six (6) neighborhood clean-up activities that will remove approximately 2,000 tons of trash.

Accomplishments and Net Expenditures

Priority Need: CD - Public Services
Performance Indicator: People (General)
Quantitative Accomplishments: Goal: 11,705 This Year: 0 Cumulative: 0 Ratio: 0.0%
Net Expenditures: Budgeted: \$24,188.00 This Year: \$0.00 Cumulative: \$0.00 Ratio: 0.0%

Annual Narrative:

2023-2024 CAPER CDBG Activity Listing

(Activities Included in Analysis)

Identification

Project No.: 602525-21 **Jurisdiction:** Hawaiian Gardens
Project Title: FY 2021-22 Clarkdale Ave. & Joliet Ave. Street Improvements
IDIS Number: 12050
Operating Agency: City of Hawaiian Gardens
Subrecipient Type: Participating City
Contract Period: 6/14/2022 to 6/30/2024 **Quarter Completed:** 2
Activity Code: 03K Street Improvements
National Objective: LMA Low/Mod Area
Objective: Suitable Living Environment **Outcome:** Sustainability

Project Summary

The project’s scope of work includes grinding existing asphalt concrete; overlaying the full street width with Asphalt Rubber Hot Mix (ARHM); removing and replacing damaged curb and gutter, sidewalk; installing new ADA compliant curb ramps; restriping and upgrading existing crosswalks with thermoplastic paint; installing speed radar and flashing beacon signs and removing and replacing damaged non-ADA compliant alley approaches. Clarkdale Avenue from 223rd Street to 226th Street. Joliet Avenue from 223rd Street to 226th Street.

Accomplishments and Net Expenditures

Priority Need: CD - Infrastructure
Performance Indicator: People (General)
Quantitative Accomplishments: Goal: 5,588 This Year: 5,588 Cumulative: 5,588 Ratio: 100.0%
Net Expenditures: Budgeted: \$155,696.00 This Year: \$143,889.00 Cumulative: \$155,696.00 Ratio: 100.0%

Annual Narrative:

Construction was completed and Labor Compliance Monitoring was finalized during the 1st quarter. A Labor Compliance File Review was conducted on October 5, 2023. The City received a File Review Clearance Letter from LACDA dated November 28, 2023.

Quarter: 1 **Accomplishment Quantity:** 0

Accomplishment Narrative:

Construction was completed and Labor Compliance Monitoring was finalized during the 1st quarter. A Labor Compliance File Review is scheduled for 10/5/2023.

Quarter: 2 **Accomplishment Quantity:** 5,588

Accomplishment Narrative:

A Labor Compliance File Review was conducted on October 5, 2023. The City received a File Review Clearance Letter from LACDA dated November 28, 2023.

2023-2024 CAPER CDBG Activity Listing

(Activities Included in Analysis)

Identification

Project No.: 602658-23 **Jurisdiction:** Hawaiian Gardens
Project Title: FY 2023-24 Street Improvements
IDIS Number: 12479
Operating Agency: City of Hawaiian Gardens
Subrecipient Type: Participating City
Contract Period: 11/9/2023 to 6/30/2025
Activity Code: 03K Street Improvements
National Objective: LMA Low/Mod Area
Objective: Suitable Living Environment **Outcome:** Sustainability

Project Summary

This new project will consist of street improvements at the following Census Tracts 5552.12 and 5551.04 which serve a primarily residential, low- and moderate-income area: 223rd Street from Belshire Avenue to Wardham Avenue

Accomplishments and Net Expenditures

Priority Need: CD - Infrastructure
Performance Indicator: People (General)
Quantitative Accomplishments: Goal: 5,588 This Year: 0 Cumulative: 0 Ratio: 0.0%
Net Expenditures: Budgeted: \$501,181.00 This Year: \$11,125.00 Cumulative: \$11,125.00 Ratio: 2.2%

Annual Narrative:

The project was delayed during FY 23-24 due to Southern California Edison undergrounding work in the project area. This work should be completed during the 1st quarter of FY 24-25. The project was amended to extend the project End Date into fiscal year 24-25. The project should be ready to go out to bid during the 2nd quarter of FY 24-25.

Quarter: 2 **Accomplishment Quantity:** 0

Accomplishment Narrative:

The project is still in the pre-design phase. Project design is expected to begin during the 3rd quarter.

Quarter: 3 **Accomplishment Quantity:** 0

Accomplishment Narrative:

There was no activity during the 3rd quarter. The project will be ready to go out to bid once Southern California Edison undergrounding work currently being conducted in the project area has been completed. This work should be completed during the 4th quarter. The City will submit an amendment request to extend the project End Date into fiscal year 24-25 in order to ensure that there is sufficient time to complete the Labor Compliance monitoring process.

Quarter: 4 **Accomplishment Quantity:** 0

Accomplishment Narrative:

There was no activity during the 4th quarter. The project will be ready to go out to bid once Southern California Edison undergrounding work in the project area has been completed. This work should be completed during the 1st quarter of FY 24-25. The project was amended to extend the project End Date into fiscal year 24-25.

Hermosa Beach

2023-2024 CAPER CDBG Activity Listing

(Activities Included in Analysis)

Identification

Project No.: 602667-23 **Jurisdiction:** Hermosa Beach
Project Title: Valley Drive and Monterey Avenue ADA Sidewalks & Access Ramps
IDIS Number: 12492
Operating Agency: City of Hermosa Beach
Subrecipient Type: Participating City
Contract Period: 3/14/2024 to 6/30/2025
Activity Code: 03L Sidewalks
National Objective: LMC Low/Mod Limited Clientele
Objective: Suitable Living Environment **Outcome:** Availability/Accessibility

Project Summary

This new project will remove architectural and material barriers along Hermosa Beach streets and sidewalks in order to provide clear paths of travel for the City’s elderly and severely disabled residents. Approximately 15-20 Americans with Disability Act-compliant curb ramps will be installed, as well as replacement and/or reconstruction of deteriorated sidewalk panels that pose a travel hazard. Improvements will take place along Valley Drive, from Herondo Street to 18th Street; 2nd Street, from Valley Drive to Monterey Boulevard; and Monterey Boulevard, from Herondo Street to Pier Avenue.

Accomplishments and Net Expenditures

Priority Need: Special Needs/Non-Homeless
Performance Indicator: People (General)
Quantitative Accomplishments: Goal: 1,181 This Year: 0 Cumulative: 0 Ratio: 0.0%
Net Expenditures: Budgeted: \$147,148.00 This Year: \$0.00 Cumulative: \$0.00 Ratio: 0.0%

Annual Narrative:

This project extends through June 30, 2025.

Quarter: 3 **Accomplishment Quantity:** 0

Accomplishment Narrative:

During the third quarter, the bid documents were being prepared and expected to be submitted to LACDA next quarter.

Quarter: 4 **Accomplishment Quantity:** 0

Accomplishment Narrative:

A Bid Document was submitted to LACDA on April 12, 2024. LACDA found the Bid Document to be acceptable on April 22, 2024. A Bid Opening was held on June 4, 2024. A construction contract will be awarded next quarter.

2023-2024 CAPER CDBG Activity Listing
(Activities Included in Analysis)

Irwindale

2023-2024 CAPER CDBG Activity Listing

(Activities Included in Analysis)

Identification

Project No.: 602319-23 **Jurisdiction:** Irwindale
Project Title: Senior Citizen Meal Program
IDIS Number: 12341
Operating Agency: City of Irwindale
Subrecipient Type: Participating City
Contract Period: 7/1/2023 to 6/30/2024 **Quarter Completed:** 2
Activity Code: 05A Senior Services
National Objective: LMC Low/Mod Limited Clientele
Objective: Suitable Living Environment **Outcome:** Availability/Accessibility

Project Summary

This program funds the City's Senior Citizen Meal Program/Home Meal Delivery Program to help safeguard the City's most vulnerable senior population during the COVID-19 pandemic. For this program, City staff delivers meals Monday thru Friday.

Accomplishments and Net Expenditures

Priority Need: CD - Senior Programs
Performance Indicator: People (General)
Quantitative Accomplishments: Goal: 50 This Year: 73 Cumulative: 73 Ratio: 146.0%
Net Expenditures: Budgeted: \$8,477.00 This Year: \$8,477.00 Cumulative: \$8,477.00 Ratio: 100.0%

Annual Narrative:

During the year, the city was able to provide the older community a well-balanced, low-in-sodium, fruits and vegetable nutritious meal program. This program provided approximately 50 meals daily. We have used all of the allocated funds for the program. This program closed in Quarter 2, with all accomplishments reported in the system.

Direct Benefit (Race/Ethnicity):

<u>Race/Ethnicity</u>	<u>Numbers Assisted</u>
Asian - Non-Hispanic	3
Other Race - Non-Hispanic	1
White - Hispanic	54
White - Non-Hispanic	15
Total	73

Direct Benefit (Income):

<u>Income Level</u>	<u>Numbers Assisted</u>
Moderate	73
Total	73

Quarter: 1 **Accomplishment Quantity:** 1

Accomplishment Narrative:

During this quarter, this program assisted the City with providing senior meals to its most vulnerable population. This program provided approximately 50 meals daily.

Quarter: 2 **Accomplishment Quantity:** 72

Accomplishment Narrative:

2023-2024 CAPER CDBG Activity Listing

(Activities Included in Analysis)

This program assisted the city with providing senior meals to its most vulnerable population.
This program will close in Quarter 2 with all accomplishments reported in the system.

La Canada Flintridge

2023-2024 CAPER CDBG Activity Listing

(Activities Included in Analysis)

Identification

Project No.: 600753-23 **Jurisdiction:** La Canada Flintridge
Project Title: Residential Rehabilitation Project
IDIS Number: 12400
Operating Agency: City of La Canada Flintridge
Subrecipient Type: Participating City
Contract Period: 7/1/2023 to 6/30/2024 **Quarter Completed:** 4
Activity Code: 14A Rehabilitation: Single-Unit Residential
National Objective: LMH Low/Mod Housing
Objective: Decent Housing **Outcome:** Affordability

Project Summary

This continuing Residential Rehabilitation program funds grants up to \$20,000 each to income eligible owner-occupied single-family dwellings to assist with repair and rehabilitation work.

Accomplishments and Net Expenditures

Priority Need: Housing
Performance Indicator: Housing Units
Quantitative Accomplishments: Goal: 2 This Year: 2 Cumulative: 2 Ratio: 100.0%
Net Expenditures: Budgeted: \$48,450.00 This Year: \$48,360.00 Cumulative: \$48,360.00 Ratio: 99.8%

Annual Narrative:

As of the program year, a total of two (2) applications were received. Construction was completed for two applicants, one (1) application was carried over to the new fiscal year, and two (2) applications are on the waiting list and moved forward to the next fiscal year.

Direct Benefit (Race/Ethnicity):

<u>Race/Ethnicity</u>	<u>Owners</u>	<u>Renters</u>
Asian - Non-Hispanic	1	0
White - Non-Hispanic	1	0
Total	2	0

Direct Benefit (Income):

<u>Income Level</u>	<u>Owners</u>	<u>Renters</u>
Extremely Low	1	0
Moderate	1	0
Total	2	0

Housing Detail:

<u>Street Address</u>	<u>City</u>	<u>State</u>	<u>Zip</u>	<u>Rent/Own</u>	<u>Income Level</u>	<u>Expenditures</u>
1617 Foothill Boulevard	La Canada Flintridge	CA	91011	Owners	Extremely Low	\$22,700
2125 Sunnybank Drive	La Canada Flintridge	CA	91011	Owners	Moderate	\$18,625

Total Number of Housing Units Assisted : 2

Housing Data:

<u>Category</u>	<u>Homeowners</u>	<u>Renters</u>
3) Total units occupied by elderly (62 years or older):	1	0

Lead Paint Detail:

2023-2024 CAPER CDBG Activity Listing

(Activities Included in Analysis)

Number of housing units constructed before 1978	0
Exempt: Housing construction 1978 or later	1
Exempt: No paint disturbed	1
Otherwise exempt	0

Lead Hazard Remediation Actions:

Lead Safe Work Practices (Hard costs <= \$5,000)	0
Interim Controls or Standard Practices (Hard costs \$5,000 - \$25,000)	0
Abatement (Hard costs > \$25,000)	0

Grants/Loans:

<u>Quarter</u>	<u>Grants</u>	<u>Loans</u>
4	2	0
Total	2	0

Quarter: 1 **Accomplishment Quantity:** 0

Accomplishment Narrative:

To date, three (3) Residential Rehab applications have been received. One (1) application has met the income qualifications and bid documents are being drafted. Two (2) applications are currently under review. There are no applications on the waiting list.

Quarter: 2 **Accomplishment Quantity:** 0

Accomplishment Narrative:

To date, three (3) Residential Rehab applications have been received. One (1) application has met the income qualifications, bid documents were drafted for a residential solar project, bids were received and responsive and responsible solar companies identified. However, issues relating to contract language that the solar companies could not agree with, rendered the proposed project infeasible. The scope of work changed from solar to roof replacement with the project being in the bid phase at this time. The second (2) application is currently completing income verification and bid documents will be drafted soon. The third (3) and final application has been income qualified and bid documents will be completed soon. There are no applications on the waiting list.

Quarter: 3 **Accomplishment Quantity:** 0

Accomplishment Narrative:

To date, three (3) Residential Rehab applications have been received. One (1) application's scope of work changed from solar to roof replacement. The project went through the bid phase and a contractor has been selected to complete the work which is expected to be complete within the upcoming Quarter 4. The second (2) application is currently in the bid phase and it is anticipated that a contract will be awarded and work completed in Quarter 4. The third (3) and final application is also in the bid phase and it is anticipated that a contract will be awarded and work completed in Quarter 4. There are two applicants on the waiting list.

Quarter: 4 **Accomplishment Quantity:** 2 **Female-Headed Households:** 2

Accomplishment Narrative:

For the fourth quarter, two (2) projects were completed. One (1) application was deferred to the new fiscal year due to an issue with obtaining the appropriate number of bids as well as the complex scope of work that must be undertaken. It will be put out to bid again. There are two applicants on the waiting list.

2023-2024 CAPER CDBG Activity Listing

(Activities Included in Analysis)

Identification

Project No.: 600753-24 **Jurisdiction:** La Canada Flintridge
Project Title: Residential Rehabilitation Project
IDIS Number:
Operating Agency: City of La Canada Flintridge
Subrecipient Type: Participating City
Contract Period: 7/1/2024 to 6/30/2025
Activity Code: 14A Rehabilitation: Single-Unit Residential
National Objective: LMH Low/Mod Housing
Objective: Decent Housing **Outcome:** Affordability

Project Summary

This continuing Residential Rehabilitation program funds grants up to \$20,000 each to income eligible owner-occupied single-family dwellings to assist with repair and rehabilitation work.

Accomplishments and Net Expenditures

Priority Need: Housing
Performance Indicator: Housing Units
Quantitative Accomplishments: Goal: 2 This Year: 0 Cumulative: 0 Ratio: 0.0%
Net Expenditures: Budgeted: \$57,800.00 This Year: \$0.00 Cumulative: \$0.00 Ratio: 0.0%

Annual Narrative:

2023-2024 CAPER CDBG Activity Listing

(Activities Included in Analysis)

Identification

Project No.: D98662-23 **Jurisdiction:** La Canada Flintridge
Project Title: Sewer Connection Subsidies
IDIS Number: 12410
Operating Agency: City of La Canada Flintridge
Subrecipient Type: Participating City
Contract Period: 7/1/2023 to 6/30/2024 **Quarter Completed:** 4
Activity Code: 14A Rehabilitation: Single-Unit Residential
National Objective: LMH Low/Mod Housing
Objective: Decent Housing **Outcome:** Affordability

Project Summary

This continuing program provides grants up to \$12,000 to income eligible homeowners for plumbing retrofit and hardscape construction costs associated with the connection of single-family residences to sewer lines.

Accomplishments and Net Expenditures

Priority Need: Housing
Performance Indicator: Housing Units
Quantitative Accomplishments: Goal: 1 This Year: 0 Cumulative: 0 Ratio: 0.0%
Net Expenditures: Budgeted: \$10,000.00 This Year: \$0.00 Cumulative: \$0.00 Ratio: 0.0%

Annual Narrative:

During FY 2023-2024, no applications were received. No applicants are on the waiting list. This project is closed without any expenditures and accomplishments. This Program has been terminated and will not continue in FY 2024-2025.

Quarter: 1 **Accomplishment Quantity:** 0

Accomplishment Narrative:

No New applications have been received. No applications are on the waiting list.

Quarter: 2 **Accomplishment Quantity:** 0

Accomplishment Narrative:

No New applications have been received. No applications are on the waiting list.

Quarter: 3 **Accomplishment Quantity:** 0

Accomplishment Narrative:

No New applications have been received. No applications are on the waiting list.

Quarter: 4 **Accomplishment Quantity:** 0

Accomplishment Narrative:

During the fourth quarter of the Program Year, no new sewer connection applications were received.

La Habra Heights

2023-2024 CAPER CDBG Activity Listing

(Activities Included in Analysis)

Identification

Project No.: 602374-23 **Jurisdiction:** La Habra Heights
Project Title: Paramedic Membership Program (PMP) Senior Subsidy
IDIS Number: 12414
Operating Agency: City of La Habra Heights
Subrecipient Type: Participating City
Contract Period: 7/1/2023 to 6/30/2024 **Quarter Completed:** 4
Activity Code: 05A Senior Services
National Objective: LMC Low/Mod Limited Clientele
Objective: Suitable Living Environment **Outcome:** Availability/Accessibility

Project Summary

This project covers the full subsidy for senior residents for membership in the City's Paramedic Membership Program (PMP). The Paramedic Membership Program provides year-round paramedic and ambulance transportation services to those in need of medical attention without further cost to them.

Accomplishments and Net Expenditures

Priority Need: CD - Senior Programs
Performance Indicator: People (General)
Quantitative Accomplishments: Goal: 52 This Year: 66 Cumulative: 66 Ratio: 126.9%
Net Expenditures: Budgeted: \$2,897.00 This Year: \$2,897.00 Cumulative: \$2,897.00 Ratio: 100.0%

Annual Narrative:

A total of 66 senior households applied for and received the Paramedic Membership Program subsidy.

Direct Benefit (Race/Ethnicity):

<u>Race/Ethnicity</u>	<u>Numbers Assisted</u>
Asian - Hispanic	1
Asian - Non-Hispanic	9
Asian and White - Non-Hispanic	2
Other Race - Hispanic	2
White - Hispanic	3
White - Non-Hispanic	49
Total	66

Direct Benefit (Income):

<u>Income Level</u>	<u>Numbers Assisted</u>
Moderate	66
Total	66

Quarter: 1 **Accomplishment Quantity:** 0

Accomplishment Narrative:

There was no activity this quarter. The City is requesting a budget increase.

Quarter: 2 **Accomplishment Quantity:** 0

Accomplishment Narrative:

There was no activity this quarter. The City is requesting a budget increase.

2023-2024 CAPER CDBG Activity Listing

(Activities Included in Analysis)

Quarter: 3 **Accomplishment Quantity:** 4

Accomplishment Narrative:

To date, a total of 64 senior households have applied and received the Paramedic Membership Program subsidy. The members will be reported in the fourth quarter.

Quarter: 4 **Accomplishment Quantity:** 62

Accomplishment Narrative:

A total of 66 senior households applied for and received the Paramedic Membership Program subsidy.

2023-2024 CAPER CDBG Activity Listing

(Activities Included in Analysis)

Identification

Project No.: 602374-24 **Jurisdiction:** La Habra Heights
Project Title: Paramedic Membership Program (PMP) Senior Subsidy
IDIS Number:
Operating Agency: City of La Habra Heights
Subrecipient Type: Participating City
Contract Period: 7/1/2024 to 6/30/2025
Activity Code: 05A Senior Services
National Objective: LMC Low/Mod Limited Clientele
Objective: Suitable Living Environment **Outcome:** Availability/Accessibility

Project Summary

This project covers the full subsidy for senior residents for membership in the City's Paramedic Membership Program (PMP). The Paramedic Membership Program provides year-round paramedic and ambulance transportation services to those in need of medical attention without further cost to them.

Accomplishments and Net Expenditures

Priority Need: CD - Senior Programs
Performance Indicator: People (General)
Quantitative Accomplishments: Goal: 64 This Year: 0 Cumulative: 0 Ratio: 0.0%
Net Expenditures: Budgeted: \$2,138.00 This Year: \$0.00 Cumulative: \$0.00 Ratio: 0.0%

Annual Narrative:

2023-2024 CAPER CDBG Activity Listing
(Activities Included in Analysis)

La Mirada

2023-2024 CAPER CDBG Activity Listing

(Activities Included in Analysis)

Identification

Project No.: 600671-23 **Jurisdiction:** La Mirada
Project Title: Foster Park Residential Code Enforcement Program
IDIS Number: 12303
Operating Agency: City of La Mirada
Subrecipient Type: Participating City
Contract Period: 7/1/2023 to 6/30/2024 **Quarter Completed:** 4
Activity Code: 15 Code Enforcement
National Objective: SBA Slum/Blight Area
Objective: Suitable Living Environment **Outcome:** Sustainability

Project Summary

This continuing code enforcement program aids in arresting slum and blighted conditions within the Foster Park Neighborhood where 45.6% of the homes illustrate conditions of blight as evidenced in the 2014 Slum/Blight Survey.

The following are the most common violations addressed through this CDBG-funded activity: deteriorated exterior finish and/or windows, substandard or non-permitted construction or materials, damaged roofs, damaged driveways, non-permitted conversions.

This program is operated in tandem with the City's CDBG-funded Housing Rehabilitation program.

Accomplishments and Net Expenditures

Priority Need: CD - Other
Performance Indicator: People (General)
Quantitative Accomplishments: Goal: 5,570 This Year: 5,570 Cumulative: 5,570 Ratio: 100.0%
Net Expenditures: Budgeted: \$53,933.00 This Year: \$22,916.00 Cumulative: \$22,916.00 Ratio: 42.5%

Annual Narrative:

For the FY23-24, reporting of activities was completed through Q2. The Foster Park Residential Code Enforcement Program is no longer funded with CDBG as the SBA designation expired in Jan 2024.

No leverage funds for this project.

Quarter: 1 **Accomplishment Quantity:** 5,570

Accomplishment Narrative:

In this first quarter, 10 cases were initiated, and 9 cases were closed. One property was issued an administrative fine for conducting business from home without a business license. Violations included 3 cases for storage of materials, 2 general property maintenance cases, 1 case for an unauthorized trash bin, 2 notice was issued for unpermitted construction, 1 case was opened for overgrown landscape issues, and 1 case was opened for lack of business license.

Quarter: 2 **Accomplishment Quantity:** 0

Accomplishment Narrative:

In this quarter, 3 cases were closed. 1 case was closed for excessive storage of materials, another case was closed for fence and wall maintenance, and the last case was closed for general property maintenance. No new cases to report for the Foster Park area.

Quarter: 3 **Accomplishment Quantity:** 0

Accomplishment Narrative:

Foster Park Residential Code Enforcement Program is no longer CDBG eligible. No activity for the third quarter.

2023-2024 CAPER CDBG Activity Listing

(Activities Included in Analysis)

Quarter: 4 **Accomplishment Quantity:** 0

Accomplishment Narrative:

As of the fourth quarter, the Foster Park Residential Code Enforcement Program is no longer funded with CDBG as the SBA designation expired in Jan 2024.

2023-2024 CAPER CDBG Activity Listing

(Activities Included in Analysis)

Identification

Project No.: D96288-23 **Jurisdiction:** La Mirada
Project Title: Housing Rehabilitation
IDIS Number: 12383
Operating Agency: City of La Mirada
Subrecipient Type: Participating City
Contract Period: 7/1/2023 to 6/30/2024 **Quarter Completed:** 4
Activity Code: 14A Rehabilitation: Single-Unit Residential
National Objective: LMH Low/Mod Housing
Objective: Decent Housing **Outcome:** Affordability

Project Summary

This continuing program provides grants and low-interest deferred loans to rehabilitate or correct code violations for single-family residences and mobile homes of qualified low-income home owners within the City of La Mirada.

Accomplishments and Net Expenditures

Priority Need: Housing
Performance Indicator: Housing Units
Quantitative Accomplishments: Goal: 5 This Year: 4 Cumulative: 4 Ratio: 80.0%
Net Expenditures: Budgeted: \$161,513.00 This Year: \$128,157.00 Cumulative: \$128,157.00 Ratio: 79.3%

Annual Narrative:

During this fiscal year, four (4) loan were closed and completed. We had one resident who cancel the loan processing right before loan documents were to be signed. Also, we had one resident who did not qualify due to exceeding income amount.

We are looking forward to a new fiscal year, so we can continue to help residents with there home improvement needs.

No leverage funds for this project.

Direct Benefit (Race/Ethnicity):

<u>Race/Ethnicity</u>	<u>Owners</u>	<u>Renters</u>
Black/African American - Hispanic	1	0
White - Hispanic	2	0
White - Non-Hispanic	1	0
Total	4	0

Direct Benefit (Income):

<u>Income Level</u>	<u>Owners</u>	<u>Renters</u>
Low	3	0
Moderate	1	0
Total	4	0

Housing Detail:

<u>Street Address</u>	<u>City</u>	<u>State</u>	<u>Zip</u>	<u>Rent/Own</u>	<u>Income Level</u>	<u>Expenditures</u>
14425 San Dieguito Drive	La Mirada	CA	90638	Owners	Low	\$28,610
14672 Sunnymead Drive	La Mirada	CA	90638	Owners	Low	\$28,004
15625 Hesse Drive	La Mirada	CA	90638	Owners	Low	\$27,500
15224 Imperial Highway	La Mirada	CA	90638	Owners	Moderate	\$30,000

2023-2024 CAPER CDBG Activity Listing

(Activities Included in Analysis)

Total Number of Housing Units Assisted : **4**

Housing Data:

<u>Category</u>	<u>Homeowners</u>	<u>Renters</u>
1) Total units qualified as Energy Star standard:	3	0
2) Total units that are Section 504 accessible:	3	0
3) Total units occupied by elderly (62 years or older):	2	0

Lead Paint Detail:

Number of housing units constructed before 1978	0
Exempt: Housing construction 1978 or later	0
Exempt: No paint disturbed	4
Otherwise exempt	0

Lead Hazard Remediation Actions:

Lead Safe Work Practices (Hard costs <= \$5,000)	0
Interim Controls or Standard Practices (Hard costs \$5,000 - \$25,000)	0
Abatement (Hard costs > \$25,000)	0

Grants/Loans:

<u>Quarter</u>	<u>Grants</u>	<u>Loans</u>
4	0	4
Total	0	4

Quarter: **1** **Accomplishment Quantity:** 0

Accomplishment Narrative:

In this 1st quarter and new fiscal year, we've sent out 7 letters to homeowners along with the home improvement loan application. Two of them are in the process and are almost ready to sign loan documents. One application is gathering their bids for their desired improvement, and four homeowners are in the process of filling out their application and gathering the required documents.

Quarter: **2** **Accomplishment Quantity:** 0

Accomplishment Narrative:

In this 2nd quarter, two applicants are going through construction, two applicates are close to signing loan documents, and one applicate is gathering their bids for their desired improvement.

Quarter: **3** **Accomplishment Quantity:** 0

Accomplishment Narrative:

In this 3rd quarter, due to the heavy rain fall, everyone's construction was delayed for a while. Two applicants are the very end of closing, one applicant is waiting for the final inspection, one applicant is still going through construction, and one applicant who cancelled their loan to move forward.

Quarter: **4** **Accomplishment Quantity:** 4 **Female-Headed Households:** 4

Accomplishment Narrative:

Four (4) rehab loans have closed during this 4 quarter.

2023-2024 CAPER CDBG Activity Listing

(Activities Included in Analysis)

Identification

Project No.: D96288-24 **Jurisdiction:** La Mirada
Project Title: Housing Rehabilitation
IDIS Number:
Operating Agency: City of La Mirada
Subrecipient Type: Participating City
Contract Period: 7/1/2024 to 6/30/2025
Activity Code: 14A Rehabilitation: Single-Unit Residential
National Objective: LMH Low/Mod Housing
Objective: Decent Housing **Outcome:** Affordability

Project Summary

This continuing program provides grants and low-interest deferred loans to rehabilitate or correct code violations for single-family residences and mobile homes of qualified low-income home owners within the City of La Mirada.

Accomplishments and Net Expenditures

Priority Need: Housing
Performance Indicator: Housing Units
Quantitative Accomplishments: Goal: 15 This Year: 0 Cumulative: 0 Ratio: 0.0%
Net Expenditures: Budgeted: \$600,151.00 This Year: \$6,693.00 Cumulative: \$6,693.00 Ratio: 1.1%

Annual Narrative:

2023-2024 CAPER CDBG Activity Listing

(Activities Included in Analysis)

Identification

Project No.: 602153-19 **Jurisdiction:** La Mirada
Project Title: Neff Historical Site Restoration - Phase II
IDIS Number: 11397
Operating Agency: City of La Mirada
Subrecipient Type: Participating City
Contract Period: 2/26/2020 to 6/30/2024 **Quarter Completed:** 3
Activity Code: 16B Non-Residential Historic Preservation
National Objective: SBS Slum/Blight Spot
Objective: Suitable Living Environment **Outcome:** Sustainability

Project Summary

This second phase of the project will restore and rehabilitate components of the Neff Estate Historical site through exterior building stucco repair, wood siding repair and replacement, wood panel repair and replacement, and re-painting of the Neff Mansion, the Barn, and the George House, for the goal of preserving this National Historical Register Landmark for future generations of residents to enjoy. The City currently owns, maintains, and operates this site.

Accomplishments and Net Expenditures

Priority Need: CD - Public Facilities
Performance Indicator: Organizations
Quantitative Accomplishments: Goal: 1 This Year: 1 Cumulative: 1 Ratio: 100.0%
Net Expenditures: Budgeted: \$600,000.00 This Year: \$327,919.00 Cumulative: \$329,444.00 Ratio: 54.9%

Annual Narrative:

Neff Historical Site Restoration - Phase II was completed in the third quarter. File Review also completed and project is closed out. No leverage funds for this project.

Quarter: 1 **Accomplishment Quantity:** 0

Accomplishment Narrative:

In this first quarter, the Neff Historical Site Restoration-Phase II has started with the restoration of Neff House, Carriage Barn, and George. The schedule is as follows:

Neff House

9/15 - 9/22 - preparation including pressure washing, patching, repair damaged stucco, repair/replace molding & trim.

9/18 - 9/26 - application of primer and finish paint coats.

Carriage Barn

9/22 - 9/29 - preparation incl. pressure washing, patching, repair damaged stucco, repair/replace molding & trim, damaged siding.

9/25 - 10/06 - application of primer and finish paint coats.

The George House schedule will be on the 2nd quarter report. The project is coming along and looking good.

Quarter: 2 **Accomplishment Quantity:** 0

Accomplishment Narrative:

In this 2nd quarter, the Neff Historical Site Restoration-Phase II project was completed. The closeout and final Funding Requests are being prepared for submission to LACDA. Section 3 details were reported. Final Funding Request to be submitted once the labor compliance File Review is completed in the third quarter.

2023-2024 CAPER CDBG Activity Listing

(Activities Included in Analysis)

Quarter: 3 **Accomplishment Quantity:** 1

Accomplishment Narrative:

As of the the third quarter, the Neff Historical Site Restoration - Phase II was completed. File Review also completed and project is closed out.

2023-2024 CAPER CDBG Activity Listing

(Activities Included in Analysis)

Identification

Project No.: 600507-23 **Jurisdiction:** La Mirada
Project Title: Senior Services Program
IDIS Number: 12302
Operating Agency: City of La Mirada
Subrecipient Type: Participating City
Contract Period: 7/1/2023 to 6/30/2024 **Quarter Completed:** 4
Activity Code: 05A Senior Services
National Objective: LMC Low/Mod Limited Clientele
Objective: Suitable Living Environment **Outcome:** Availability/Accessibility

Project Summary

This continuing senior services program provides a Tax Assistance Program from February through April and a monthly referral program called Helping Hands Program for senior citizens, 55 years of age and older.

Accomplishments and Net Expenditures

Priority Need: CD - Senior Programs
Performance Indicator: People (General)
Quantitative Accomplishments: Goal: 180 This Year: 99 Cumulative: 99 Ratio: 55.0%
Net Expenditures: Budgeted: \$46,018.00 This Year: \$20,669.00 Cumulative: \$20,669.00 Ratio: 44.9%

Annual Narrative:

This fiscal year the City of La Mirada had a total of 100 senior residents that were assisted with income tax preparation services, and the helping hands program.

Direct Benefit (Race/Ethnicity):

<u>Race/Ethnicity</u>	<u>Numbers Assisted</u>
American Indian/Alaskan Native & Black/African American - Non-Hispanic	1
Asian - Non-Hispanic	11
Asian and White - Non-Hispanic	2
Black/African American & White - Non-Hispanic	2
Black/African American - Non-Hispanic	1
Native Hawaiian/Other Pacific Islander - Non Hispanic	1
Other Race - Hispanic	5
Other Race - Non-Hispanic	2
White - Hispanic	28
White - Non-Hispanic	46
Total	99

Direct Benefit (Income):

<u>Income Level</u>	<u>Numbers Assisted</u>
Moderate	99
Total	99

Quarter: 1 **Accomplishment Quantity:** 0

Accomplishment Narrative:

2023-2024 CAPER CDBG Activity Listing

(Activities Included in Analysis)

In this 1st quarter, 2 senior residents were assisted with the Helping Hands Program. The 2 households were assisted with yard work to the properties which included trimming, weeding, and mowing of the lawn. Both senior residents were very grateful for the program.

Quarter: 2 **Accomplishment Quantity:** 2

Accomplishment Narrative:

In this 2nd quarter, we had one senior resident that was assisted with the Helping Hands Program. The household was assisted with yard work to the property which included trimming and mowing of the lawn. We also have staff starting to prepare for our Tax Assistance Program. That program should be starting up soon.

Quarter: 3 **Accomplishment Quantity:** 79

Accomplishment Narrative:

In this 3rd quarter our Tax Assistance Program began, we had 79 senior participants to start us off with this program during this quarter.

Quarter: 4 **Accomplishment Quantity:** 18

Accomplishment Narrative:

In this 4th quarter we had 18 senior participants finishing up our Tax Assistance Program.

2023-2024 CAPER CDBG Activity Listing

(Activities Included in Analysis)

Identification

Project No.: 600507-24 **Jurisdiction:** La Mirada
Project Title: Senior Services Program
IDIS Number:
Operating Agency: City of La Mirada
Subrecipient Type: Participating City
Contract Period: 7/1/2024 to 6/30/2025
Activity Code: 05A Senior Services
National Objective: LMC Low/Mod Limited Clientele
Objective: Suitable Living Environment **Outcome:** Availability/Accessibility

Project Summary

This continuing senior services program provides a Tax Assistance Program from February through April and a monthly referral program called Helping Hands Program for senior citizens, 55 years of age and older.

Accomplishments and Net Expenditures

Priority Need: CD - Senior Programs
Performance Indicator: People (General)
Quantitative Accomplishments: Goal: 180 This Year: 0 Cumulative: 0 Ratio: 0.0%
Net Expenditures: Budgeted: \$34,370.00 This Year: \$1,094.00 Cumulative: \$1,094.00 Ratio: 3.2%

Annual Narrative:

2023-2024 CAPER CDBG Activity Listing
(Activities Included in Analysis)

La Puente

2023-2024 CAPER CDBG Activity Listing

(Activities Included in Analysis)

Identification

Project No.: 601490-23 **Jurisdiction:** La Puente
Project Title: Code Enforcement Program
IDIS Number: 12401
Operating Agency: City of La Puente
Subrecipient Type: Participating City
Contract Period: 7/1/2023 to 6/30/2024 **Quarter Completed:** 4
Activity Code: 15 Code Enforcement
National Objective: LMA Low/Mod Area
Objective: Suitable Living Environment **Outcome:** Sustainability

Project Summary

This continuing code enforcement program aids in arresting the decline of primarily residential, low- and moderate-income areas in census tracts that have been deemed deteriorating or deteriorated in the City of La Puente.

The following are the most common violations addressed through this CDBG-funded activity: garage conversions and unpermitted structures, accumulation of junk,/trash/debris, inoperable vehicles, overgrown vegetation, and dangerous, unsanitary, blighted or unsightly condition which is detrimental to health, safety or welfare of the public.

This Program works in tandem with the City's CDBG-funded Housing Rehabilitation program.

Accomplishments and Net Expenditures

Priority Need: Housing
Performance Indicator: People (General)
Quantitative Accomplishments: Goal: 39,420 This Year: 39,420 Cumulative: 39,420 Ratio: 100.0%
Net Expenditures: Budgeted: \$240,000.00 This Year: \$187,898.00 Cumulative: \$187,898.00 Ratio: 78.3%

Annual Narrative:

Code Enforcement Officers opened and closed a total of 458 cases for Fiscal Year (FY) 2023-2024, addressing code deficiencies such as garage conversions, inoperable vehicles, illegal dumping, and other code violations throughout the year.

The City continues to have readily available flyers to pass on to residents and business owners to make them aware of how to come into compliance and understand the regulations in place to assist with the removal of blight. The City also promotes this information through the City website. This allows property owners to understand and come into voluntary compliance within a reasonable time.

Leverage funds were used for this project.

Quarter: 1 **Accomplishment Quantity:** 39,420

Accomplishment Narrative:

The City continues to have flyers readily available to pass on to residents and business owners to make them aware of how to come into compliance and understand the regulations in place to assist with the removal of blight. This allows property owners to understand and come into voluntary compliance within a reasonable time. In this quarter there were 198 cases opened and closed.

Cases included: Building- 30; Business Regulations- 8; Civil/Criminal Complaints- 0; Displaced Resident/Homeless-67; Graffiti removal - 2; Illegal Dumping/Disposal – 4; Illegal Residential Conversions - 3; Illegal Vendors – 7; Inoperable Vehicles – 2; Public Nuisance – 32; and Zoning - 43.

2023-2024 CAPER CDBG Activity Listing

(Activities Included in Analysis)

Quarter: 2 **Accomplishment Quantity:** 0

Accomplishment Narrative:

The City continues to have flyers readily available to pass on to residents and business owners to make them aware of how to come into compliance and understand the regulations in place to assist with the removal of blight. This allows property owners to understand and come into voluntary compliance within a reasonable time. In this quarter there were 79 cases opened and closed.

Cases included: Building- 7; Business Regulations- 1; Civil/Criminal Complaints- 0; Displaced Resident/Homeless-1; Graffiti removal - 1; Illegal Dumping/Disposal – 3; Illegal Residential Conversions - 3; Illegal Vendors – 10 Inoperable Vehicles – 2; Public Nuisance – 39; and Zoning - 12.

Quarter: 3 **Accomplishment Quantity:** 0

Accomplishment Narrative:

The City continues to have flyers readily available to pass on to residents and business owners to make them aware of how to come into compliance and understand the regulations in place to assist with the removal of blight. This allows property owners to understand and come into voluntary compliance within a reasonable time. In this quarter there were 50 cases opened and closed.

Cases included: Building- 18; Business Regulations- 3; Civil/Criminal Complaints- 0; Displaced Resident/Homeless-6; Graffiti removal - 2; Illegal Dumping/Disposal – 1; Illegal Residential Conversions - 3; Illegal Vendors – 5; Inoperable Vehicles – 0; Public Nuisance – 17; and Zoning - 5.

Quarter: 4 **Accomplishment Quantity:** 0

Accomplishment Narrative:

The City continues to have flyers readily available to pass on to residents and business owners to make them aware of how to come into compliance and understand the regulations in place to assist with the removal of blight. This allows property owners to understand and come into voluntary compliance within a reasonable time. In this quarter there were 131 cases opened and closed.

Cases included: Building- 15; Business Regulations- 9; Civil/Criminal Complaints- 3; Displaced Resident/Homeless-53; Graffiti removal - 3; Illegal Dumping/Disposal – 0; Illegal Residential Conversions - 1; Illegal Vendors – 0; Inoperable Vehicles – 11; Public Nuisance – 21; and Zoning - 15.

2023-2024 CAPER CDBG Activity Listing

(Activities Included in Analysis)

Identification

Project No.: 601490-24 **Jurisdiction:** La Puente
Project Title: Code Enforcement Program
IDIS Number:
Operating Agency: City of La Puente
Subrecipient Type: Participating City
Contract Period: 7/1/2024 to 6/30/2025
Activity Code: 15 Code Enforcement
National Objective: LMA Low/Mod Area
Objective: Suitable Living Environment **Outcome:** Sustainability

Project Summary

This continuing code enforcement program aids in arresting the decline of primarily residential, low- and moderate-income areas in census tracts that have been deemed deteriorating or deteriorated in the City of La Puente.

This Program works in tandem with the City's CDBG-funded Housing Rehabilitation program.

Accomplishments and Net Expenditures

Priority Need: Housing
Performance Indicator: People (General)
Quantitative Accomplishments: Goal: 39,420 This Year: 0 Cumulative: 0 Ratio: 0.0%
Net Expenditures: Budgeted: \$220,000.00 This Year: \$0.00 Cumulative: \$0.00 Ratio: 0.0%

Annual Narrative:

2023-2024 CAPER CDBG Activity Listing

(Activities Included in Analysis)

Identification

Project No.: D97301-23 **Jurisdiction:** La Puente
Project Title: Housing Rehabilitation-Single Unit
IDIS Number: 12408
Operating Agency: City of La Puente
Subrecipient Type: Participating City
Contract Period: 7/1/2023 to 6/30/2024 **Quarter Completed:** 4
Activity Code: 14A Rehabilitation: Single-Unit Residential
National Objective: LMH Low/Mod Housing
Objective: Decent Housing **Outcome:** Affordability

Project Summary

This continuing project provides grants to rehabilitate single-family homes owned and occupied by low- and moderate-income households. Qualified recipients are also eligible to receive an additional grant to be used for asbestos and/or lead testing, abatement and abatement clearance monitoring, if required.

Accomplishments and Net Expenditures

Priority Need: Housing
Performance Indicator: Housing Units
Quantitative Accomplishments: Goal: 12 This Year: 3 Cumulative: 3 Ratio: 25.0%
Net Expenditures: Budgeted: \$144,786.00 This Year: \$121,656.00 Cumulative: \$121,656.00 Ratio: 84.0%

Annual Narrative:

Staff have been working diligently in implementing the First Time Homebuyer Program and delayed finishing some of the Housing Rehab's in this fiscal year. Staff will continue to process applicants that are willing to move forward with their applications. Staff will complete all pending applications in the upcoming fiscal year and have allocated a large amount to successfully accomplish this goal. 10 applications have rolled over to the new fiscal year.

Direct Benefit (Race/Ethnicity):

<u>Race/Ethnicity</u>	<u>Owners</u>	<u>Renters</u>
White - Hispanic	3	0
Total	3	0

Direct Benefit (Income):

<u>Income Level</u>	<u>Owners</u>	<u>Renters</u>
Extremely Low	2	0
Moderate	1	0
Total	3	0

Housing Detail:

<u>Street Address</u>	<u>City</u>	<u>State</u>	<u>Zip</u>	<u>Rent/Own</u>	<u>Income Level</u>	<u>Expenditures</u>
17105 MAIN STREET	LA PUENTE	CA	91744	Owners	Moderate	\$12,000
308 CLINTOWOOD AVE	LA PUENTE	CA	91744	Owners	Extremely Low	\$12,000
309 N SIESTA AVE	LA PUENTE	CA	91746	Owners	Extremely Low	\$38,000

Total Number of Housing Units Assisted : **3**

Housing Data:

<u>Category</u>	<u>Homeowners</u>	<u>Renters</u>
-----------------	-------------------	----------------

2023-2024 CAPER CDBG Activity Listing

(Activities Included in Analysis)

3) Total units occupied by elderly (62 years or older): 3 0

Lead Paint Detail:

Number of housing units constructed before 1978	0
Exempt: Housing construction 1978 or later	0
Exempt: No paint disturbed	1
Otherwise exempt	2

Lead Hazard Remediation Actions:

Lead Safe Work Practices (Hard costs <= \$5,000)	0
Interim Controls or Standard Practices (Hard costs \$5,000 - \$25,000)	0
Abatement (Hard costs > \$25,000)	0

Grants/Loans:

Quarter	Grants	Loans
1	1	0
3	2	0
Total	3	0

Quarter: 1 **Accomplishment Quantity:** 1 **Female-Headed Households:** 1

Accomplishment Narrative:

During this quarter, one (1) rehab completed construction and two (2) applicants are moving forward with construction. Six (6) applicants are moving towards the lead and Asbestos testing and have moved forward and will be soliciting contractor to move forward with projects. Once received, we will be moving forward to contract signing and construction. Ten applicants are being processed in the qualification phase to determine participation in the program. Four applicants moved forward to the work scope/bid phase that will show in the next quarter and Four applicants will be ready to move forward with contract signing.

Quarter: 2 **Accomplishment Quantity:** 0

Accomplishment Narrative:

The City continues to review and process applications. 10 applications are being reviewed and processed to determined participation in the program. A total of 6 applications are in drafting scope/repair work and request lead and asbestos testing and then will move forward to construction. 4 are in construction. There were zero reported in this quarter due to the rehab's being construction and not complete. 6 applicants will be ready to move forward with contract signing.

No leverage funds were reported for this project.

Quarter: 3 **Accomplishment Quantity:** 2 **Female-Headed Households:** 2

Accomplishment Narrative:

The City is reviewing applications. 6 applications are being reviewed and processed to determined participation in the program. A total of 4 applications are in the drafting scope/repair work phase. 4 are going through the lead and asbestos testing and then will move forward to construction. 2 are in construction and 6 will begin construction phase. 8 applicants will be ready to move forward with contract signing in the next quarter.

No leverage funds were reported for this project.

Quarter: 4 **Accomplishment Quantity:** 0

Accomplishment Narrative:

The City continues reviewing applications. 4 applications are being reviewed and processed to determine participation in the program. A total of 2 applications are in the drafting scope/repair work phase. 2 are going through the lead and asbestos testing and then will move forward to construction. 2 are in construction and 4 will begin construction phase. 6 applicants will be ready to move forward with contract signing in the next quarter.

No leverage funds were reported for this project.

2023-2024 CAPER CDBG Activity Listing

(Activities Included in Analysis)

Identification

Project No.: D97301-24 **Jurisdiction:** La Puente
Project Title: Housing Rehabilitation-Single Unit
IDIS Number:
Operating Agency: City of La Puente
Subrecipient Type: Participating City
Contract Period: 7/1/2024 to 6/30/2025
Activity Code: 14A Rehabilitation: Single-Unit Residential
National Objective: LMH Low/Mod Housing
Objective: Decent Housing **Outcome:** Affordability

Project Summary

This continuing project provides grants to rehabilitate single-family homes owned and occupied by low- and moderate-income households. Qualified recipients are also eligible to receive an additional grant to be used for asbestos and/or lead testing, abatement and abatement clearance monitoring, if required.

Accomplishments and Net Expenditures

Priority Need: Housing
Performance Indicator: Housing Units
Quantitative Accomplishments: Goal: 12 This Year: 0 Cumulative: 0 Ratio: 0.0%
Net Expenditures: Budgeted: \$301,745.00 This Year: \$0.00 Cumulative: \$0.00 Ratio: 0.0%

Annual Narrative:

2023-2024 CAPER CDBG Activity Listing

(Activities Included in Analysis)

Identification

Project No.: D96309-23 **Jurisdiction:** La Puente
Project Title: Senior Services
IDIS Number: 12406
Operating Agency: City of La Puente
Subrecipient Type: Participating City
Contract Period: 7/1/2023 to 6/30/2024 **Quarter Completed:** 4
Activity Code: 05A Senior Services
National Objective: LMC Low/Mod Limited Clientele
Objective: Suitable Living Environment **Outcome:** Availability/Accessibility

Project Summary

This continuing project offers various programs, activities, and other services such as field trips, computer classes, aerobics, income-tax counseling, and legal advice to the elderly, 55 years of age and older, at the La Puente Senior Citizen Center.

Accomplishments and Net Expenditures

Priority Need: CD - Senior Programs
Performance Indicator: People (General)
Quantitative Accomplishments: Goal: 140 This Year: 76 Cumulative: 76 Ratio: 54.3%
Net Expenditures: Budgeted: \$62,047.00 This Year: \$62,019.00 Cumulative: \$62,019.00 Ratio: 100.0%

Annual Narrative:

Throughout the fiscal year, the Senior Center continued to with the referrals of home delivery meals as well as the remote services. Furthermore, the Senior Center continues to host their monthly dances as well as their monthly holiday lunches. The Senior Center provides multiple services such as income tax and legal counseling, notary services and caregiver support in person and remote. All services are served on a case-by-case and first-come, first-served basis.

The City continues to collect self-certification forms from participating seniors that live in the City of La Puente. In total there were 76 Senior residents that participated at the Center and remotely in the various programs offered by the Senior Center throughout the fiscal year.

Direct Benefit (Race/Ethnicity):

<u>Race/Ethnicity</u>	<u>Numbers Assisted</u>
American Indian/Alaskan Native - Non-Hispanic	1
Asian - Non-Hispanic	8
Asian and White - Non-Hispanic	2
Other Race - Hispanic	48
Other Race - Non-Hispanic	4
White - Hispanic	11
White - Non-Hispanic	2
Total	76

Direct Benefit (Income):

<u>Income Level</u>	<u>Numbers Assisted</u>
Moderate	76
Total	76

Quarter: 1 **Accomplishment Quantity:** 26

2023-2024 CAPER CDBG Activity Listing

(Activities Included in Analysis)

Accomplishment Narrative:

The Senior Center continues to assist seniors with referrals of home delivery meals as well as services that require to be remote. These services include income tax and legal counseling, notary services and caregiver support. All services are served on a case-by-case and first-come, first-served basis.

The City is collecting self-certification forms from participating seniors. In this quarter, there were 26 seniors that participated at the Center and remotely in the various programs offered by the Senior Center.

Quarter: 2 **Accomplishment Quantity:** 13

Accomplishment Narrative:

The Senior Center continues to assist seniors with referrals of home delivery meals as well as services that require to be remote. These services include income tax and legal counseling, notary services and caregiver support. All services are served on a case-by-case and first-come, first-served basis.

The City is collecting self-certification forms from participating seniors. In this quarter, there were 13 seniors that participated at the Center and remotely in the various programs offered by the Senior Center. In October, the Center hosted the Halloween luncheon, November the Thanksgiving luncheon and in December the Christmas luncheon.

Leverage funds were used for this project.

Quarter: 3 **Accomplishment Quantity:** 19

Accomplishment Narrative:

The Senior Center continues to assist seniors with referrals of home delivery meals as well as services that require to be remote. These services include income tax and legal counseling, notary services and caregiver support. All services are served on a case-by-case and first-come, first-served basis.

The City is collecting self-certification forms from participating seniors. In this quarter, there were 19 seniors that participated at the Center and remotely in the various programs offered by the Senior Center. In January, the Center hosted Arts & Crafts Day. In February the Valentines Day Dance and Luncheon and in March the St. Patrick's and Easter Luncheons.

Quarter: 4 **Accomplishment Quantity:** 18

Accomplishment Narrative:

The Senior Center continues to assist seniors with referrals of home delivery meals as well as services that require to be remote. These services include income tax and legal counseling, notary services and caregiver support. All services are served on a case-by-case and first-come, first-served basis.

The City continues to collect self-certification forms from participating seniors. In this quarter, there were 18 seniors that participated at the Center and remotely in the various programs offered by the Senior Center. In January, the Center hosted Arts & Crafts Day. In April the Easter luncheon, May the Cinco de Mayo dance and luncheon and in June a variety of activities and luncheons.

2023-2024 CAPER CDBG Activity Listing

(Activities Included in Analysis)

Identification

Project No.: D96309-24 **Jurisdiction:** La Puente
Project Title: Senior Services
IDIS Number:
Operating Agency: City of La Puente
Subrecipient Type: Participating City
Contract Period: 7/1/2024 to 6/30/2025
Activity Code: 05A Senior Services
National Objective: LMC Low/Mod Limited Clientele
Objective: Suitable Living Environment **Outcome:** Availability/Accessibility

Project Summary

This continuing project offers various programs, activities, and other services such as field trips, computer classes, aerobics, income-tax counseling, and legal advice to the elderly, 55 years of age and older, at the La Puente Senior Citizen Center.

Accomplishments and Net Expenditures

Priority Need: CD - Senior Programs
Performance Indicator: People (General)
Quantitative Accomplishments: Goal: 140 This Year: 0 Cumulative: 0 Ratio: 0.0%
Net Expenditures: Budgeted: \$46,095.00 This Year: \$0.00 Cumulative: \$0.00 Ratio: 0.0%

Annual Narrative:

2023-2024 CAPER CDBG Activity Listing
(Activities Included in Analysis)

La Verne

2023-2024 CAPER CDBG Activity Listing

(Activities Included in Analysis)

Identification

Project No.: 602624-23 **Jurisdiction:** La Verne
Project Title: ADA Sidewalk Repair Project (FY22-23)
IDIS Number: 12405
Operating Agency: City of La Verne
Subrecipient Type: Participating City
Contract Period: 7/1/2023 to 6/30/2025 **Quarter Completed:** 4
Activity Code: 03L Sidewalks
National Objective: LMC Low/Mod Limited Clientele
Objective: Suitable Living Environment **Outcome:** Availability/Accessibility

Project Summary

This new project provides for the removal of architectural and material barriers to provide unobstructed paths of travel for elderly and severely disabled adult residents by replacing damaged portions of residential sidewalks that are cracked and uplifted.

Accomplishments and Net Expenditures

Priority Need: Special Needs/Non-Homeless
Performance Indicator: People (General)
Quantitative Accomplishments: Goal: 3,910 This Year: 3,910 Cumulative: 3,910 Ratio: 100.0%
Net Expenditures: Budgeted: \$100,000.00 This Year: \$68,025.00 Cumulative: \$68,025.00 Ratio: 68.0%

Annual Narrative:

For the program year, construction has been completed which provided for the removal of architectural and material barriers to provide unobstructed paths of travel for elderly and severely disabled adult residents by replacing damaged portions of residential sidewalks that are cracked and uplifted within the areas of:

2157-2480 5TH ST
2180-2431 6TH ST
2332-2465 7TH ST
2332 8TH ST and spots locations

The labor compliance File Review is pending and scheduled for July 2024. Final Funding Request to be submitted immediately upon issuance of labor compliance Clearance Letter.

No leverage funds for this project.

Quarter: 1 **Accomplishment Quantity:** 0

Accomplishment Narrative:

During the first quarter, the City completed design and specifications for the project and received LACDA approval. The City also went out to bid and held a pre-construction conference with award contractor, TVR Construction. Work is scheduled through the first and second quarter of the program year and completion and administrative CDBG close-out expected in the 3rd and 4th quarters.

Quarter: 2 **Accomplishment Quantity:** 0

Accomplishment Narrative:

During the second quarter, all Sidewalk reconstruction was completed. Staff are working to close out and complete Labor Compliance File Review and submit final Funding Requests. Project will be fully reported as complete on next QPR.

Quarter: 3 **Accomplishment Quantity:** 0

2023-2024 CAPER CDBG Activity Listing

(Activities Included in Analysis)

Accomplishment Narrative:

As of the third quarter, construction is completed. The pending CPRs from Readymix supplier have been recently obtained, and the City will be requesting labor compliance file review from LACDA in the fourth quarter.

Quarter: 4 **Accomplishment Quantity:** 3,910

Accomplishment Narrative:

As of the fourth quarter, construction has been completed which provided for the removal of architectural and material barriers to provide unobstructed paths of travel for elderly and severely disabled adult residents by replacing damaged portions of residential sidewalks that are cracked and uplifted within the areas of:

2157-2480 5TH ST
2180-2431 6TH ST
2332-2465 7TH ST
2332 8TH ST and spots locations

The labor compliance File Review is pending and scheduled for July 2024.

2023-2024 CAPER CDBG Activity Listing

(Activities Included in Analysis)

Identification

Project No.: 602636-22 **Jurisdiction:** La Verne
Project Title: City Hall ADA Countertops Project
IDIS Number: 12442
Operating Agency: City of La Verne
Subrecipient Type: Participating City
Contract Period: 8/10/2023 to 6/30/2024 **Quarter Completed:** 4
Activity Code: 03Z Public Facilities and Improvements
National Objective: LMC Low/Mod Limited Clientele
Objective: Suitable Living Environment **Outcome:** Availability/Accessibility

Project Summary

This new project provides for the removal of access barriers for elderly, mobility impaired, wheelchair and disabled adults through the design and reconstruction of accessible service counters, to include walkways and applicable areas, and associated work for the Community Planning and other departments within the City of La Verne City Hall.

Accomplishments and Net Expenditures

Priority Need: Special Needs/Non-Homeless
Performance Indicator: Public Facilities
Quantitative Accomplishments: Goal: 1 This Year: 1 Cumulative: 1 Ratio: 100.0%
Net Expenditures: Budgeted: \$120,000.00 This Year: \$114,000.00 Cumulative: \$114,000.00 Ratio: 95.0%

Annual Narrative:

For the program year, the design and reconstruction work of accessible service counters, to include walkways and applicable areas, and associated work for the Community Planning and other departments within the City of La Verne City Hall, has been completed. A labor compliance file review is scheduled and pending for July 2024.

No leverage funds for this project.

Quarter: 1 **Accomplishment Quantity:** 0

Accomplishment Narrative:

As of the first quarter, the project is out to bid. In Q2, the City will award contract and conference with selected contractor to review compliance requirements and receive the Notice to Proceed.

Quarter: 2 **Accomplishment Quantity:** 0

Accomplishment Narrative:

During the second quarter, bid documents were prepared and sent to LACDA for review and were approved. Pre-bid meeting also was conducted as well as bid opening. The contract has been prepared and is set to be awarded on January 16th upon council approval. Construction to begin in the 3rd quarter. Construction completion is tentatively expected in the 4th quarter.

Quarter: 3 **Accomplishment Quantity:** 0

Accomplishment Narrative:

During the third quarter, the project is still in construction and almost complete. Construction completion is expected in the fourth quarter.

Quarter: 4 **Accomplishment Quantity:** 1

Accomplishment Narrative:

As of the fourth quarter, the design and reconstruction work of accessible service counters, to include walkways and applicable

2023-2024 CAPER CDBG Activity Listing

(Activities Included in Analysis)

areas, and associated work for the Community Planning and other departments within the City of La Verne City Hall, has been completed. A labor compliance file review is scheduled and pending for July 2024.

2023-2024 CAPER CDBG Activity Listing

(Activities Included in Analysis)

Identification

Project No.: 602637-22 **Jurisdiction:** La Verne
Project Title: City Hall ADA Restroom Automatic Doors Project
IDIS Number: 12457
Operating Agency: City of La Verne
Subrecipient Type: Participating City
Contract Period: 9/11/2023 to 6/30/2025 **Quarter Completed:** 4
Activity Code: 03Z Public Facilities and Improvements
National Objective: LMC Low/Mod Limited Clientele
Objective: Suitable Living Environment **Outcome:** Availability/Accessibility

Project Summary

This new project provides for the removal of access barriers for elderly, mobility impaired, wheelchair and disabled adults through the design and construction of the automatic public restroom doors at the City of La Verne City Hall, and applicable associated work.

Accomplishments and Net Expenditures

Priority Need: Special Needs/Non-Homeless
Performance Indicator: Public Facilities
Quantitative Accomplishments: Goal: 1 This Year: 1 Cumulative: 1 Ratio: 100.0%
Net Expenditures: Budgeted: \$80,000.00 This Year: \$24,020.00 Cumulative: \$24,020.00 Ratio: 30.0%

Annual Narrative:

For the program year, the design and construction work of installing automatic public restroom doors at the City of La Verne City Hall, and applicable associated work has been completed. A labor compliance file review is scheduled and pending for July 2024. Final funding request to be submitted immediately once labor compliance Clearance Letter is issued.

No leverage funds for this project.

Quarter: 1 **Accomplishment Quantity:** 0

Accomplishment Narrative:

As of the first quarter, the project is out to bid. In Q2, the City will award contract and conference with selected contractor to review compliance requirements and receive the Notice to Proceed.

Quarter: 2 **Accomplishment Quantity:** 0

Accomplishment Narrative:

During the second quarter, bid documents were prepared and sent to LACDA for review and were approved. Pre-bid meeting also was conducted as well as bid opening. The contract has been prepared and is set to be awarded on January 16th upon council approval. Construction to begin in the 3rd quarter. Construction completion is tentatively expected in the 4th quarter.

Quarter: 3 **Accomplishment Quantity:** 0

Accomplishment Narrative:

As of the third quarter, the project is still in construction and almost complete. Construction completion is expected in the fourth quarter.

Quarter: 4 **Accomplishment Quantity:** 1

Accomplishment Narrative:

As of the fourth quarter, the design and construction work of installing automatic public restroom doors at the City of La Verne

2023-2024 CAPER CDBG Activity Listing

(Activities Included in Analysis)

City Hall, and applicable associated work has been completed. A labor compliance file review is scheduled and pending for July 2024.

2023-2024 CAPER CDBG Activity Listing

(Activities Included in Analysis)

Identification

Project No.: 602662-23 **Jurisdiction:** La Verne
Project Title: Curb Ramp Accessibility Project
IDIS Number: 12486
Operating Agency: City of La Verne
Subrecipient Type: Participating City
Contract Period: 12/21/2023 to 6/30/2025 **Quarter Completed:** 4
Activity Code: 03L Sidewalks
National Objective: LMC Low/Mod Limited Clientele
Objective: Suitable Living Environment **Outcome:** Availability/Accessibility

Project Summary

This new project will remove architectural and material barriers by installing 23 new curb ramps to allow unobstructed access for elderly and severely disabled pedestrians to essential facilities.

The work bounded on the North at 8th Street, on the East by N White Ave, on the West by D Street, and on the South by Bonita Ave.

Accomplishments and Net Expenditures

Priority Need: Special Needs/Non-Homeless
Performance Indicator: People (General)
Quantitative Accomplishments: Goal: 3,910 This Year: 3,910 Cumulative: 3,910 Ratio: 100.0%
Net Expenditures: Budgeted: \$288,000.00 This Year: \$204,525.00 Cumulative: \$204,525.00 Ratio: 71.0%

Annual Narrative:

For the program year, construction was completed which included installation of new curb ramps at sidewalk intersections bounded on the North at 8th Street, on the East by N White Ave, on the West by D Street, and on the South by Bonita Ave. A labor compliance file review is scheduled and pending for July 2024. Upon issuance of labor compliance Clearance Letter, the City will send in their final Funding Request immediately.

No leverage funds for this project.

Quarter: 2 **Accomplishment Quantity:** 0

Accomplishment Narrative:

During the second quarter, bid documents were prepared and sent to LACDA for review and approval. LACDA approved bid documents, pre-bid meeting was held as well as the bid opening. Also during the quarter, the construction contract was awarded to the selected contractor and construction began and most of the work was substantially completed. Remaining work, project administrative close-out, Labor Compliance File Review and submittal of Funding Request will be completed in the third quarter.

Quarter: 3 **Accomplishment Quantity:** 0

Accomplishment Narrative:

As of the third quarter, construction is completed. The pending CPRs from Readymix supplier have been recently obtained, and the City will be moving to close out the project in the next quarter with LACDA for labor compliance File Review.

Quarter: 4 **Accomplishment Quantity:** 3,910

Accomplishment Narrative:

As of the fourth quarter, construction was completed which included installation of new curb ramps at sidewalk intersections

2023-2024 CAPER CDBG Activity Listing

(Activities Included in Analysis)

bounded on the North at 8th Street, on the East by N White Ave, on the West by D Street, and on the South by Bonita Ave. A labor compliance file review is scheduled and pending for July 2024.

2023-2024 CAPER CDBG Activity Listing

(Activities Included in Analysis)

Identification

Project No.: 602243-23 **Jurisdiction:** La Verne
Project Title: Senior Hot Lunch Program
IDIS Number: 12403
Operating Agency: City of La Verne
Subrecipient Type: Participating City
Contract Period: 7/1/2023 to 6/30/2024 **Quarter Completed:** 4
Activity Code: 05A Senior Services
National Objective: LMC Low/Mod Limited Clientele
Objective: Suitable Living Environment **Outcome:** Availability/Accessibility

Project Summary

This continuing program serves hot lunch to seniors, 60 years of age and older, at the La Verne Community Center. If health and safety stay-at-home orders are issued, this program offers pick-up or delivery of hot lunches.

Accomplishments and Net Expenditures

Priority Need: CD - Senior Programs
Performance Indicator: People (General)
Quantitative Accomplishments: Goal: 150 This Year: 107 Cumulative: 107 Ratio: 71.3%
Net Expenditures: Budgeted: \$31,290.00 This Year: \$13,451.00 Cumulative: \$13,451.00 Ratio: 43.0%

Annual Narrative:

For the program year, 4,792 meals were served to 107 unduplicated seniors participating in the Senior Hot Lunch program.

Direct Benefit (Race/Ethnicity):

<u>Race/Ethnicity</u>	<u>Numbers Assisted</u>
American Indian/Alaskan Native - Hispanic	1
Asian - Hispanic	1
Asian - Non-Hispanic	16
Asian and White - Non-Hispanic	1
Black/African American & White - Non-Hispanic	1
Black/African American - Non-Hispanic	3
Native Hawaiian/Other Pacific Islander - Hispanic	1
Native Hawaiian/Other Pacific Islander - Non Hispanic	2
Other Race - Hispanic	6
Other Race - Non-Hispanic	6
White - Hispanic	22
White - Non-Hispanic	47
Total	107

Direct Benefit (Income):

<u>Income Level</u>	<u>Numbers Assisted</u>
Moderate	107
Total	107

Quarter: 1 **Accomplishment Quantity:** 0

2023-2024 CAPER CDBG Activity Listing

(Activities Included in Analysis)

Accomplishment Narrative:

During the first quarter, a total of sixty-eight (68) unduplicated clients were served meals. Nine hundred sixty-two (962) meals were served in total.

Quarter: 2 **Accomplishment Quantity:** 85

Accomplishment Narrative:

During the second quarter, 17 new clients were served meals this quarter. A cumulative total of 966 meals were served.

Quarter: 3 **Accomplishment Quantity:** 0

Accomplishment Narrative:

A total of 22 new clients we serviced with meals this third quarter. 1,504 lunches were served year to date.

Quarter: 4 **Accomplishment Quantity:** 22

Accomplishment Narrative:

In the fourth quarter, 13 seniors were served meals this quarter. A total of 1,360 meals were served for the quarter.

2023-2024 CAPER CDBG Activity Listing

(Activities Included in Analysis)

Identification

Project No.: 602243-24 **Jurisdiction:** La Verne
Project Title: Senior Hot Lunch Program
IDIS Number:
Operating Agency: City of La Verne
Subrecipient Type: Participating City
Contract Period: 7/1/2024 to 6/30/2025
Activity Code: 05A Senior Services
National Objective: LMC Low/Mod Limited Clientele
Objective: Suitable Living Environment **Outcome:** Availability/Accessibility

Project Summary

This continuing program serves hot lunch to seniors, 60 years of age and older, at the La Verne Community Center. If health and safety stay-at-home orders are issued, this program offers pick-up or delivery of hot lunches.

Accomplishments and Net Expenditures

Priority Need: CD - Senior Programs
Performance Indicator: People (General)
Quantitative Accomplishments: Goal: 150 This Year: 0 Cumulative: 0 Ratio: 0.0%
Net Expenditures: Budgeted: \$23,114.00 This Year: \$0.00 Cumulative: \$0.00 Ratio: 0.0%

Annual Narrative:

2023-2024 CAPER CDBG Activity Listing

(Activities Included in Analysis)

Identification

Project No.: 602663-23 **Jurisdiction:** La Verne
Project Title: Sidewalk Curb Ramp Project (Bonita\White\Foothill\Fulton)
IDIS Number: 12491
Operating Agency: City of La Verne
Subrecipient Type: Participating City
Contract Period: 3/1/2024 to 6/30/2025
Activity Code: 03L Sidewalks
National Objective: LMC Low/Mod Limited Clientele
Objective: Suitable Living Environment **Outcome:** Availability/Accessibility

Project Summary

This new project will remove architectural and material barriers by installing 10-20 ADA compliant curb ramps and/or repairing cracked/damaged sidewalk panels to allow unobstructed access for elderly and severely disabled pedestrians. Boundaries for the work are: Bonita Ave (south), White Ave (west), Foothill blvd (north) and Fulton Rd (east).

Accomplishments and Net Expenditures

Priority Need: Special Needs/Non-Homeless
Performance Indicator: People (General)
Quantitative Accomplishments: Goal: 3,910 This Year: 0 Cumulative: 0 Ratio: 0.0%
Net Expenditures: Budgeted: \$80,000.00 This Year: \$0.00 Cumulative: \$0.00 Ratio: 0.0%

Annual Narrative:

For the short program year, procurement was performed in the 3rd quarter and a construction contract was also awarded. During the 4th quarter, there were issues with contract execution thus this project was extended into FY24 through a time-extension amendment. Administrative issues are being remedied and it is anticipated that during the first quarter of FY24, construction work will be ready to begin and complete the work.

Quarter: 3 **Accomplishment Quantity:** 0

Accomplishment Narrative:

During the third quarter, the construction contract was awarded by the City on 4/1/24, and construction is anticipated to commence in Spring of 2024. Construction completion is expected in the fourth quarter of the program year and project close-out to follow soon after.

Quarter: 4 **Accomplishment Quantity:** 0

Accomplishment Narrative:

As of the fourth quarter, this project was extended into FY24 through a time-extension amendment due to issues with executing a contract with the construction contractor. Administrative issues are being remedied and it is anticipated that during the first quarter of FY24, construction work will be ready to begin and complete the work.

2023-2024 CAPER CDBG Activity Listing
(Activities Included in Analysis)

Lawndale

2023-2024 CAPER CDBG Activity Listing

(Activities Included in Analysis)

Identification

Project No.: D96349-23 **Jurisdiction:** Lawndale
Project Title: Senior Activities
IDIS Number: 12384
Operating Agency: City of Lawndale
Subrecipient Type: Participating City
Contract Period: 7/1/2023 to 6/30/2024 **Quarter Completed:** 4
Activity Code: 05A Senior Services
National Objective: LMC Low/Mod Limited Clientele
Objective: Suitable Living Environment **Outcome:** Availability/Accessibility

Project Summary

This continuing program provides a hot lunch meal program for City of Lawndale senior residents, age 55 and over. The program is conducted Monday through Friday at the City's Community Center.

Accomplishments and Net Expenditures

Priority Need: CD - Senior Programs
Performance Indicator: People (General)
Quantitative Accomplishments: Goal: 175 This Year: 77 Cumulative: 77 Ratio: 44.0%
Net Expenditures: Budgeted: \$55,043.00 This Year: \$55,043.00 Cumulative: \$55,043.00 Ratio: 100.0%

Annual Narrative:

During Fiscal Year 2023-2024, a total of 87 new clients were served. A total of 12,388 meals were provided.

Leveraged funds supported this project.

Direct Benefit (Race/Ethnicity):

<u>Race/Ethnicity</u>	<u>Numbers Assisted</u>
Asian - Hispanic	1
Asian - Non-Hispanic	6
Black/African American - Non-Hispanic	6
Native Hawaiian/Other Pacific Islander - Non Hispanic	2
Other Race - Non-Hispanic	1
White - Hispanic	43
White - Non-Hispanic	18
Total	77

Direct Benefit (Income):

<u>Income Level</u>	<u>Numbers Assisted</u>
Moderate	77
Total	77

Quarter: 1 **Accomplishment Quantity:** 55

Accomplishment Narrative:

A total of 55 new clients were served. A total of 3,082 meals were provided.

Quarter: 2 **Accomplishment Quantity:** 12

2023-2024 CAPER CDBG Activity Listing

(Activities Included in Analysis)

Accomplishment Narrative:

57 individuals were served this quarter; 45 duplicated clients and 12 new clients were served, for a total of 3,078 client contacts.

Quarter: 3 **Accomplishment Quantity:** 10

Accomplishment Narrative:

61 individuals were served this quarter; 51 duplicated clients and 10 new clients were served, for a total of 2,946 client contacts. The 10 new clients will be reported in Q4 after glitches with the Public Service panel are resolved.

Quarter: 4 **Accomplishment Quantity:** 0

Accomplishment Narrative:

55 individuals were served this quarter; 45 duplicated clients and 10 new clients were served, for a total of 3,282 client contacts.

2023-2024 CAPER CDBG Activity Listing

(Activities Included in Analysis)

Identification

Project No.: D96349-24 **Jurisdiction:** Lawndale
Project Title: Senior Activities
IDIS Number:
Operating Agency: City of Lawndale
Subrecipient Type: Participating City
Contract Period: 7/1/2024 to 6/30/2025
Activity Code: 05A Senior Services
National Objective: LMC Low/Mod Limited Clientele
Objective: Suitable Living Environment **Outcome:** Availability/Accessibility

Project Summary

This continuing program provides a hot lunch meal program for City of Lawndale senior residents, age 55 and over. The program is conducted Monday through Friday at the City's Community Center.

Accomplishments and Net Expenditures

Priority Need: CD - Senior Programs
Performance Indicator: People (General)
Quantitative Accomplishments: Goal: 175 This Year: 0 Cumulative: 0 Ratio: 0.0%
Net Expenditures: Budgeted: \$40,068.00 This Year: \$7,570.00 Cumulative: \$7,570.00 Ratio: 18.9%

Annual Narrative:

2023-2024 CAPER CDBG Activity Listing

(Activities Included in Analysis)

Identification

Project No.: 602300-21 **Jurisdiction:** Lawndale
Project Title: Street Improvements FY 2021-22
IDIS Number: 11840
Operating Agency: City of Lawndale
Subrecipient Type: Participating City
Contract Period: 7/1/2021 to 6/30/2024 **Quarter Completed:** 3
Activity Code: 03K Street Improvements
National Objective: LMA Low/Mod Area
Objective: Suitable Living Environment **Outcome:** Sustainability

Project Summary

This project consists of street improvements including cold mill variable depth of existing asphalt pavement, installation of new asphalt – asphalt rubber hot mix (ARHM), saw cutting and removal and reconstruction of sidewalk, adjusting utility covers to grade, and pavement striping at the following primarily residential, low-and moderate-income income area streets:

1. 169th Street from Grevillea Ave. to Hawthorne Blvd.
2. Kingsdale Ave. from 145th St. to 147th St.

These following additional locations have been added project, but will be funded with leverage funds other than CDBG:

3. Kingsdale Avenue from Rosecrans Avenue to 147th Street.
4. 169th Street from Hawthorne Boulevard to Grevillea Avenue
5. 167th Street from Hawthorne Boulevard to West End (Rail Road).
6. 167th Street from Prairie Avenue to Osage Avenue.
7. Alley Manhattan Beach from Freeman Avenue to Alley Hawthorne.
8. Alley 145 from Hawthorne Boulevard to Burin Avenue.
9. Alley 147 from Mansel Avenue to Kingsdale Avenue.
10. Alley 161 from Sombra Avenue to Prairie Avenue.
11. Alley 173 from Condon Avenue to Inglewood Avenue.
12. Alley Grevillea from 169th Street to 172nd Street.
13. Alley Burin from Alley 147 to Marine Avenue.
14. Alley Mansel from Alley 147 to 149th Street.

Accomplishments and Net Expenditures

Priority Need:	CD - Infrastructure			
Performance Indicator:	People (General)			
Quantitative Accomplishments:	Goal: 8,320	This Year: 8,320	Cumulative: 8,320	Ratio: 100.0%
Net Expenditures:	Budgeted: \$462,176.00	This Year: \$38,564.00	Cumulative: \$299,556.00	Ratio: 64.8%

Annual Narrative:

The City successfully completed street improvements from 169th Street from Grevillea Avenue to Hawthorne Boulevard and from Kingsdale Avenue from 145th Street to 147th Street.

Quarter: 1 **Accomplishment Quantity:** 0

Accomplishment Narrative:

Construction was completed during the 1st quarter. Labor Compliance Monitoring is still in progress. It is anticipated that the Labor Compliance File Review will be scheduled during the 2nd quarter.

Quarter: 2 **Accomplishment Quantity:** 0

2023-2024 CAPER CDBG Activity Listing

(Activities Included in Analysis)

Accomplishment Narrative:

Construction was completed during the 1st quarter. Labor Compliance Monitoring continued during the 2nd quarter. A Labor Compliance File Review will be scheduled in January 2024.

Quarter: 3 **Accomplishment Quantity:** 8,320

Accomplishment Narrative:

A Labor Compliance File Review was conducted on February 8, 2024. The City received a File Review Clearance Letter dated March 7, 2024. The final Funding Requests will be submitted during the 4th quarter.

2023-2024 CAPER CDBG Activity Listing

(Activities Included in Analysis)

Identification

Project No.: 602487-22 **Jurisdiction:** Lawndale
Project Title: Street Improvements FY 2022-23
IDIS Number: 12053
Operating Agency: City of Lawndale
Subrecipient Type: Participating City
Contract Period: 7/1/2022 to 6/30/2025
Activity Code: 03K Street Improvements
National Objective: LMA Low/Mod Area
Objective: Suitable Living Environment **Outcome:** Sustainability

Project Summary

This project consists of street improvements including cold mill variable depth of existing asphalt pavement, installation of new asphalt – asphalt rubber hot mix, saw cutting and removal and reconstruction of sidewalk, adjusting utility covers to grade, and pavement striping at primarily residential, low-and moderate-income income area streets.

Accomplishments and Net Expenditures

Priority Need: CD - Infrastructure
Performance Indicator: People (General)
Quantitative Accomplishments: Goal: 12,260 This Year: 0 Cumulative: 0 Ratio: 0.0%
Net Expenditures: Budgeted: \$432,681.00 This Year: \$29,430.00 Cumulative: \$41,765.00 Ratio: 9.7%

Annual Narrative:

There were project delays due in part to a non-CDBG project that needed to be completed before this project could begin. The project design phase was nearing completion during the 4th quarter. The bid documents will be submitted to LACDA for review in July 2024. An amendment to extend the project End Date into fiscal year 24-25 was approved by LACDA. The project is on track to be completed by late 2024.

Quarter: 1 **Accomplishment Quantity:** 0

Accomplishment Narrative:

The project is in the design phase. The bid specifications may be completed during the 2nd quarter.

Quarter: 2 **Accomplishment Quantity:** 0

Accomplishment Narrative:

The project was still in the design phase during the 2nd quarter. The bid specifications may be completed during the 3rd quarter.

Quarter: 3 **Accomplishment Quantity:** 0

Accomplishment Narrative:

The project design phase continued during the 3rd quarter. The Public Works department has determined that it would be more cost effective to expand to project scope by adding more street locations and adding the City's FY 24-25 funds to the project after the new program year begins on July 1, 2024. The bid documents should be ready for submission to LACDA for review during the 4th quarter of 23-24. The City will submit an amendment request to extend the project End Date into fiscal year 24-25 in order to ensure that there is sufficient time to complete the Labor Compliance monitoring process.

Quarter: 4 **Accomplishment Quantity:** 0

Accomplishment Narrative:

The project design phase was nearly complete by the end of the 4th quarter. The bid documents will be submitted to LACDA for review in July 2024. An amendment to extend the project End Date into fiscal year 24-25 was approved by LACDA. The

2023-2024 CAPER CDBG Activity Listing

(Activities Included in Analysis)

project is on track to be completed by late 2024.

2023-2024 CAPER CDBG Activity Listing
(Activities Included in Analysis)

Lomita

2023-2024 CAPER CDBG Activity Listing

(Activities Included in Analysis)

Identification

Project No.: 601884-23 **Jurisdiction:** Lomita
Project Title: Job Creation and Business Incentive Loan Program
IDIS Number: 12330
Operating Agency: City of Lomita
Subrecipient Type: Participating City
Contract Period: 7/1/2023 to 6/30/2024
Activity Code: 18A ED Direct: Direct Financial Assistance to For Profit Business
National Objective: LMJ Low/Mod Jobs
Objective: Creating Economic Opportunity **Outcome:** Availability/Accessibility

Project Summary

This program provides forgivable commercial rehabilitation loans to businesses within the City of Lomita for the purpose of creating permanent jobs that will be made available for low-and moderate-income individuals.

Accomplishments and Net Expenditures

Priority Need: CD - Economic Development
Performance Indicator: Jobs
Quantitative Accomplishments: Goal: 2 This Year: 1 Cumulative: 1 Ratio: 50.0%
Net Expenditures: Budgeted: \$76,497.00 This Year: \$48,136.00 Cumulative: \$48,136.00 Ratio: 62.9%

Annual Narrative:

1 loan was awarded during FY 23-24 during Q3. A \$35,000 loan was awarded to The Hive.

Jobs Created:

<u>Job Category</u>	<u>Permanent Jobs</u>	<u>Permanent FTE Jobs</u>	<u>Low / Mod Jobs</u>
Quarter-Time (10 Hrs.):	1.00	0.25	0.00
Three-Quarter-Time (30 Hrs.):	1.00	0.75	0.00
Total	2.00	1.00	0.00

Businesses Assisted:

<u>Business Name</u>	<u>Duns Number</u>	<u>Type of Business</u>
The Hive	LKTZREUY5ME3	New

Grants/Loans:

<u>Quarter</u>	<u>Grants</u>	<u>Loans</u>
4	0	35000
Total	0	35000

Quarter: 1 **Accomplishment Quantity:** 0

Accomplishment Narrative:

No new loans were awarded during Q1. City staff met with a business owner to review their draft application on 9/25/23. Staff is awaiting submission of the businesses' fully completed application.

Quarter: 2 **Accomplishment Quantity:** 0

Accomplishment Narrative:

During this quarter, one applicant provided the additional information required for staff to complete the application review. The proposed loan will go to the Loan Committee in January 2024. If approved, the loan may be awarded during the 3rd quarter.

2023-2024 CAPER CDBG Activity Listing

(Activities Included in Analysis)

Quarter: 3 **Accomplishment Quantity:** 1

Accomplishment Narrative:

1 loan was awarded at the end of the 3rd quarter. Staff will enter the accomplishment data as the job creation information is collected.

Quarter: 4 **Accomplishment Quantity:** 0

Accomplishment Narrative:

No new loans were awarded during the 4th quarter.

2023-2024 CAPER CDBG Activity Listing

(Activities Included in Analysis)

Identification

Project No.: 601884-24 **Jurisdiction:** Lomita
Project Title: Job Creation and Business Incentive Loan Program
IDIS Number:
Operating Agency: City of Lomita
Subrecipient Type: Participating City
Contract Period: 7/1/2024 to 6/30/2025
Activity Code: 18A ED Direct: Direct Financial Assistance to For Profit Business
National Objective: LMJ Low/Mod Jobs
Objective: Creating Economic Opportunity **Outcome:** Availability/Accessibility

Project Summary

This program provides forgivable commercial rehabilitation loans to businesses within the City of Lomita for the purpose of creating permanent jobs that will be made available for low-and moderate-income individuals.

Accomplishments and Net Expenditures

Priority Need: CD - Economic Development
Performance Indicator: Jobs
Quantitative Accomplishments: Goal: 2 This Year: 0 Cumulative: 0 Ratio: 0.0%
Net Expenditures: Budgeted: \$87,000.00 This Year: \$0.00 Cumulative: \$0.00 Ratio: 0.0%

Annual Narrative:

2023-2024 CAPER CDBG Activity Listing

(Activities Included in Analysis)

Identification

Project No.: D96370-23 **Jurisdiction:** Lomita
Project Title: Lifeline Personal Response System
IDIS Number: 12386
Operating Agency: City of Lomita
Subrecipient Type: Participating City
Contract Period: 7/1/2023 to 6/30/2024 **Quarter Completed:** 4
Activity Code: 05A Senior Services
National Objective: LMC Low/Mod Limited Clientele
Objective: Suitable Living Environment **Outcome:** Availability/Accessibility

Project Summary

This continuing project provides medically high-risk elderly persons, age 55 and older, and/or severely disabled adults with electronic home based devices which allow them to alert the hospital in the event of an emergency, even if they cannot reach or operate a telephone.

Accomplishments and Net Expenditures

Priority Need: CD - Senior Programs
Performance Indicator: People (General)
Quantitative Accomplishments: Goal: 30 This Year: 20 Cumulative: 20 Ratio: 66.7%
Net Expenditures: Budgeted: \$28,424.00 This Year: \$19,825.00 Cumulative: \$19,825.00 Ratio: 69.7%

Annual Narrative:

20 clients were served during FY 2023-24. No leverage funds were used on this project.

Direct Benefit (Race/Ethnicity):

<u>Race/Ethnicity</u>	<u>Numbers Assisted</u>
Asian and White - Non-Hispanic	1
Black/African American - Non-Hispanic	1
Other Race - Hispanic	1
White - Hispanic	6
White - Non-Hispanic	11
Total	20

Direct Benefit (Income):

<u>Income Level</u>	<u>Numbers Assisted</u>
Moderate	20
Total	20

Quarter: 1 **Accomplishment Quantity:** 20

Accomplishment Narrative:

Twenty seniors were served during the 1st quarter.

Quarter: 2 **Accomplishment Quantity:** 0

Accomplishment Narrative:

Twenty seniors were served during the 2nd quarter.

Quarter: 3 **Accomplishment Quantity:** 0

2023-2024 CAPER CDBG Activity Listing

(Activities Included in Analysis)

Accomplishment Narrative:

19 seniors (duplicate) were served during the 3rd quarter.

Quarter: 4 **Accomplishment Quantity:** 0

Accomplishment Narrative:

19 seniors (duplicate) were served during the 4th quarter.

2023-2024 CAPER CDBG Activity Listing

(Activities Included in Analysis)

Identification

Project No.: D96370-24 **Jurisdiction:** Lomita
Project Title: Lifeline Personal Response System
IDIS Number:
Operating Agency: City of Lomita
Subrecipient Type: Participating City
Contract Period: 7/1/2024 to 6/30/2025
Activity Code: 05A Senior Services
National Objective: LMC Low/Mod Limited Clientele
Objective: Suitable Living Environment **Outcome:** Availability/Accessibility

Project Summary

This continuing project provides medically high-risk elderly persons, age 55 and older, and/or severely disabled adults with electronic home based devices which allow them to alert the hospital in the event of an emergency, even if they cannot reach or operate a telephone.

Accomplishments and Net Expenditures

Priority Need: CD - Senior Programs
Performance Indicator: People (General)
Quantitative Accomplishments: Goal: 30 This Year: 0 Cumulative: 0 Ratio: 0.0%
Net Expenditures: Budgeted: \$20,695.00 This Year: \$1,316.00 Cumulative: \$1,316.00 Ratio: 6.4%

Annual Narrative:

2023-2024 CAPER CDBG Activity Listing

(Activities Included in Analysis)

Identification

Project No.: D96361-23 **Jurisdiction:** Lomita
Project Title: Residential Rehabilitation
IDIS Number: 12385
Operating Agency: City of Lomita
Subrecipient Type: Participating City
Contract Period: 7/1/2023 to 6/30/2024 **Quarter Completed:** 4
Activity Code: 14A Rehabilitation: Single-Unit Residential
National Objective: LMH Low/Mod Housing
Objective: Decent Housing **Outcome:** Affordability

Project Summary

This continuing project provides grants and loans to eligible owner-occupied residential property homeowners including mobile homes, that are in need of major and emergency repairs to correct substandard property conditions, code violations, seismic retrofits, and address lead-based paint and asbestos hazards.

Accomplishments and Net Expenditures

Priority Need: Housing
Performance Indicator: Housing Units
Quantitative Accomplishments: Goal: 2 This Year: 1 Cumulative: 1 Ratio: 50.0%
Net Expenditures: Budgeted: \$37,200.00 This Year: \$21,295.00 Cumulative: \$21,295.00 Ratio: 57.2%

Annual Narrative:

1 project was completed during fiscal year 23-24. 1 additional project was awarded, but the selected contractor was not able to start the project and will have to be replaced. The project will be awarded to another contractor and will be completed during fiscal year 24-25.

Direct Benefit (Race/Ethnicity):

<u>Race/Ethnicity</u>	<u>Owners</u>	<u>Renters</u>
White - Non-Hispanic	1	0
Total	1	0

Direct Benefit (Income):

<u>Income Level</u>	<u>Owners</u>	<u>Renters</u>
Extremely Low	1	0
Total	1	0

Housing Detail:

<u>Street Address</u>	<u>City</u>	<u>State</u>	<u>Zip</u>	<u>Rent/Own</u>	<u>Income Level</u>	<u>Expenditures</u>
24725 Pennsylvania Avenue #B19	Lomita	CA	90717	Owners	Extremely Low	\$15,000

Total Number of Housing Units Assisted : 1

Housing Data:

<u>Category</u>	<u>Homeowners</u>	<u>Renters</u>
3) Total units occupied by elderly (62 years or older):	1	0

Lead Paint Detail:

2023-2024 CAPER CDBG Activity Listing

(Activities Included in Analysis)

Number of housing units constructed before 1978	0
Exempt: Housing construction 1978 or later	0
Exempt: No paint disturbed	1
Otherwise exempt	0

Lead Hazard Remediation Actions:

Lead Safe Work Practices (Hard costs <= \$5,000)	0
Interim Controls or Standard Practices (Hard costs \$5,000 - \$25,000)	0
Abatement (Hard costs > \$25,000)	0

Grants/Loans:

<u>Quarter</u>	<u>Grants</u>	<u>Loans</u>
3	1	0
Total	1	0

Quarter: 1 **Accomplishment Quantity:** 0

Accomplishment Narrative:

During this quarter two (2) applicants were approved. Contract documents will be signed during Quarter 2. Both projects are on schedule to be completed by Quarter 3.

Quarter: 2 **Accomplishment Quantity:** 0

Accomplishment Narrative:

Contract documents for two projects were signed during the 2nd quarter. Both projects are on schedule to be completed during the 3rd quarter.

Quarter: 3 **Accomplishment Quantity:** 1

Accomplishment Narrative:

1 project was completed during the 3rd quarter. 1 more project should be completed during the 4th quarter.

Quarter: 4 **Accomplishment Quantity:** 0

Accomplishment Narrative:

No projects were completed during the 4th quarter.

2023-2024 CAPER CDBG Activity Listing

(Activities Included in Analysis)

Identification

Project No.: D96361-24 **Jurisdiction:** Lomita
Project Title: Residential Rehabilitation
IDIS Number:
Operating Agency: City of Lomita
Subrecipient Type: Participating City
Contract Period: 7/1/2024 to 6/30/2025
Activity Code: 14A Rehabilitation: Single-Unit Residential
National Objective: LMH Low/Mod Housing
Objective: Decent Housing **Outcome:** Affordability

Project Summary

This continuing project provides grants and loans to eligible owner-occupied residential property homeowners including mobile homes, that are in need of major and emergency repairs to correct substandard property conditions, code violations, seismic retrofits, and address lead-based paint and asbestos hazards.

Accomplishments and Net Expenditures

Priority Need: Housing
Performance Indicator: Housing Units
Quantitative Accomplishments: Goal: 2 This Year: 0 Cumulative: 0 Ratio: 0.0%
Net Expenditures: Budgeted: \$75,000.00 This Year: \$0.00 Cumulative: \$0.00 Ratio: 0.0%

Annual Narrative:

2023-2024 CAPER CDBG Activity Listing
(Activities Included in Analysis)

Malibu

2023-2024 CAPER CDBG Activity Listing

(Activities Included in Analysis)

Identification

Project No.: D96926-23 **Jurisdiction:** Malibu
Project Title: Day Labor Exchange and Job Referral
IDIS Number: 12393
Operating Agency: City of Malibu
Subrecipient Type: Participating City
Contract Period: 7/1/2023 to 6/30/2024 **Quarter Completed:** 4
Activity Code: 05H Employment Training
National Objective: LMC Low/Mod Limited Clientele
Objective: Suitable Living Environment **Outcome:** Availability/Accessibility

Project Summary

This continuing program provides services to low- and moderate-income day workers at a centralized location used for labor outsourcing. It also provides services including registering for a Photo ID, bilingual assistance with hiring, a bilingual tutoring program, work lottery, daily lunches, sanitary facilities, and telephone and message access related to work.

Accomplishments and Net Expenditures

Priority Need: CD - Public Services
Performance Indicator: People (General)
Quantitative Accomplishments: Goal: 300 This Year: 239 Cumulative: 239 Ratio: 79.7%
Net Expenditures: Budgeted: \$9,900.00 This Year: \$9,900.00 Cumulative: \$9,900.00 Ratio: 100.0%

Annual Narrative:

While jobs for our workers is primary we also provide programs to help them improve their chances of being hired as well as their daily lives. Our clients are currently blitzing the Malibu Community with flyers and conversation to delineate their skills and availability. Pepperdine Law Clinic met all year with some of our workers to gain the knowledge necessary to start their own businesses. Pepperdine Public Policy School collaborated with 30 of our clients to improve financial behaviors and literacy through a mobile phone delivered app developed by Pepperdine. The Malibu Library continues bi weekly information gatherings on Library services available to our workers including lap tops for home use. Our Executive Director meets bi weekly with clients to discuss concerns and ideas.

Direct Benefit (Race/Ethnicity):

<u>Race/Ethnicity</u>	<u>Numbers Assisted</u>
Black/African American & White - Non-Hispanic	1
Black/African American - Hispanic	2
Black/African American - Non-Hispanic	5
Other Race - Non-Hispanic	2
White - Hispanic	185
White - Non-Hispanic	44
Total	239

Direct Benefit (Income):

<u>Income Level</u>	<u>Numbers Assisted</u>
Extremely Low	233
Low	3
Moderate	3
Total	239

2023-2024 CAPER CDBG Activity Listing

(Activities Included in Analysis)

Quarter: 1 **Accomplishment Quantity:** 82

Accomplishment Narrative:

Malibu Community Labor Exchange (MCLE) provided a total of 951 jobs for 82 of our clients during this first quarter 2023 year. Our clients/workers were hired by local community folks to help in their business and in their homes. They were also hired by local event organizers to assist with the annual Chili Cook Off and the annual Malibu Triathlon. At an average of \$22/hr that is \$167,000 that went to help individuals and families who live below the poverty line.

MCLE also held its 30th anniversary celebration where Board members, community supporters, volunteers and our clients danced to the Mariachi band and enjoyed watching the group of young dances performing the traditional dances of the indigenous people of Mexico.

Quarter: 2 **Accomplishment Quantity:** 39

Accomplishment Narrative:

For the three months ending on December 31, 2023, 39 new individuals signed up to use the MCLE services. Of this number 15 were Female-Headed Households. The number of jobs obtained in the 2nd QTR of FY 2023 was 870. The total number of Job Seekers was 2012 and includes repeat individuals seeking work through the MCLE.

Our Board of Directors continues to seek relationships with Pepperdine University, Santa Monica College, the James Irvine Foundation and the Malibu Community to develop paths to better serve the overall needs of our population. This path allows us to rethink our Strategic Plan as a Non Profit, gather knowledge to look into setting up an endowment fund and provide workshops on starting a small business or accessing medical insurance and free Covid immunizations.

Quarter: 3 **Accomplishment Quantity:** 68

Accomplishment Narrative:

The MCLE Board, Executive Director and Media Relations Intern continue to work to empower our client workers through educational seminars, group meetings, attending NDALON conferences and more. They ask, who are our competitors, our supporters. The workers are encouraged to come to the table, use their voices, think outside the box, problem solve again and again. Our job is to transform lives, inspire and educate.

In QTR 3 we served 68 new workers and found 895 jobs. Total number of daily job seekers was 1707 which includes repeat individuals seeking work at MCLE

Quarter: 4 **Accomplishment Quantity:** 50

Accomplishment Narrative:

For the fourth quarter, 50 individuals were referred to day labor jobs.

2023-2024 CAPER CDBG Activity Listing

(Activities Included in Analysis)

Identification

Project No.: D96926-24 **Jurisdiction:** Malibu
Project Title: Day Labor Exchange and Job Referral
IDIS Number:
Operating Agency: City of Malibu
Subrecipient Type: Participating City
Contract Period: 7/1/2024 to 6/30/2025
Activity Code: 05H Employment Training
National Objective: LMC Low/Mod Limited Clientele
Objective: Suitable Living Environment **Outcome:** Availability/Accessibility

Project Summary

This continuing program provides services to low- and moderate-income day workers at a centralized location used for labor outsourcing. It also provides services including registering for a Photo ID, bilingual assistance with hiring, a bilingual tutoring program, work lottery, daily lunches, sanitary facilities, and telephone and message access related to work.

Accomplishments and Net Expenditures

Priority Need: CD - Public Services
Performance Indicator: People (General)
Quantitative Accomplishments: Goal: 300 This Year: 0 Cumulative: 0 Ratio: 0.0%
Net Expenditures: Budgeted: \$9,748.00 This Year: \$0.00 Cumulative: \$0.00 Ratio: 0.0%

Annual Narrative:

2023-2024 CAPER CDBG Activity Listing

(Activities Included in Analysis)

Identification

Project No.: 602478-22 **Jurisdiction:** Malibu
Project Title: MCLE Permanent Officer Trailer Project
IDIS Number: 12212
Operating Agency: City of Malibu
Subrecipient Type: Participating City
Contract Period: 7/13/2022 to 6/30/2025
Activity Code: 03Z Public Facilities and Improvements
National Objective: LMC Low/Mod Limited Clientele
Objective: Suitable Living Environment **Outcome:** Availability/Accessibility

Project Summary

This new project provides for the purchase and installation of a permanent officer trailer for the Malibu Community Labor Exchange on the Los Angeles County property on Civic Center Way in the City of Malibu's civic center area. The MCLE provides a safe place for low-to moderate-income persons to find jobs, build a resume of experience, and take ESL classes.

Accomplishments and Net Expenditures

Priority Need: CD - Public Facilities
Performance Indicator: Public Facilities
Quantitative Accomplishments: Goal: 1 This Year: 0 Cumulative: 0 Ratio: 0.0%
Net Expenditures: Budgeted: \$275,752.00 This Year: \$57,272.00 Cumulative: \$57,272.00 Ratio: 20.8%

Annual Narrative:

For FY23, the MCLE permanent office project has been advancing steadily. A geotechnical report for the site has been completed, along with site preparation and coordination meetings with Santa Monica College. The Conditional Use Permit (CUP) and Coastal Development Permit (CDP) for the site have been approved. Additionally, design work on the office project continues to move forward, with the Design & Detailing Plans for the foundation at 70% completion. Design on the structure of the building has also begun. In the next quarter, the City will solicit bids for the construction of the permanent trailer.

Quarter: 1 **Accomplishment Quantity:** 0

Accomplishment Narrative:

During the first quarter, the MCLE permanent office project continued to progress with the completion of a Geo technical report for the site, site prep coordination meetings with Santa Monica College, permitting action to approve the CUP and CDP for the site, and design has begun for the foundation and office construction specs. During the next quarter (Q2) it is hoped an RFP can be issued to receive bids on building the office, delivering and installing the structure.

Quarter: 2 **Accomplishment Quantity:** 0

Accomplishment Narrative:

The MCLE permanent office project continues to progress with the completion of a Geo technical report for the site, site prep and coordination meetings with Santa Monica College. The CUP and CDP has been approved for the site, and design work has commenced on the permanent trailer. During the next quarter the City will solicit bids for the construction of the permanent trailer.

Quarter: 3 **Accomplishment Quantity:** 0

Accomplishment Narrative:

The MCLE permanent office project continues to progress with the completion of a Geo Technical report for the site, site prep and coordination meetings with Santa Monica College. The CUP and CDP has been approved for the site, and design work has commenced on the permanent trailer. During the next quarter the City will solicit bids for the construction of the permanent

2023-2024 CAPER CDBG Activity Listing

(Activities Included in Analysis)

trailer.

Quarter: 4 **Accomplishment Quantity:** 0

Accomplishment Narrative:

For Q4, the MCLE permanent office project is advancing steadily. A geotechnical report for the site has been completed, along with site preparation and coordination meetings with Santa Monica College. The Conditional Use Permit (CUP) and Coastal Development Permit (CDP) for the site have been approved. Additionally, design work on the office project continues to move forward, with the Design & Detailing Plans for the foundation at 70% completion. Design on the structure of the building has also begun. In the next quarter, the City will solicit bids for the construction of the permanent trailer.

Manhattan Beach

2023-2024 CAPER CDBG Activity Listing

(Activities Included in Analysis)

Identification

Project No.: 602599-23 **Jurisdiction:** Manhattan Beach
Project Title: Installation of ADA Access Ramps - Cycle 3
IDIS Number: 12415
Operating Agency: City of Manhattan Beach
Subrecipient Type: Participating City
Contract Period: 7/1/2023 to 6/30/2025
Activity Code: 03L Sidewalks
National Objective: LMC Low/Mod Limited Clientele
Objective: Suitable Living Environment **Outcome:** Availability/Accessibility

Project Summary

This new project will remove architectural and material barriers for unobstructed paths of travel for elderly & severely disabled adults through installation and reconstruction of curb ramps. Approximately 20 curb ramp locations near Pacific Elementary School; Mira Costa High School; intersection of Powell & 8th between MB Blvd. south & Rosecrans Ave on the north.

Accomplishments and Net Expenditures

Priority Need: Special Needs/Non-Homeless
Performance Indicator: People (General)
Quantitative Accomplishments: Goal: 1,766 This Year: 0 Cumulative: 0 Ratio: 0.0%
Net Expenditures: Budgeted: \$199,866.00 This Year: \$144.00 Cumulative: \$144.00 Ratio: 0.1%

Annual Narrative:

This project extends through June 30, 2025.

Quarter: 1 **Accomplishment Quantity:** 0

Accomplishment Narrative:

As of the first quarter, the project is in the design phase. Bid Specifications are anticipated to be submitted to LACDA next quarter (Q2) for approval and then proceed to advertising and Bid Opening.

Quarter: 2 **Accomplishment Quantity:** 0

Accomplishment Narrative:

As of the second quarter, project design is complete. Bid Specifications are anticipated to be submitted to LACDA next quarter (Q3).

Quarter: 3 **Accomplishment Quantity:** 0

Accomplishment Narrative:

During the third quarter, Bid Documents were submitted to LACDA on January 25, 2024. The Bid Document was deemed acceptable on February 5, 2024. A Notice Inviting Bids was released on March 14, 2024. A public Bid Opening will be held and a construction contract will be awarded next quarter.

Quarter: 4 **Accomplishment Quantity:** 0

Accomplishment Narrative:

For the fourth quarter, a Bid Opening was held on April 9, 2024. A construction contract was awarded on May 7, 2024. Construction is expected to begin next quarter of FY24.

2023-2024 CAPER CDBG Activity Listing

(Activities Included in Analysis)

Identification

Project No.: 602027-18 **Jurisdiction:** Manhattan Beach
Project Title: Manhattan Senior Villas ADA Pathway
IDIS Number: 11081
Operating Agency: City of Manhattan Beach
Subrecipient Type: Participating City
Contract Period: 10/25/2018 to 12/30/2024 **Quarter Completed:** 4
Activity Code: 03L Sidewalks
National Objective: LMC Low/Mod Limited Clientele
Objective: Suitable Living Environment **Outcome:** Availability/Accessibility

Project Summary

This new project will remove architectural and material barriers in order to create unobstructed paths of travel for seniors and severely disabled adults to access the Manhattan Senior Villas, Manhattan Village Park and Parkview Ave.

Accomplishments and Net Expenditures

Priority Need: Special Needs/Non-Homeless
Performance Indicator: People (General)
Quantitative Accomplishments: Goal: 1,679 This Year: 1,679 Cumulative: 1,679 Ratio: 100.0%
Net Expenditures: Budgeted: \$468,377.00 This Year: \$338,109.00 Cumulative: \$446,912.00 Ratio: 95.4%

Annual Narrative:

For the project overall, construction activities removed architectural and material barriers of an uneven gravel and dirt pathway and constructed an ADA-compliant concrete pathways, installed perimeter railing, directional signage, and installed an ADA-compliant curb ramps and gutters to create unobstructed paths of travel and accessibility for seniors and the severely disabled adults to the Manhattan Senior Villas, Manhattan Village Park and the terminus at Parkview Ave. Labor Compliance file review was completed in the fourth quarter of FY23 and clearance letter sent out.

No leverage funding for this project.

Quarter: 1 **Accomplishment Quantity:** 0

Accomplishment Narrative:

During the first quarter, construction fully resumed and is expected to be completed next quarter (Q2). This project has progressed to the point that the CDBG close-out will be processed in Q2 as well.

Quarter: 2 **Accomplishment Quantity:** 0

Accomplishment Narrative:

During the second quarter, construction significantly progressed. Shoring and construction of the wall adjacent to the ADA-compliant concrete pathway was completed. The ADA-compliant concrete pathway was installed, along with the ADA-compliant curb ramp. Project completion is anticipated next quarter after fabrication and installation of the perimeter railings and parking lot striping.

Quarter: 3 **Accomplishment Quantity:** 0

Accomplishment Narrative:

During the third quarter, parking lot striping was completed. Project completion is anticipated next quarter after installation of the perimeter pathway hand railings.

Quarter: 4 **Accomplishment Quantity:** 1,679

2023-2024 CAPER CDBG Activity Listing

(Activities Included in Analysis)

Accomplishment Narrative:

As of the fourth quarter, construction is complete. A Labor Compliance File Review was conducted on June 18, 2024. The Labor Compliance Clearance letter was issued at the end of June and sent out to the City. City sent in their "Final" Funding Request, project is now closed.

2023-2024 CAPER CDBG Activity Listing
(Activities Included in Analysis)

Maywood

2023-2024 CAPER CDBG Activity Listing

(Activities Included in Analysis)

Identification

Project No.: 600791-23 **Jurisdiction:** Maywood
Project Title: Code Enforcement
IDIS Number: 12305
Operating Agency: City of Maywood
Subrecipient Type: Participating City
Contract Period: 7/1/2023 to 6/30/2024 **Quarter Completed:** 4
Activity Code: 15 Code Enforcement
National Objective: LMA Low/Mod Area
Objective: Suitable Living Environment **Outcome:** Sustainability

Project Summary

This continuing code enforcement project aids in addressing the decline of primarily residential, low- and moderate-income areas in census tracts which have been deemed deteriorating or deteriorated in the City of Maywood.

The following are the most common types of violations cited through this CDBG-funded activity: illegal garage conversions, illegal additions, property maintenance, and illegal storage. This program is being operated in tandem with the Graffiti Removal Program to assist in addressing the decline of the area.

Accomplishments and Net Expenditures

Priority Need: Housing
Performance Indicator: People (General)
Quantitative Accomplishments: Goal: 28,340 This Year: 28,340 Cumulative: 28,340 Ratio: 100.0%
Net Expenditures: Budgeted: \$175,000.00 This Year: \$108,999.00 Cumulative: \$108,999.00 Ratio: 62.3%

Annual Narrative:

A cumulative total of 722 investigations were investigated at 316 Single-Family homes and 309 Multi-Family homes year-to-date. 164 Notices of Violations were issued year-to-date.

The following cumulative deteriorated conditions were investigated year-to-date: 338 property maintenance, 16 illegal garage conversions, 116 illegal additions, and 252 illegal storage.

No leverage funds were used on this project.

Quarter: 1 **Accomplishment Quantity:** 28,340

Accomplishment Narrative:

A total of 351 investigations were investigated for 175 Single-Family homes and 130 Multi-Family homes. 26 Notices of Violations were issued. All other investigations and Notices of Violations were resolved, and compliance was achieved without fines or administrative hearings.

The following deteriorated conditions were investigated: 158 property maintenance, 7 illegal garage conversions, 70 illegal additions, and 116 illegal storage.

Quarter: 2 **Accomplishment Quantity:** 0

Accomplishment Narrative:

A total of 246 investigations were investigated for 94 Single-Family homes and 110 Multi-Family homes. 43 Notices of Violations were issued. All other investigations and Notices of Violations were resolved, and compliance was achieved without fines or administrative hearings.

2023-2024 CAPER CDBG Activity Listing

(Activities Included in Analysis)

The following deteriorated conditions were investigated: 134 property maintenance, 1 illegal garage conversions, 23 illegal additions, and 88 illegal storage.

Quarter: 3 **Accomplishment Quantity:** 0

Accomplishment Narrative:

A total of 61 investigations were investigated for 19 Single-Family homes and 38 Multi-Family homes. 48 Notices of Violations were issued. All other investigations and Notices of Violations were resolved, and compliance was achieved without fines or administrative hearings.

The following deteriorated conditions were investigated: 17 property maintenance, 3 illegal garage conversions, 7 illegal additions, and 34 illegal storage.

In addition, the new full-time Code Enforcement Officer was hired this quarter.

Quarter: 4 **Accomplishment Quantity:** 0

Accomplishment Narrative:

A total of 64 investigations were investigated for 28 Single-Family homes and 31 Multi-Family homes. 47 Notices of Violations were issued. 3 Administrative Citations were also issued. All other investigations and Notices of Violations were resolved, and compliance was achieved without fines or administrative hearings.

The following deteriorated conditions were investigated: 29 property maintenance, 5 illegal garage conversions, 16 illegal additions, and 14 illegal storage.

2023-2024 CAPER CDBG Activity Listing

(Activities Included in Analysis)

Identification

Project No.: 600791-24 **Jurisdiction:** Maywood
Project Title: Code Enforcement
IDIS Number:
Operating Agency: City of Maywood
Subrecipient Type: Participating City
Contract Period: 7/1/2024 to 6/30/2025
Activity Code: 15 Code Enforcement
National Objective: LMA Low/Mod Area
Objective: Suitable Living Environment **Outcome:** Sustainability

Project Summary

This continuing code enforcement project aids in addressing the decline of primarily residential, low- and moderate-income areas in census tracts which have been deemed deteriorating or deteriorated in the City of Maywood.

The following are the most common types of violations cited through this CDBG-funded activity: illegal garage conversions, illegal additions, property maintenance, and illegal storage. This program is being operated in tandem with the Graffiti Removal Program to assist in addressing the decline of the area.

Accomplishments and Net Expenditures

Priority Need: Housing
Performance Indicator: People (General)
Quantitative Accomplishments: Goal: 28,340 This Year: 0 Cumulative: 0 Ratio: 0.0%
Net Expenditures: Budgeted: \$175,000.00 This Year: \$6,795.00 Cumulative: \$6,795.00 Ratio: 3.9%

Annual Narrative:

2023-2024 CAPER CDBG Activity Listing

(Activities Included in Analysis)

Identification

Project No.: 601410-23 **Jurisdiction:** Maywood
Project Title: Graffiti Removal Program
IDIS Number: 12318
Operating Agency: City of Maywood
Subrecipient Type: Participating City
Contract Period: 7/1/2023 to 6/30/2024 **Quarter Completed:** 4
Activity Code: 05I Crime Awareness/Prevention
National Objective: LMA Low/Mod Area
Objective: Suitable Living Environment **Outcome:** Sustainability

Project Summary

This continuing program provides funding for the removal of graffiti from public rights-of-way areas and on private property where graffiti is visible from the public right-of-way. Graffiti removal takes place in the primarily residential low- and moderate-income areas of the City of Maywood.

Accomplishments and Net Expenditures

Priority Need: CD - Anti-Crime
Performance Indicator: People (General)
Quantitative Accomplishments: Goal: 28,340 This Year: 28,340 Cumulative: 28,340 Ratio: 100.0%
Net Expenditures: Budgeted: \$72,406.00 This Year: \$72,406.00 Cumulative: \$72,406.00 Ratio: 100.0%
Square Feet of Graffiti Removed: 72,708

Annual Narrative:

A total of 72,708 square feet of graffiti was removed from 10,589 residential and other private property structures visible from the public right-of-way.

Leverage funds of approximately \$120,000 were used for this project.

Quarter: 1 **Accomplishment Quantity:** 28,340

Accomplishment Narrative:

The project provided for the removal, from primarily residential areas, of approximately 13,483 square feet of graffiti from 1,876 residential and other private property structures visible from the public right-of-way.

Quarter: 2 **Accomplishment Quantity:** 0

Accomplishment Narrative:

The project provided for the removal, from primarily residential areas, of approximately 18,144 square feet of graffiti from 2,961 residential and other private property structures visible from the public right-of-way.

Quarter: 3 **Accomplishment Quantity:** 0

Accomplishment Narrative:

The project provided for the removal, from primarily residential areas, of approximately 19,973 square feet of graffiti from 2,595 residential and other private property structures visible from the public right-of-way.

Quarter: 4 **Accomplishment Quantity:** 0

Accomplishment Narrative:

The project provided for the removal, from primarily residential areas, of approximately 21,108 square feet of graffiti from 3,157 residential and other private property structures visible from the public right-of-way.

2023-2024 CAPER CDBG Activity Listing

(Activities Included in Analysis)

2023-2024 CAPER CDBG Activity Listing

(Activities Included in Analysis)

Identification

Project No.: 601410-24 **Jurisdiction:** Maywood
Project Title: Graffiti Removal Program
IDIS Number:
Operating Agency: City of Maywood
Subrecipient Type: Participating City
Contract Period: 7/1/2024 to 6/30/2025
Activity Code: 05I Crime Awareness/Prevention
National Objective: LMA Low/Mod Area
Objective: Suitable Living Environment **Outcome:** Sustainability

Project Summary

This continuing program provides funding for the removal of graffiti from public rights-of-way areas and on private property where graffiti is visible from the public right-of-way. Graffiti removal takes place in the primarily residential low- and moderate-income areas of the City of Maywood.

Accomplishments and Net Expenditures

Priority Need: CD - Anti-Crime
Performance Indicator: People (General)
Quantitative Accomplishments: Goal: 28,340 This Year: 0 Cumulative: 0 Ratio: 0.0%
Net Expenditures: Budgeted: \$52,711.00 This Year: \$0.00 Cumulative: \$0.00 Ratio: 0.0%

Annual Narrative:

2023-2024 CAPER CDBG Activity Listing

(Activities Included in Analysis)

Identification

Project No.: 602677-24 **Jurisdiction:** Maywood
Project Title: Park Improvements Project FY 2024-2025
IDIS Number: 12531
Operating Agency: City of Maywood
Subrecipient Type: Participating City
Contract Period: 7/1/2024 to 6/30/2025
Activity Code: 03F Parks, Recreational Facilities
National Objective: LMA Low/Mod Area
Objective: Suitable Living Environment **Outcome:** Sustainability

Project Summary

This new project provides funds for design, plans and bid specifications, project construction management, inspection services, labor and contract compliance services, required for the construction of park improvements of Pixley Park, Pine Avenue Park, and Riverfront Park located in Maywood, CA 90270.

Accomplishments and Net Expenditures

Priority Need: CD - Public Facilities
Performance Indicator: Public Facilities
Quantitative Accomplishments: Goal: 3 This Year: 0 Cumulative: 0 Ratio: 0.0%
Net Expenditures: Budgeted: \$200,000.00 This Year: \$0.00 Cumulative: \$0.00 Ratio: 0.0%

Annual Narrative:

2023-2024 CAPER CDBG Activity Listing

(Activities Included in Analysis)

Identification

Project No.: 602475-22 **Jurisdiction:** Maywood
Project Title: Sidewalk Rehabilitation Project FY 2022-2023
IDIS Number: 12083
Operating Agency: City of Maywood
Subrecipient Type: Participating City
Contract Period: 7/1/2022 to 6/30/2024 **Quarter Completed:** 4
Activity Code: 03L Sidewalks
National Objective: LMA Low/Mod Area
Objective: Suitable Living Environment **Outcome:** Sustainability

Project Summary

This new project provides funds for design, plans and bid specifications, project construction management, inspection services, labor and contract compliance services, required for the construction of sidewalk improvements in the City of Maywood.

Accomplishments and Net Expenditures

Priority Need: CD - Infrastructure
Performance Indicator: People (General)
Quantitative Accomplishments: Goal: 21,315 This Year: 21,315 Cumulative: 21,315 Ratio: 100.0%
Net Expenditures: Budgeted: \$193,215.00 This Year: \$166,614.00 Cumulative: \$180,504.00 Ratio: 93.4%

Annual Narrative:

F S Contractors, Inc., has completed the construction of 99 sidewalk locations, 10 access ramp locations, and replacement of 4 PCC spandrels in the residential neighborhoods. The project provided for construction of 3,690 square feet of sidewalks.

The Notice Inviting Bids was advertised on April 20, 2023. Bid Opening was held on May 25, 2023. A construction contract was awarded to F S Contractors, Inc., on June 28, 2023. Project construction began in September 2023. The sidewalk rehabilitation and curb ramps were completed in September 2023.

The Contract and Labor Compliance file review was completed on November 16, 2023. LACDA issued the Construction Compliance File Review letter to the City on November 23, 2023. A Notice of Completion was filed and recorded on January 2, 2024.

Quarter: 1 **Accomplishment Quantity:** 21,315

Accomplishment Narrative:

A Pre-Construction Meeting was conducted on August 29, 2023 for the Sidewalk Rehabilitation Project FY 2022-2023. The Notice to Proceed was issued to F S Contractors Inc., on August 31, 2023. F S Contractors began construction of the sidewalk improvements and the project is 100% completed.

The Certified Payroll Reports are being reviewed. A Contract and Labor Compliance file review will be scheduled for the next quarter.

Quarter: 2 **Accomplishment Quantity:** 0

Accomplishment Narrative:

Project construction is 100% complete. A Contract and Labor Compliance File Review was conducted on November 16, 2023. The City Council accepted the completion of the Sidewalk Rehabilitation Project FY 2022-2023 at its meeting held on December 13, 2023.

Financial close-out will occur pending payment of project invoices and recordation of the Notice of Completion.

2023-2024 CAPER CDBG Activity Listing

(Activities Included in Analysis)

Quarter: 3 **Accomplishment Quantity:** 0

Accomplishment Narrative:

The Notice of Completion was filed and recorded on January 2, 2024. Financial close-out is in progress to pay pending final invoices.

Quarter: 4 **Accomplishment Quantity:** 0

Accomplishment Narrative:

The project is 100% completed. Unexpended project funds will revert to the City's Unallocated Balance to be re-allocated in the next fiscal year.

2023-2024 CAPER CDBG Activity Listing

(Activities Included in Analysis)

Identification

Project No.: 602609-23 **Jurisdiction:** Maywood
Project Title: Sidewalk Rehabilitation Project FY 2023-2024
IDIS Number: 12360
Operating Agency: City of Maywood
Subrecipient Type: Participating City
Contract Period: 7/1/2023 to 6/30/2025
Activity Code: 03L Sidewalks
National Objective: LMA Low/Mod Area
Objective: Suitable Living Environment **Outcome:** Sustainability

Project Summary

This new project provides funds for design, plans and bid specifications, project construction management, inspection services, labor and contract compliance services, required for the construction of sidewalk improvements in the City of Maywood.

Accomplishments and Net Expenditures

Priority Need: CD - Infrastructure
Performance Indicator: People (General)
Quantitative Accomplishments: Goal: 21,315 This Year: 0 Cumulative: 0 Ratio: 0.0%
Net Expenditures: Budgeted: \$134,627.00 This Year: \$31,047.00 Cumulative: \$31,047.00 Ratio: 23.1%

Annual Narrative:

The Bid Document was approved by LACDA on February 16, 2024, and the Notice Inviting Bids was released on February 23, 2024. Bid Opening was held on March 20, 2024. The City received eight (8) responses to the Notice Inviting Bids. Upon evaluation of the Bid Proposals, a construction contract was awarded to S and H Civilworks on April 24, 2024.

Additionally, a CDBG Amendment for project time extension was submitted and approved to complete the Sidewalk Rehabilitation Project in FY 2024-2025.

Quarter: 1 **Accomplishment Quantity:** 0

Accomplishment Narrative:

Project planning for design and engineering is in progress.

Quarter: 2 **Accomplishment Quantity:** 0

Accomplishment Narrative:

Project design and engineering are on-going. Bid document and specifications will be completed in the next quarter.

Quarter: 3 **Accomplishment Quantity:** 0

Accomplishment Narrative:

The Bid Document was completed and submitted to LACDA for review. The Notice Inviting Bids was issued on February 23, 2024. Bid Opening was conducted on March 20, 2024. A construction contract will be awarded, and construction will commence in the next quarter.

Quarter: 4 **Accomplishment Quantity:** 0

Accomplishment Narrative:

S and H Civilworks was awarded a construction contract at the City Council meeting held on April 24, 2024. The Pre-Construction Meeting was held on May 23, 2024. Project construction commenced on May 31, 2024. Project close-out will occur in the following quarter.

2023-2024 CAPER CDBG Activity Listing

(Activities Included in Analysis)

In addition, a CDBG Amendment was approved to extend the project period to June 30, 2025.

2023-2024 CAPER CDBG Activity Listing

(Activities Included in Analysis)

Identification

Project No.: 602676-24 **Jurisdiction:** Maywood
Project Title: Sidewalk Rehabilitation Project FY 2024-2025
IDIS Number: 12530
Operating Agency: City of Maywood
Subrecipient Type: Participating City
Contract Period: 7/1/2024 to 6/30/2025
Activity Code: 03L Sidewalks
National Objective: LMA Low/Mod Area
Objective: Suitable Living Environment **Outcome:** Sustainability

Project Summary

This new project provides funds for design, plans and bid specifications, project construction management, inspection services, labor and contract compliance services, required for the construction of sidewalk improvements in the City of Maywood.

Accomplishments and Net Expenditures

Priority Need: CD - Infrastructure
Performance Indicator: People (General)
Quantitative Accomplishments: Goal: 21,315 This Year: 0 Cumulative: 0 Ratio: 0.0%
Net Expenditures: Budgeted: \$97,654.00 This Year: \$0.00 Cumulative: \$0.00 Ratio: 0.0%

Annual Narrative:

2023-2024 CAPER CDBG Activity Listing
(Activities Included in Analysis)

Monrovia

2023-2024 CAPER CDBG Activity Listing

(Activities Included in Analysis)

Identification

Project No.: D96422-23 **Jurisdiction:** Monrovia
Project Title: Code Enforcement: Neighborhood Preservation
IDIS Number: 12387
Operating Agency: City of Monrovia
Subrecipient Type: Participating City
Contract Period: 7/1/2023 to 6/30/2024 **Quarter Completed:** 4
Activity Code: 15 Code Enforcement
National Objective: LMA Low/Mod Area
Objective: Suitable Living Environment **Outcome:** Sustainability

Project Summary

This continuing code enforcement program aids in arresting the decline of primarily residential, low- and moderate-income areas in census tracts that have been deemed deteriorating or deteriorated in the City of Monrovia.

The following are the most common violations addressed through this CDBG-funded activity: overgrown vegetation, discarded items, unpermitted structures, inoperable vehicles, graffiti, illegal conversions, and trash/debris in the public right of way.

This Program works in tandem with the City's CDBG-funded Residential Preservation Grant program and the Monrovia Area Partnership.

Accomplishments and Net Expenditures

Priority Need: Housing
Performance Indicator: People (General)
Quantitative Accomplishments: Goal: 21,175 This Year: 21,175 Cumulative: 21,175 Ratio: 100.0%
Net Expenditures: Budgeted: \$149,625.00 This Year: \$119,955.00 Cumulative: \$119,955.00 Ratio: 80.2%

Annual Narrative:

The Code Enforcement Program continues to be an essential resource in supporting continued efforts to improve blighted conditions and aid in neighborhood preservation. The Code Enforcement program provides ongoing code enforcement in deteriorated areas of the City of Monrovia by targeting the elimination of blight, substandard housing and promoting positive property maintenance.

The following code enforcement activities were performed throughout Fiscal Year (FY) 2023-2024: 127.76 cases have been opened, 126.84 cases have been closed, and 1,376 inspections have been completed.

During this Fiscal Year, thirty-one (31) citations were issued as a result of inspection for seven hundred & sixty-seven (767) single family homes and multi-family homes, two hundred & twenty-eight (228) businesses and commercial properties. Nine hundred & nine (909) re-inspections were made at these properties.

During this Fiscal Year the following deteriorated conditions were observed: One hundred & fourteen (114) landscaping violations including; vegetation causing detriment to neighboring properties, encroachment into public right-of-way and overgrown hedges, bushes and trees. One hundred & eight (108) properties with unpermitted construction. Two hundred & seventy-eight (278) public nuisance and property maintenance issues including; pest control issues, property creating health and safety issues, broken windows, doors or deteriorated buildings, trash and debris and parking on lawns. Two hundred & twenty-three (223) zoning, commercial violations including; property maintenance, encroachment into public right-of-way and graffiti on public buildings.

Quarter: 1 **Accomplishment Quantity:** 21,175

Accomplishment Narrative:

The following code enforcement activities were performed during the Q1 reporting period: 35.87 cases have been opened; 32.41 cases have been closed; there has been 1 legal referral; and 367 inspections. Additionally, 6 citations were issued after inspection of 308 single family homes and multi-family homes, 59 businesses and commercial properties. Of these, 245 were

2023-2024 CAPER CDBG Activity Listing

(Activities Included in Analysis)

re-inspections made at these properties. The following violations were observed: 31 landscaping violations, including vegetation causing detriment to neighboring properties, overgrown hedges and bushes and landscaping encroaching into public right-of-way; 65 public nuisance and property maintenance violations including pest control violations, health and safety violations, parking on lawns, broken windows, doors or deteriorated buildings and trash and debris; 49 properties were maintaining or actively constructing without required permits; and 38 zoning / commercial violations including, property maintenance, encroaching into public right-of-way and graffiti on public buildings.

Quarter: 2 **Accomplishment Quantity:** 0

Accomplishment Narrative:

The following code enforcement activities were performed during the second quarter reporting period of FY 2023-2024: 30.54 cases have been opened; 32.38 cases have been closed; there has been 0 legal referrals this quarter; and 364 inspections completed this quarter.

During the second quarter, 5 citations were issued as a result of inspection for 265 single family homes and multi-family homes, 99 businesses and commercial properties. 232 of these inspections were re-inspections made at these properties. The following violations were observed: 39 landscaping violations; 86 public nuisance and property maintenance violations; 20 properties were maintaining or actively constructing without required permits; and 65 zoning / commercial violations.

Quarter: 3 **Accomplishment Quantity:** 0

Accomplishment Narrative:

In Q3, 39.43 cases opened; 36.78 cases closed; 0 legal referrals; and 402 inspections completed. Additionally, 19 citations were issued as a result of inspection of 136 single family and multi-family homes, 51 businesses and commercial properties. 266 of these inspections were re-inspections. The following violations were observed: 20 landscaping violations, 77 public nuisance and property maintenance violations, health and safety violations, parking on lawns, broken windows, doors or deteriorated buildings and trash and debris; 22 properties were maintaining or actively constructing without required permits; and 99 zoning/commercial violations were cited.

Quarter: 4 **Accomplishment Quantity:** 0

Accomplishment Narrative:

The following code enforcement activities were performed during the fourth quarter reporting period of FY 2023-2024: 21.92 cases have been opened; 25.27 cases have been closed; there has been two legal referrals for this quarter; and five other agency referrals; and 243 inspections completed this quarter.

During the fourth quarter, one (1) citation was issued as a result of inspection for fifty-eight (58) single family homes and multi-family homes, nineteen (19) businesses and commercial properties. One hundred & sixty-six (166) of these inspections were re-inspections made at these properties.

The following violations were observed: forty-eight (48) landscaping violations, including vegetation causing detriment to neighboring properties, overgrown hedges and bushes and landscaping encroaching into public right-of-way; forty-eight (48) properties were maintaining or actively constructing without required permits; one hundred & three (103) public nuisance and property maintenance violations including pest control violations, health and safety violations, parking on lawns, broken windows, doors or deteriorated buildings and trash and debris; and seventy-three (73) zoning / commercial violations including, property maintenance, encroaching into public right-of-way and graffiti on public buildings.

2023-2024 CAPER CDBG Activity Listing

(Activities Included in Analysis)

Identification

Project No.: 600775-23 **Jurisdiction:** Monrovia
Project Title: Residential Preservation Grant
IDIS Number: 12304
Operating Agency: City of Monrovia
Subrecipient Type: Participating City
Contract Period: 7/1/2023 to 6/30/2024 **Quarter Completed:** 4
Activity Code: 14A Rehabilitation: Single-Unit Residential
National Objective: LMH Low/Mod Housing
Objective: Decent Housing **Outcome:** Affordability

Project Summary

This continuing residential rehabilitation program provides grants up to \$50,000 to income qualified households in Monrovia to eliminate substandard housing conditions and to promote property maintenance. The program also offers grants for projects designed to preserve Monrovia's cultural heritage through the rehabilitation of historic homes.

Accomplishments and Net Expenditures

Priority Need: Housing
Performance Indicator: Housing Units
Quantitative Accomplishments: Goal: 3 This Year: 3 Cumulative: 3 Ratio: 100.0%
Net Expenditures: Budgeted: \$110,569.00 This Year: \$87,921.00 Cumulative: \$87,921.00 Ratio: 79.5%

Annual Narrative:

During FY 23-24 Q1, City staff began the eligibility intake phase to gather interest. The eligibility intake form was available from July 10 through July 24, and we received 24 forms. We had enough funds to assist 2-3 properties. In Q3, City staff and CDBG consultant continued working on 3 projects. The focus was on selecting the contractors for the proposed work. Work began on March 12 for Project 1, with completion expected by the beginning of Q4. Subsequently, work for the other projects was scheduled to follow.

In Q4, the City concluded three residential rehabilitation projects. Despite challenges, including scheduling conflicts and procurement considerations, significant progress was made and we were able to close out the projects in a timely manner.

Direct Benefit (Race/Ethnicity):

<u>Race/Ethnicity</u>	<u>Owners</u>	<u>Renters</u>
Black/African American - Non-Hispanic	1	0
Native Hawaiian/Other Pacific Islander - Hispanic	1	0
Native Hawaiian/Other Pacific Islander - Non Hispanic	1	0
Total	3	0

Direct Benefit (Income):

<u>Income Level</u>	<u>Owners</u>	<u>Renters</u>
Extremely Low	1	0
Low	1	0
Moderate	1	0
Total	3	0

Housing Detail:

<u>Street Address</u>	<u>City</u>	<u>State</u>	<u>Zip</u>	<u>Rent/Own</u>	<u>Income Level</u>	<u>Expenditures</u>
-----------------------	-------------	--------------	------------	-----------------	---------------------	---------------------

2023-2024 CAPER CDBG Activity Listing

(Activities Included in Analysis)

519 1/2 Almond Avenue,	Monrovia	CA	91016	Owners	Extremely Low	\$23,043
525 Hacienda Drive	Monrovia	CA	91016	Owners	Low	\$29,635
516 E. Lime Ave	Monrovia	CA	91016	Owners	Moderate	\$24,630

Total Number of Housing Units Assisted : 3

Housing Data:

<u>Category</u>	<u>Homeowners</u>	<u>Renters</u>
1) Total units qualified as Energy Star standard:	1	0
2) Total units that are Section 504 accessible:	1	0
3) Total units occupied by elderly (62 years or older):	2	0

Lead Paint Detail:

Number of housing units constructed before 1978	0
Exempt: Housing construction 1978 or later	1
Exempt: No paint disturbed	2
Otherwise exempt	0

Lead Hazard Remediation Actions:

Lead Safe Work Practices (Hard costs <= \$5,000)	0
Interim Controls or Standard Practices (Hard costs \$5,000 - \$25,000)	0
Abatement (Hard costs > \$25,000)	0

Grants/Loans:

<u>Quarter</u>	<u>Grants</u>	<u>Loans</u>
4	3	0
Total	3	0

Quarter: 1 **Accomplishment Quantity:** 0

Accomplishment Narrative:

In Q1, City staff began the eligibility intake phase to gather interest in the Residential Rehabilitation Program. Marketing for the program was administered through the City Manager's Update, email blasts, physical flyers, on social media, and on the City's website. The eligibility intake form was available to residents from July 10 - 24. We received 24 forms and reviewed them in the order received. With the funds we have for FY 23-24, including rollover funds from FY 22-23, we have enough funds to assist 2-3 properties. We are now in the application phase. We notified the first 3 residents who submitted their eligibility intake form to complete the full application and provide all supporting documentation in a timely manner. All 3 individuals submitted their applications which are now under review by City staff and the consultant. The City's goal is to schedule walk-throughs and begin construction in Q2 or Q3 for all 3 properties.

Quarter: 2 **Accomplishment Quantity:** 0

Accomplishment Narrative:

During Q2 City staff worked closely with CDBG consultant, John Andrews with Jacob Green Associates (JGA) to administer our CDBG Residential Rehabilitation program. After Q1, City staff and consultant (JGA) had three (3) applicants move through the remainder of the process. During Q2 City staff and consultant (JGA) began the project phases for the three applicants. Property walk-throughs took place and the bidding process began based on the scope of work. A lead and asbestos request were conducted on all three properties. Currently, all three properties are at the phase of choosing the contractor for the proposed work. The next phase will be to schedule a third walkthrough with City staff, CDBG consultant (JGA), homeowners, and chosen contractor(s) based on the bid proposals.

Quarter: 3 **Accomplishment Quantity:** 0

Accomplishment Narrative:

The City is working on 3 projects. In Q2, a contractor was selected for 2 projects. Another company was awarded the contract for the third project in an effort to ensure completion of all three projects in a timely manner. City Council approved the amount at a closed session on March 19, 2024 and a third walk-through was scheduled with all parties to move forward in the process. All three projects are in progress and will be closed before the end of the fourth quarter.

2023-2024 CAPER CDBG Activity Listing

(Activities Included in Analysis)

Quarter: 4 **Accomplishment Quantity:** 3 **Female-Headed Households:** 3

Accomplishment Narrative:

Three projects were completed despite scheduling challenges and procurement considerations. Project 1 involved re-roofing, repainting, and the installation of smoke detectors. The final walkthrough and Notice of Completion (NOC) were recorded on April 24. The resident expressed satisfaction with the completed work.

Project 2 included comprehensive re-roofing, the repair and replacement of front dormer windows, and the installation of smoke detectors. The final walk-through and NOC were recorded on July 3. The resident was satisfied with the project outcomes.

Project 3 included the replacement of doors and window screens, the installation of rain gutters, and the installation of smoke detectors. The final walk-through and NOC were recorded on July 3. The resident expressed satisfaction with the property improvements.

Additional improvements were made to a project completed in FY22 with approval from the City Manager and LACDA. The cost of the change order was \$9,100

2023-2024 CAPER CDBG Activity Listing

(Activities Included in Analysis)

Identification

Project No.: 600775-24 **Jurisdiction:** Monrovia
Project Title: Residential Preservation Grant
IDIS Number:
Operating Agency: City of Monrovia
Subrecipient Type: Participating City
Contract Period: 7/1/2024 to 6/30/2025
Activity Code: 14A Rehabilitation: Single-Unit Residential
National Objective: LMH Low/Mod Housing
Objective: Decent Housing **Outcome:** Affordability

Project Summary

This continuing residential rehabilitation program provides grants up to \$25,000 to income qualified households in Monrovia to eliminate substandard housing conditions and to promote property maintenance. The program also offers grants for projects designed to preserve Monrovia's cultural heritage through the rehabilitation of historic homes.

Accomplishments and Net Expenditures

Priority Need: Housing
Performance Indicator: Housing Units
Quantitative Accomplishments: Goal: 6 This Year: 0 Cumulative: 0 Ratio: 0.0%
Net Expenditures: Budgeted: \$241,191.00 This Year: \$0.00 Cumulative: \$0.00 Ratio: 0.0%

Annual Narrative:

Rancho Palos Verdes

2023-2024 CAPER CDBG Activity Listing

(Activities Included in Analysis)

Identification

Project No.: 602619-23 **Jurisdiction:** Rancho Palos Verdes
Project Title: FY 23-24 Curb Ramp Access Improvements
IDIS Number: 12448
Operating Agency: City of Rancho Palos Verdes
Subrecipient Type: Participating City
Contract Period: 8/22/2023 to 6/30/2025
Activity Code: 03L Sidewalks
National Objective: LMC Low/Mod Limited Clientele
Objective: Suitable Living Environment **Outcome:** Availability/Accessibility

Project Summary

This new project provides for the removal of architectural and material barriers through the removal of several sidewalk curb barriers and construction of curb ramps conforming to Americans with Disabilities Act (ADA) standards.

Accomplishments and Net Expenditures

Priority Need: Special Needs/Non-Homeless
Performance Indicator: People (General)
Quantitative Accomplishments: Goal: 4,165 This Year: 0 Cumulative: 0 Ratio: 0.0%
Net Expenditures: Budgeted: \$145,466.00 This Year: \$11,540.00 Cumulative: \$11,540.00 Ratio: 7.9%

Annual Narrative:

The project is still in the planning phase. The City is considering reallocating a portion of the CDBG funds from this project to setup a new project that could address the urgent landslide risks currently impacting the community.

Quarter: 1 **Accomplishment Quantity:** 0

Accomplishment Narrative:

The project was in the design phase during the 1st quarter.

Quarter: 2 **Accomplishment Quantity:** 0

Accomplishment Narrative:

The project Planning Phase continued during the 2nd quarter. Project design may begin during the 3rd quarter.

Quarter: 3 **Accomplishment Quantity:** 0

Accomplishment Narrative:

The project is still in the planning phase. The City is considering reallocating a portion of the CDBG funds from this project to setup a new project that could address the urgent landslide risks currently impacting the community.

Quarter: 4 **Accomplishment Quantity:** 0

Accomplishment Narrative:

The project is still in the planning phase. The City is considering reallocating a portion of the CDBG funds from this project to setup a new project that could address the urgent landslide risks currently impacting the community.

2023-2024 CAPER CDBG Activity Listing

(Activities Included in Analysis)

Identification

Project No.: 602188-20 **Jurisdiction:** Rancho Palos Verdes
Project Title: Redondela Drive Area ADA Improvements
IDIS Number: 11629
Operating Agency: City of Rancho Palos Verdes
Subrecipient Type: Participating City
Contract Period: 7/1/2020 to 6/30/2024 **Quarter Completed:** 2
Activity Code: 03L Sidewalks
National Objective: LMC Low/Mod Limited Clientele
Objective: Suitable Living Environment **Outcome:** Availability/Accessibility

Project Summary

This new project provides for the removal of architectural and material barriers through the removal of several sidewalk curb barriers and construction of curb ramps conforming to Americans with Disabilities Act (ADA) standards.

Accomplishments and Net Expenditures

Priority Need: Special Needs/Non-Homeless
Performance Indicator: People (General)
Quantitative Accomplishments: Goal: 4,165 This Year: 4,165 Cumulative: 4,165 Ratio: 100.0%
Net Expenditures: Budgeted: \$499,969.00 This Year: \$35,767.00 Cumulative: \$433,265.00 Ratio: 86.7%

Annual Narrative:

Construction was completed during the 4th quarter of FY 22-23. Labor Compliance Monitoring continued through the 1st quarter of FY 23-24. The Labor Compliance File Review was conducted on November 1, 2023. LACDA issued a File Review Clearance Letter dated November 5, 2023.

Quarter: 1 **Accomplishment Quantity:** 0

Accomplishment Narrative:

Construction was completed during the 4th quarter of FY 22-23. Labor Compliance Monitoring continued through the 1st quarter of FY 23-24. The Prime Contract is required to submit restitution payment documents before closing out. The Labor Compliance File Review will probably be scheduled during the 2nd quarter.

Quarter: 2 **Accomplishment Quantity:** 4,165

Accomplishment Narrative:

The Labor Compliance File Review was conducted on November 1, 2023. LACDA issued a File Review Clearance Letter dated November 5, 2023.

Rolling Hills Estates

2023-2024 CAPER CDBG Activity Listing

(Activities Included in Analysis)

Identification

Project No.: 602615-23 **Jurisdiction:** Rolling Hills Estates
Project Title: ADA Access Ramp & Sidewalk Improvements (Phase 10)
IDIS Number: 12364
Operating Agency: City of Rolling Hills Estates
Subrecipient Type: Participating City
Contract Period: 7/1/2023 to 6/30/2024 **Quarter Completed:** 4
Activity Code: 03L Sidewalks
National Objective: LMC Low/Mod Limited Clientele
Objective: Suitable Living Environment **Outcome:** Availability/Accessibility

Project Summary

This new activity provides funding for the removal of material barriers resulting from uneven or damaged sidewalks with gaps, cracks, root damage or other tripping hazards, to provide an accessible, unobstructed path of travel for severely disabled adults and elderly persons.

Accomplishments and Net Expenditures

Priority Need: Special Needs/Non-Homeless
Performance Indicator: People (General)
Quantitative Accomplishments: Goal: 745 This Year: 745 Cumulative: 745 Ratio: 100.0%
Net Expenditures: Budgeted: \$20,445.00 This Year: \$20,151.00 Cumulative: \$20,151.00 Ratio: 98.6%

Annual Narrative:

The Los Angeles County Public Works Department completed work during the 4th quarter. The Final Funding Request will be submitted in July 2024.

Quarter: 1 **Accomplishment Quantity:** 0

Accomplishment Narrative:

There was no activity during the 1st quarter. The work order with the Los Angeles County Public Works Department should be processed during the 2nd quarter.

Quarter: 2 **Accomplishment Quantity:** 0

Accomplishment Narrative:

There was no activity during the 2nd quarter. A service request was sent to Los Angeles County Public Works Department on January 9, 2024. Construction is expected to begin in March 2024.

Quarter: 3 **Accomplishment Quantity:** 0

Accomplishment Narrative:

The Los Angeles County Public Works Department began work on the project during the week of March 25, 2024. Work will be complete early in the 4th quarter.

Quarter: 4 **Accomplishment Quantity:** 745

Accomplishment Narrative:

The Los Angeles County Public Works Department completed work on during the 4th quarter.

2023-2024 CAPER CDBG Activity Listing

(Activities Included in Analysis)

Identification

Project No.: 602683-24 **Jurisdiction:** Rolling Hills Estates
Project Title: ADA Access Ramp & Sidewalk Improvements (Phase 11)
IDIS Number: 12533
Operating Agency: City of Rolling Hills Estates
Subrecipient Type: Participating City
Contract Period: 7/1/2024 to 6/30/2025
Activity Code: 03L Sidewalks
National Objective: LMC Low/Mod Limited Clientele
Objective: Suitable Living Environment **Outcome:** Availability/Accessibility

Project Summary

This new activity provides funding for the removal of material barriers resulting from uneven or damaged sidewalks with gaps, cracks, root damage or other tripping hazards, to provide an accessible, unobstructed path of travel for severely disabled adults and elderly persons.

Accomplishments and Net Expenditures

Priority Need: Special Needs/Non-Homeless
Performance Indicator: People (General)
Quantitative Accomplishments: Goal: 745 This Year: 0 Cumulative: 0 Ratio: 0.0%
Net Expenditures: Budgeted: \$19,836.00 This Year: \$0.00 Cumulative: \$0.00 Ratio: 0.0%

Annual Narrative:

2023-2024 CAPER CDBG Activity Listing
(Activities Included in Analysis)

San Dimas

2023-2024 CAPER CDBG Activity Listing

(Activities Included in Analysis)

Identification

Project No.: 602678-24 **Jurisdiction:** San Dimas
Project Title: Economic Development - Business Attraction and Assistance Program
IDIS Number: 12534
Operating Agency: City of San Dimas
Subrecipient Type: Participating City
Contract Period: 7/1/2024 to 6/30/2025
Activity Code: 18A ED Direct: Direct Financial Assistance to For Profit Business
National Objective: LMJ Low/Mod Jobs
Objective: Creating Economic Opportunity **Outcome:** Availability/Accessibility

Project Summary

The City is proposing to implement an Economic Development Project. Business Attraction and Assistance. We will assist businesses with rehab to their properties in exchange for job creation and/or retention. 1 FTE job for every \$35,000 CDBG funds of assistance.

Accomplishments and Net Expenditures

Priority Need: CD - Economic Development
Performance Indicator: Jobs
Quantitative Accomplishments: Goal: 2 This Year: 0 Cumulative: 0 Ratio: 0.0%
Net Expenditures: Budgeted: \$70,000.00 This Year: \$0.00 Cumulative: \$0.00 Ratio: 0.0%

Annual Narrative:

2023-2024 CAPER CDBG Activity Listing

(Activities Included in Analysis)

Identification

Project No.: 601620-23 **Jurisdiction:** San Dimas
Project Title: Housing Rehabilitation
IDIS Number: 12320
Operating Agency: City of San Dimas
Subrecipient Type: Participating City
Contract Period: 7/1/2023 to 6/30/2024 **Quarter Completed:** 4
Activity Code: 14A Rehabilitation: Single-Unit Residential
National Objective: LMH Low/Mod Housing
Objective: Decent Housing **Outcome:** Affordability

Project Summary

This continuing project provides grants and deferred loans for the rehabilitation of qualified single-family residences throughout the city. Beneficiaries are low- and moderate-income households residing in single-family owner or tenant occupied homes. Mobile home units affixed to a foundation and part of the City's permanent housing stock are only assisted through the grant program. This project assists in eliminating unhealthy and unsafe conditions, including but not limited to, asbestos, lead, mold and related building and health code deficiencies.

Accomplishments and Net Expenditures

Priority Need: Housing
Performance Indicator: Housing Units
Quantitative Accomplishments: Goal: 10 This Year: 16 Cumulative: 16 Ratio: 160.0%
Net Expenditures: Budgeted: \$201,808.00 This Year: \$192,840.00 Cumulative: \$192,840.00 Ratio: 95.6%

Annual Narrative:

During the program year, a total of 16 housing rehabilitation projects were completed totaling more than \$200,000 in construction costs. The improvements included roofing, minor structural repairs, plumbing and electrical, installation of ADA-compliant features, and asbestos and lead remediation.

The City maintains an active waiting list of approximately 140 future housing rehabilitation applications.

Leveraged funds were used.

Direct Benefit (Race/Ethnicity):

<u>Race/Ethnicity</u>	<u>Owners</u>	<u>Renters</u>
Black/African American - Non-Hispanic	1	0
Other Race - Hispanic	1	0
Other Race - Non-Hispanic	1	0
White - Hispanic	6	0
White - Non-Hispanic	7	0
Total	16	0

Direct Benefit (Income):

<u>Income Level</u>	<u>Owners</u>	<u>Renters</u>
Extremely Low	5	0
Low	9	0
Moderate	2	0
Total	16	0

2023-2024 CAPER CDBG Activity Listing

(Activities Included in Analysis)

Housing Detail:

<u>Street Address</u>	<u>City</u>	<u>State</u>	<u>Zip</u>	<u>Rent/Own</u>	<u>Income Level</u>	<u>Expenditures</u>
2238 Calle Margarita	San Dimas	CA	91773	Owners	Low	\$15,000
1205 W. Cypress St. 210	San Dimas	CA	91773	Owners	Low	\$10,000
801 W. Covina Blvd. # 121	San Dimas	CA	91773	Owners	Moderate	\$8,980
801 W. Covina Blvd. 47	San Dimas	CA	91773	Owners	Extremely Low	\$10,000
801 W. Covina Blvd. 14	San dimas	CA	91773	Owners	Low	\$9,995
1186 Saint George Drive	San Dimas	CA	91773	Owners	Extremely Low	\$15,000
1630 W. Covina Blvd. 27	San Dimas	CA	91773	Owners	Extremely Low	\$10,000
801 W. Covina Blvd. 42	San Dimas	CA	91773	Owners	Extremely Low	\$10,000
1630 W. Covina Blvd. 37	San Dimas	CA	91773	Owners	Low	\$10,000
1630 W. Covina Blvd. 3	San Dimas	CA	91773	Owners	Low	\$10,000
801 W. Covina Blvd. 116	San Dimas	CA	91773	Owners	Low	\$10,000
307 Drifton Ave	San Dimas	CA	91773	Owners	Low	\$15,000
1725 Calle Ciervos	San Dimas	CA	91773	Owners	Low	\$11,800
801 W. Covina Blvd. 46	San Dimas	CA	91773	Owners	Moderate	\$10,000
1015 Sherwood Ct	San Dimas	CA	91773	Owners	Low	\$15,000
801 W. Covina Blvd. 167	San Dimas	CA	91773	Owners	Extremely Low	\$6,598

Total Number of Housing Units Assisted : 16

Housing Data:

<u>Category</u>	<u>Homeowners</u>	<u>Renters</u>
3) Total units occupied by elderly (62 years or older):	14	0

Lead Paint Detail:

Number of housing units constructed before 1978	0
Exempt: Housing construction 1978 or later	5
Exempt: No paint disturbed	9
Otherwise exempt	2

Lead Hazard Remediation Actions:

Lead Safe Work Practices (Hard costs <= \$5,000)	0
Interim Controls or Standard Practices (Hard costs \$5,000 - \$25,000)	0
Abatement (Hard costs > \$25,000)	0

Grants/Loans:

<u>Quarter</u>	<u>Grants</u>	<u>Loans</u>
3	2	0
4	14	0
Total	16	0

Quarter: 1 Accomplishment Quantity: 0

Accomplishment Narrative:

During the first quarter, four Housing Rehabilitation Program applications were received. One Applicant's project is under construction. Three applications are under review or are procuring construction bids.

Quarter: 2 Accomplishment Quantity: 0

Accomplishment Narrative:

During the second quarter, a total of nine housing rehabilitation activities are in progress. Two housing rehabilitation projects are under construction, three homeowners are procuring construction bids, and four applications remain under review.

2023-2024 CAPER CDBG Activity Listing

(Activities Included in Analysis)

Quarter: 3 **Accomplishment Quantity:** 2 **Female-Headed Households:** 2

Accomplishment Narrative:

During the third quarter, two housing rehabilitation projects were completed. Eleven housing rehabilitation projects are in progress. Of the 11 active housing rehabilitation projects, seven are under construction. Four homeowners are either procuring construction bids or their applications are under review. The City anticipates that the 11 active housing rehabilitation projects will be completed by the end of next quarter, for a total of 13 completed housing rehabilitation projects.

Quarter: 4 **Accomplishment Quantity:** 14 **Female-Headed Households:** 6

Accomplishment Narrative:

During the fourth quarter, 14 housing rehabilitation projects were completed. Improvements included roofing, minor structural repairs, plumbing and electrical, installation of ADA-compliant features, and asbestos and lead remediation. The City's CDBG Housing Rehabilitation Program exhausted all CDBG 2023-2024 funding. Thus, two of the 14 housing rehabilitation projects completed during the fourth quarter will be funded utilizing an alternative source of funding.

2023-2024 CAPER CDBG Activity Listing

(Activities Included in Analysis)

Identification

Project No.: 601620-24 **Jurisdiction:** San Dimas
Project Title: Housing Rehabilitation
IDIS Number:
Operating Agency: City of San Dimas
Subrecipient Type: Participating City
Contract Period: 7/1/2024 to 6/30/2025
Activity Code: 14A Rehabilitation: Single-Unit Residential
National Objective: LMH Low/Mod Housing
Objective: Decent Housing **Outcome:** Affordability

Project Summary

This continuing project provides grants and deferred loans for the rehabilitation of qualified single-family residences throughout the city. Beneficiaries are low- and moderate-income households residing in single-family owner or tenant occupied homes.

Accomplishments and Net Expenditures

Priority Need: Housing
Performance Indicator: Housing Units
Quantitative Accomplishments: Goal: 8 This Year: 0 Cumulative: 0 Ratio: 0.0%
Net Expenditures: Budgeted: \$90,360.00 This Year: \$0.00 Cumulative: \$0.00 Ratio: 0.0%

Annual Narrative:

2023-2024 CAPER CDBG Activity Listing

(Activities Included in Analysis)

Identification

Project No.: 601695-23 **Jurisdiction:** San Dimas
Project Title: Youth Scholarship Program
IDIS Number: 12322
Operating Agency: City of San Dimas
Subrecipient Type: Participating City
Contract Period: 7/1/2023 to 6/30/2024 **Quarter Completed:** 4
Activity Code: 05D Youth Services
National Objective: LMC Low/Mod Limited Clientele
Objective: Suitable Living Environment **Outcome:** Availability/Accessibility

Project Summary

This continuing program provides low- and moderate-income youth (ages 3-17) residing in the City of San Dimas the opportunity to participate in various year-round programs and activities such as dance classes, sports activities, swim classes, field trips, amusement park fees, etc. by subsidizing the program registration fees for eligible participants.

Accomplishments and Net Expenditures

Priority Need: CD - Youth Programs
Performance Indicator: People (General)
Quantitative Accomplishments: Goal: 20 This Year: 19 Cumulative: 19 Ratio: 95.0%
Net Expenditures: Budgeted: \$10,000.00 This Year: \$7,267.00 Cumulative: \$7,267.00 Ratio: 72.7%

Annual Narrative:

During this Program Year, a total of 20 San Dimas youth scholarships were awarded. Youth scholarships enabled eligible participants to join, at no cost, various year-round Parks and Recreation-sponsored programs and activities such as dance classes, sports, swim classes, and field trips.

No leveraged funds were used.

Direct Benefit (Race/Ethnicity):

<u>Race/Ethnicity</u>	<u>Numbers Assisted</u>
Asian - Non-Hispanic	1
Black/African American - Hispanic	1
Other Race - Hispanic	2
White - Hispanic	7
White - Non-Hispanic	8
Total	19

Direct Benefit (Income):

<u>Income Level</u>	<u>Numbers Assisted</u>
Extremely Low	10
Low	8
Moderate	1
Total	19

Quarter: 1 **Accomplishment Quantity:** 0

Accomplishment Narrative:

2023-2024 CAPER CDBG Activity Listing (Activities Included in Analysis)

No Youth Scholarships were awarded during the first quarter.

Quarter: 2 **Accomplishment Quantity:** 12

Accomplishment Narrative:

During the second quarter, 13 new youth scholarships were awarded.

Quarter: 3 **Accomplishment Quantity:** 0

Accomplishment Narrative:

During the third quarter, no new scholarships were awarded.

Quarter: 4 **Accomplishment Quantity:** 7

Accomplishment Narrative:

During the fourth quarter, seven new youth scholarships were awarded enabling eligible San Dimas youth to participate in various classes and activities sponsored by the City's Recreation and Parks Department. The seven participant were from extremely low income families.

2023-2024 CAPER CDBG Activity Listing

(Activities Included in Analysis)

Identification

Project No.: 601695-24 **Jurisdiction:** San Dimas
Project Title: Youth Scholarship Program
IDIS Number:
Operating Agency: City of San Dimas
Subrecipient Type: Participating City
Contract Period: 7/1/2024 to 6/30/2025
Activity Code: 05D Youth Services
National Objective: LMC Low/Mod Limited Clientele
Objective: Suitable Living Environment **Outcome:** Availability/Accessibility

Project Summary

This continuing program provides low- and moderate-income youth (ages 3-17) residing in the City of San Dimas the opportunity to participate in various year-round programs and activities such as dance classes, sports activities, swim classes, field trips, amusement park fees, etc. by subsidizing the program registration fees for eligible participants.

Accomplishments and Net Expenditures

Priority Need: CD - Youth Programs
Performance Indicator: People (General)
Quantitative Accomplishments: Goal: 20 This Year: 0 Cumulative: 0 Ratio: 0.0%
Net Expenditures: Budgeted: \$10,000.00 This Year: \$0.00 Cumulative: \$0.00 Ratio: 0.0%

Annual Narrative:

2023-2024 CAPER CDBG Activity Listing
(Activities Included in Analysis)

San Fernando

2023-2024 CAPER CDBG Activity Listing

(Activities Included in Analysis)

Identification

Project No.: 602657-23 **Jurisdiction:** San Fernando
Project Title: City of San Fernando Neighborhood Cleanup
IDIS Number: 12475
Operating Agency: City of San Fernando
Subrecipient Type: Participating City
Contract Period: 11/2/2023 to 6/30/2024 **Quarter Completed:** 4
Activity Code: 05V Neighborhood Cleanups
National Objective: LMA Low/Mod Area
Objective: Suitable Living Environment **Outcome:** Sustainability

Project Summary

This new project provides neighborhood cleanup activities, in consultation with local neighborhood groups and community organizations, for the City of San Fernando. Activities include but not limited to; weed abatement, graffiti removal, litter pick up, and large debris removal.

Accomplishments and Net Expenditures

Priority Need: CD - Public Services
Performance Indicator: People (General)
Quantitative Accomplishments: Goal: 24,190 This Year: 24,190 Cumulative: 24,190 Ratio: 100.0%
Net Expenditures: Budgeted: \$25,000.00 This Year: \$24,971.00 Cumulative: \$24,971.00 Ratio: 99.9%

Annual Narrative:

Neighborhood Clean-Ups were conducted in the following areas during FY 23-24:

- 300 block of Workman Street
- 1000 block of Newton Street
- 200 block of Jessie Street
- 600 block of Kewen Street
- 1000 block of Hewitt Street
- 600 block of N Lazard Street
- 700 block of Glenoaks Blvd.

A total of approximately 12,322 square feet of yard area has been cleaned, and approximately 5,600 cubic feet of various items of junk, trash, debris and overgrown vegetation has been removed.

No leverage funds for this project.

Quarter: 2 **Accomplishment Quantity:** 0

Accomplishment Narrative:

The project was approved by LACDA on 11/2/2023. There was no activity during the 2nd Quarter. Cleanup activities are being planned for the 3rd Quarter.

Quarter: 3 **Accomplishment Quantity:** 0

Accomplishment Narrative:

There was no activity during the 3rd Quarter. Cleanup activities are planned for the 4th Quarter.

Quarter: 4 **Accomplishment Quantity:** 24,190

Accomplishment Narrative:

Neighborhood Clean-Ups were conducted in the following areas during the 4th quarter:

Monday, September 30, 2024

2023-2024 CAPER CDBG Activity Listing

(Activities Included in Analysis)

300 block of Workman Street
1000 block of Newton Street
200 block of Jessie Street
600 block of Kewen Street
1000 block of Hewitt Street
600 block of N Lazard Street
700 block of Glenoaks Blvd.

A total of approximately 12,322 square feet of yard area has been cleaned, and approximately 5,600 cubic feet of various items of junk, trash, debris and overgrown vegetation has been removed.

2023-2024 CAPER CDBG Activity Listing

(Activities Included in Analysis)

Identification

Project No.: 602657-24 **Jurisdiction:** San Fernando
Project Title: City of San Fernando Neighborhood Cleanup
IDIS Number:
Operating Agency: City of San Fernando
Subrecipient Type: Participating City
Contract Period: 7/1/2024 to 6/30/2025
Activity Code: 05V Neighborhood Cleanups
National Objective: LMA Low/Mod Area
Objective: Suitable Living Environment **Outcome:** Sustainability

Project Summary

This continuing project provides neighborhood cleanup activities, in consultation with local neighborhood groups and community organizations, for the City of San Fernando. Activities include but not limited to; weed abatement, graffiti removal, litter pick up, and large debris removal.

Accomplishments and Net Expenditures

Priority Need: CD - Public Services
Performance Indicator: People (General)
Quantitative Accomplishments: Goal: 24,190 This Year: 0 Cumulative: 0 Ratio: 0.0%
Net Expenditures: Budgeted: \$25,690.00 This Year: \$0.00 Cumulative: \$0.00 Ratio: 0.0%

Annual Narrative:

2023-2024 CAPER CDBG Activity Listing

(Activities Included in Analysis)

Identification

Project No.: 602655-23 **Jurisdiction:** San Fernando
Project Title: Financial Literacy Program
IDIS Number: 12477
Operating Agency: City of San Fernando
Subrecipient Type: Participating City
Contract Period: 11/2/2023 to 6/30/2024 **Quarter Completed:** 4
Activity Code: 05Z Public Services (General)
National Objective: LMA Low/Mod Area
Objective: Suitable Living Environment **Outcome:** Sustainability

Project Summary

This new project provides for Financial Literacy courses for residents of the City of San Fernando provided by the New Economics for Women (NEW). NEW provides the following: quarterly Financial Capability Workshops over the course of the year, individualized One-on-One Financial Coaching; and 8-hour Homebuyer Education courses that meets the requirement of the Department of Housing and Urban Development (HUD) for all homebuyers receiving a first-time homebuyer loan, home rehabilitation loan, or other CalHome Mortgage Assistance Loan programs.

Accomplishments and Net Expenditures

Priority Need: CD - Public Services
Performance Indicator: People (General)
Quantitative Accomplishments: Goal: 120 This Year: 21 Cumulative: 21 Ratio: 17.5%
Net Expenditures: Budgeted: \$20,000.00 This Year: \$20,000.00 Cumulative: \$20,000.00 Ratio: 100.0%

Annual Narrative:

21 people participated in the Financial Literacy Program during FY 23-24. The Program included a Financial Capability Workshop, including individualized one-on-one Financial Coaching, and an 8-hour Homebuyer Education course.

No leverage funds for this project.

Quarter: 2 **Accomplishment Quantity:** 0

Accomplishment Narrative:

The project was approved by LACDA on 11/2/2023. There was no activity during the 2nd Quarter. The program should be active and reporting accomplishments during the 3rd and 4th Quarters.

Quarter: 3 **Accomplishment Quantity:** 0

Accomplishment Narrative:

Two (2) Financial Capability Workshops were held during the 3rd quarter. A Workshop on Budgeting was held on March 13, 2024. A Spanish Session on Budgeting was held on March 16, 2024.

Quarter: 4 **Accomplishment Quantity:** 21

Accomplishment Narrative:

21 people participated in the Financial Literacy Program during the 4th quarter. The Program included a Financial Capability Workshop, including individualized one-on-one Financial Coaching, and an 8-hour Homebuyer Education course. An Excel spreadsheet with the participant reporting data will be provided to the City's Contract Manager and the LACDA Reporting Team.

2023-2024 CAPER CDBG Activity Listing

(Activities Included in Analysis)

Identification

Project No.: 602656-23 **Jurisdiction:** San Fernando
Project Title: Resident Recreation Program
IDIS Number: 12476
Operating Agency: City of San Fernando
Subrecipient Type: Participating City
Contract Period: 11/2/2023 to 6/30/2024 **Quarter Completed:** 4
Activity Code: 05Z Public Services (General)
National Objective: LMA Low/Mod Area
Objective: Suitable Living Environment **Outcome:** Sustainability

Project Summary

This continuing project provides recreation activities to all residents within the City of San Fernando for recreation programs offered by the City's Department of Recreation including, but not limited to; summer day camp, youth and adult sports programs, the San Fernando 1-mile run, and fitness classes.

Accomplishments and Net Expenditures

Priority Need: CD - Public Services
Performance Indicator: People (General)
Quantitative Accomplishments: Goal: 50 This Year: 42 Cumulative: 42 Ratio: 84.0%
Net Expenditures: Budgeted: \$20,000.00 This Year: \$19,586.00 Cumulative: \$19,586.00 Ratio: 97.9%

Annual Narrative:

Ninety-nine (99) Resident Recreation Program participant in-take forms were received during the fiscal year 23-24. An Excel spreadsheet with the participant reporting data will be provided to the City's Contract Manager and the LACDA Reporting Team.

No leverage funds for this project.

Quarter: 2 **Accomplishment Quantity:** 39

Accomplishment Narrative:

For the second quarter, thirty-nine (39) City residents participated in the Resident Recreation Program during the 2nd quarter.

Quarter: 3 **Accomplishment Quantity:** 0

Accomplishment Narrative:

The 3rd quarter data was not ready at the time this report was due. Please deny this report, and the data will be provided next week.

Quarter: 4 **Accomplishment Quantity:** 3

Accomplishment Narrative:

There were 3 new participants in Resident Recreation Program during the 4th quarter.

2023-2024 CAPER CDBG Activity Listing

(Activities Included in Analysis)

Identification

Project No.: 602507-22 **Jurisdiction:** San Fernando
Project Title: Resident Recreation Program Scholarships
IDIS Number: 12207
Operating Agency: City of San Fernando
Subrecipient Type: Participating City
Contract Period: 7/13/2022 to 6/30/2023 **Quarter Completed:** 1
Activity Code: 05Z Public Services (General)
National Objective: LMC Low/Mod Limited Clientele
Objective: Suitable Living Environment **Outcome:** Availability/Accessibility

Project Summary

This new project provides scholarships to City of San Fernando residents to cover the cost of participating in recreation programs offered by the City's Department of Recreation including, but not limited to; summer day camp, youth and adult sports programs, the San Fernando 1-mile run, and fitness classes.

Accomplishments and Net Expenditures

Priority Need: CD - Public Services
Performance Indicator: People (General)
Quantitative Accomplishments: Goal: 50 This Year: 0 Cumulative: 0 Ratio: 0.0%
Net Expenditures: Budgeted: \$25,000.00 This Year: \$0.00 Cumulative: \$5,476.00 Ratio: 21.9%

Annual Narrative:

Overall, the activity served 20 individuals last fiscal year.

Quarter: 1 **Accomplishment Quantity:** 0

Accomplishment Narrative:

There was no activity to report during the 1st quarter.

2023-2024 CAPER CDBG Activity Listing

(Activities Included in Analysis)

Identification

Project No.: 602654-23 **Jurisdiction:** San Fernando
Project Title: Small Business Assistance Program
IDIS Number: 12478
Operating Agency: City of San Fernando
Subrecipient Type: Participating City
Contract Period: 11/2/2023 to 6/30/2024 **Quarter Completed:** 4
Activity Code: 18A ED Direct: Direct Financial Assistance to For Profit Business
National Objective: LMA Low/Mod Area
Objective: Creating Economic Opportunity **Outcome:** Sustainability

Project Summary

This new Small Business Assistance Program provides grants to benefit small businesses located in the City of San Fernando. The Program offers \$10,000 grants to businesses that provide goods and services to residents in predominately low- and moderate-income communities. The grant funds can be used for operational expenses of the business such as, Employee payroll; working capital to continue operations; payment of outstanding business expenses; and adaptive practices needed to remain open.

Accomplishments and Net Expenditures

Priority Need: CD - Economic Development
Performance Indicator: Businesses
Quantitative Accomplishments: Goal: 2 This Year: 4 Cumulative: 4 Ratio: 200%
Net Expenditures: Budgeted: \$21,503.00 This Year: \$21,503.00 Cumulative: \$21,503.00 Ratio: 100.0%

Annual Narrative:

4 businesses received grants during FY 23-24 for a total of \$18,870 in grant funding awarded. No leverage funds for this project.

Businesses Assisted:

<u>Business Name</u>	<u>Duns Number</u>	<u>Type of Business</u>
AAA Transmission	GSAFSD10645947	Existing Expanded
Chula Chic	GJLFWBKT2198	Existing Expanded
Maclay Market	GSAFSD10645638	Existing Expanded
The Midnight Hour Records	GRRNP1DKXAX9	Existing Expanded

Grants/Loans:

<u>Quarter</u>	<u>Grants</u>	<u>Loans</u>
4	4	0
Total	4	0

Quarter: 2 **Accomplishment Quantity:** 0

Accomplishment Narrative:

The project was approved by LACDA on 11/2/2023. There was no activity during the 2nd Quarter. The program will be active in the 3rd Quarter.

Quarter: 3 **Accomplishment Quantity:** 0

Accomplishment Narrative:

The program guidelines were finalized during the 3rd quarter. The program application will be finalized, and two grants will be

2023-2024 CAPER CDBG Activity Listing

(Activities Included in Analysis)

awarded during the 4th quarter.

Quarter: 4 **Accomplishment Quantity:** 4

Accomplishment Narrative:

4 businesses received grants during the 4th quarter.

Business Name	Grant Amount
AAA Transmission	\$3,000
Chula Chic	\$3,500
Maclay Market	\$2,850
The Midnight Hour Records	\$9,520

2023-2024 CAPER CDBG Activity Listing

(Activities Included in Analysis)

Identification

Project No.: 602654-24 **Jurisdiction:** San Fernando
Project Title: Small Business Assistance Program
IDIS Number:
Operating Agency: City of San Fernando
Subrecipient Type: Participating City
Contract Period: 7/1/2024 to 6/30/2025
Activity Code: 18A ED Direct: Direct Financial Assistance to For Profit Business
National Objective: LMA Low/Mod Area
Objective: Creating Economic Opportunity **Outcome:** Sustainability

Project Summary

This continuing Small Business Assistance Program provides \$10,000 grants to benefit small businesses located in the City of San Fernando that provide goods and services to residents in predominately low- and moderate-income communities. Funds to be used for operational expenses such as, Employee payroll; working capital for expansion; and payment of business expenses.

Accomplishments and Net Expenditures

Priority Need: CD - Economic Development
Performance Indicator: Businesses
Quantitative Accomplishments: Goal: 2 This Year: 0 Cumulative: 0 Ratio: 0.0%
Net Expenditures: Budgeted: \$145,604.00 This Year: \$0.00 Cumulative: \$0.00 Ratio: 0.0%

Annual Narrative:

2023-2024 CAPER CDBG Activity Listing
(Activities Included in Analysis)

San Gabriel

2023-2024 CAPER CDBG Activity Listing

(Activities Included in Analysis)

Identification

Project No.: D96796-23 **Jurisdiction:** San Gabriel
Project Title: Code Enforcement Program
IDIS Number: 12419
Operating Agency: City of San Gabriel
Subrecipient Type: Participating City
Contract Period: 7/20/2023 to 6/30/2024 **Quarter Completed:** 4
Activity Code: 15 Code Enforcement
National Objective: LMA Low/Mod Area
Objective: Suitable Living Environment **Outcome:** Sustainability

Project Summary

This continuing code enforcement program aids in arresting the decline of primarily residential, low-and moderate-income areas in census tracts that have been deemed deteriorating or deteriorated in the City of San Gabriel.

The following are the most common violations addressed through this CDBG-funded activity: peeling paint, inoperable vehicles, unpermitted structures, illegal dumping, dead or overgrown vegetation, abandoned vehicles and the accumulation of junk, furniture and debris.

This program works in tandem with the City's Graffiti Removal Program and is 100% CDBG funded.

Accomplishments and Net Expenditures

Priority Need: Housing
Performance Indicator: People (General)
Quantitative Accomplishments: Goal: 29,597 This Year: 29,597 Cumulative: 29,597 Ratio: 100.0%
Net Expenditures: Budgeted: \$85,000.00 This Year: \$85,000.00 Cumulative: \$85,000.00 Ratio: 100.0%

Annual Narrative:

During the 2023-2024 fiscal year, Neighborhood Improvement Services (NIS), staff investigated residential and commercial properties for safety code violations and property maintenance nuisances. 525 Notices of Violation, Courtesy Notices and Alleged Letters combined were issued as a result of inspections for 157 single family homes, 90 multiple family homes and 5 commercial properties. The following deteriorated conditions were found; 205 for overgrown vegetation/lawn maintenance, 196 junk, trash and debris, 33 for deteriorated structures, 101 for inoperable vehicle, and 96 unpermitted structure/construction. Staff conducted 1593 inspections to properties with violations or alleged violations and compliance was achieved with only 80 administrative citations issued.

Quarter: 1 **Accomplishment Quantity:** 29,597

Accomplishment Narrative:

During Quarter 1, Neighborhood Improvement Services (NIS), staff investigated residential and commercial properties for safety code violations and property maintenance nuisances. As a result of the inspections, 156 notices of violation and/courtesy notices and alleged letters combined were issued. Notices were issues at 49 single family homes and 31 multiple family homes. The following deteriorated conditions were found; 32 for overgrown vegetation/lawn maintenance, 26 junk/trash and debris, two for deteriorated structures, nine for inoperable vehicles/zoning and nine for unpermitted structure/construction/illegal addition. Staff conducted 495 inspections of properties with violations or alleged violations and compliance was achieved with only 22 administrative citations issued.

Quarter: 2 **Accomplishment Quantity:** 0

Accomplishment Narrative:

During the Quarter 2, Neighborhood Improvement Services (NIS), staff investigated residential/commercial properties for

2023-2024 CAPER CDBG Activity Listing

(Activities Included in Analysis)

safety code violations and property maintenance nuisances. 75 notices and Alleged Letters combined were issued because of the inspections of 17 single family homes, 9 multi-family homes and 1 commercial property. The following deteriorated conditions were found: 37 for overgrown vegetation/lawn maintenance, 38 junk, trash/debris, 2 for deteriorated structures, 14 for inoperable vehicle/zoning and 16 unpermitted structure/construction/illegal additions. A total of 6,494 sq ft of graffiti was removed/abated. Staff conducted 237 inspections to properties with violations/ alleged violations and compliance was achieved with only 15 administrative citations issued.

Quarter: 3 **Accomplishment Quantity:** 0

Accomplishment Narrative:

During Quarter 3, Neighborhood Improvement Services (NIS) staff investigated residential and commercial properties for safety code violations and property maintenance nuisances. 87 notices of violation, courtesy notices and alleged letters combined were issued as a result of inspections for 29 single family homes, 21 multiple family homes and 1 commercial property. The following deteriorated conditions were found: 52 for overgrown vegetation/lawn maintenance, 53 for junk, trash, and debris, 3 for deteriorated structures, 25 for inoperable vehicle/zoning and 29 for unpermitted structure/construction/illegal addition. Staff conducted 239 inspections at properties with violations or alleged violations. Compliance was achieved with only 28 administrative citations being issued.

Quarter: 4 **Accomplishment Quantity:** 0

Accomplishment Narrative:

Neighborhood Improvement Services (NIS), staff investigated residential and commercial properties for safety code violations and property maintenance nuisances. 207 Notices of Violation, Courtesy Notices and Alleged Letters combined were issued, inspections for 62 single family homes, 29 multiple family homes and 3 commercial properties were conducted. The following deteriorated conditions were found; 84 for overgrown vegetation/lawn maintenance, 79 junk, trash and debris, 4 for deteriorated structures, 49 for inoperable vehicle/zoning and 42 unpermitted structure/construction/illegal addition. A total of 11,031 square ft of graffiti was removed/abated. Staff conducted 622 inspections to properties with violations or alleged violations and compliance was achieved with 15 only administrative citations issued.

2023-2024 CAPER CDBG Activity Listing

(Activities Included in Analysis)

Identification

Project No.: D96796-24 **Jurisdiction:** San Gabriel
Project Title: Code Enforcement Program
IDIS Number:
Operating Agency: City of San Gabriel
Subrecipient Type: Participating City
Contract Period: 7/1/2024 to 6/30/2025
Activity Code: 15 Code Enforcement
National Objective: LMA Low/Mod Area
Objective: Suitable Living Environment **Outcome:** Sustainability

Project Summary

This continuing code enforcement program aids in arresting the decline of primarily residential, low-and moderate-income areas in census tracts that have been deemed deteriorating or deteriorated in the City of San Gabriel.

Accomplishments and Net Expenditures

Priority Need: Housing
Performance Indicator: People (General)
Quantitative Accomplishments: Goal: 29,597 This Year: 0 Cumulative: 0 Ratio: 0.0%
Net Expenditures: Budgeted: \$85,000.00 This Year: \$20,936.00 Cumulative: \$20,936.00 Ratio: 24.6%

Annual Narrative:

2023-2024 CAPER CDBG Activity Listing

(Activities Included in Analysis)

Identification

Project No.: 602564-23 **Jurisdiction:** San Gabriel
Project Title: Graffiti Removal Program
IDIS Number: 12417
Operating Agency: City of San Gabriel
Subrecipient Type: Participating City
Contract Period: 7/20/2023 to 6/30/2024 **Quarter Completed:** 4
Activity Code: 05I Crime Awareness/Prevention
National Objective: LMA Low/Mod Area
Objective: Suitable Living Environment **Outcome:** Sustainability

Project Summary

This new project identifies and removes graffiti on public and private property in primarily residential and neighborhood commercial properties within the low- and moderate-income service areas.

Accomplishments and Net Expenditures

Priority Need: CD - Anti-Crime
Performance Indicator: People (General)
Quantitative Accomplishments: Goal: 38,780 This Year: 38,780 Cumulative: 38,780 Ratio: 100.0%
Net Expenditures: Budgeted: \$24,000.00 This Year: \$24,000.00 Cumulative: \$24,000.00 Ratio: 100.0%
Square Feet of Graffiti Removed: 46,453

Annual Narrative:

A total of 46,453 square feet of graffiti was removed during FY 23-24.

Quarter: 1 **Accomplishment Quantity:** 38,780

Accomplishment Narrative:

During Quarter 1 (July 01, 2023 - September 30, 2023) of FY 2023-2024, Graffiti control removed 13704 square feet of graffiti in areas covered by CDBG.

Quarter: 2 **Accomplishment Quantity:** 0

Accomplishment Narrative:

During Quarter 2, Neighborhood Improvement Services (NIS), staff investigated residential and commercial properties for safety code violations and property maintenance nuisances. 75 notices were issued due to the 17 inspections of single-family homes, nine (9) multi-family homes and one (1) commercial property. The following deteriorated conditions were found; 37 for overgrown vegetation/lawn maintenance, 38 junk, trash, and debris, two (2) for deteriorated structures, 14 for inoperable vehicle/zoning, and 16 unpermitted structure/construction/illegal addition. A total of 6,494 square ft of graffiti was removed/abated. Staff conducted 237 inspections to properties with violations or alleged violations and compliance was achieved with only 15 administrative citations issued.

Quarter: 3 **Accomplishment Quantity:** 0

Accomplishment Narrative:

A total of 15,224 square ft of graffiti was removed/abated.

Quarter: 4 **Accomplishment Quantity:** 0

Accomplishment Narrative:

A total of 11,031 square ft of graffiti was removed/abated.

2023-2024 CAPER CDBG Activity Listing

(Activities Included in Analysis)

Identification

Project No.: 602564-24 **Jurisdiction:** San Gabriel
Project Title: Graffiti Removal Program
IDIS Number:
Operating Agency: City of San Gabriel
Subrecipient Type: Participating City
Contract Period: 7/1/2024 to 6/30/2025
Activity Code: 05I Crime Awareness/Prevention
National Objective: LMA Low/Mod Area
Objective: Suitable Living Environment **Outcome:** Sustainability

Project Summary

This new project identifies and removes graffiti on public and private property in primarily residential and neighborhood commercial properties within the low- and moderate-income service areas.

Accomplishments and Net Expenditures

Priority Need: CD - Anti-Crime
Performance Indicator: People (General)
Quantitative Accomplishments: Goal: 38,780 This Year: 0 Cumulative: 0 Ratio: 0.0%
Net Expenditures: Budgeted: \$16,354.00 This Year: \$0.00 Cumulative: \$0.00 Ratio: 0.0%

Annual Narrative:

2023-2024 CAPER CDBG Activity Listing

(Activities Included in Analysis)

Identification

Project No.: D96803-23 **Jurisdiction:** San Gabriel
Project Title: Parks & Recreation Youth Program
IDIS Number: 12420
Operating Agency: City of San Gabriel
Subrecipient Type: Participating City
Contract Period: 7/20/2023 to 6/30/2024 **Quarter Completed:** 4
Activity Code: 05L Child Care Services
National Objective: LMC Low/Mod Limited Clientele
Objective: Suitable Living Environment **Outcome:** Availability/Accessibility

Project Summary

This continuing program provides a virtual after-school and recreational program for students from 2nd-5th grade residing in the City.

Accomplishments and Net Expenditures

Priority Need: CD - Youth Programs
Performance Indicator: People (General)
Quantitative Accomplishments: Goal: 26 This Year: 253 Cumulative: 253 Ratio: 973.1%
Net Expenditures: Budgeted: \$35,245.00 This Year: \$35,245.00 Cumulative: \$35,245.00 Ratio: 100.0%

Annual Narrative:

The City of San Gabriel was pleased to offer enriching programming to youth in grades 1-5. We offered after school programming at Coolidge, McKinley, Wilson and Washington Elementary Schools. The CDGB funding was used for the McKinley Elementary School Site. We continue to enhance our programming with thematic arts and crafts using a variety of mediums and introduced monthly special activity for students that range from STEAM, culinary, art related or themed activities. Staff are currently offering the Summer Parks with a Mission Program at McKinley Elementary School.

Direct Benefit (Race/Ethnicity):

<u>Race/Ethnicity</u>	<u>Numbers Assisted</u>
American Indian/Alaskan Native & White - Hispanic	1
American Indian/Alaskan Native - Hispanic	2
Asian - Hispanic	9
Asian - Non-Hispanic	149
Asian and White - Hispanic	4
Asian and White - Non-Hispanic	13
Black/African American & White - Hispanic	1
Black/African American - Hispanic	1
Black/African American - Non-Hispanic	1
Other Race - Hispanic	24
Other Race - Non-Hispanic	3
White - Hispanic	30
White - Non-Hispanic	15

Total **253**

Direct Benefit (Income):

<u>Income Level</u>	<u>Numbers Assisted</u>
Above Moderate	46

2023-2024 CAPER CDBG Activity Listing

(Activities Included in Analysis)

Extremely Low	44
Low	69
Moderate	94
Total	253

Quarter: 1 **Accomplishment Quantity:** 0

Accomplishment Narrative:

The Community Services Department offered an after school style program during the Summer at McKinley and Roosevelt Elementary Schools. The Summer program at McKinley was broken into two sessions- once during summer school and one with extended hours after summer school ended.

High-quality programming was offered during the program which included homework assistance, daily arts and crafts, and opportunities for physical play through recreational activities. In total we had 91 participants enrolled between grades 1-5 in the Summer Parks with a Mission program at Mckinley. I have attached a spreadsheet with the participant information since we could not upload the users to a particular reporting period.

Quarter: 2 **Accomplishment Quantity:** 242

Accomplishment Narrative:

The Community Services Department offered an after-school program at McKinley, Washington, Wilson, and Coolidge Elementary Schools. High-quality programming was offered, which included homework assistance, arts & crafts, organized recreational activities, special functions, and cultural enrichment. One highlight of Quarter 2 is a STEAM activity which enhanced teamwork skills, creativity, science fundamentals, and problem solving. In total, we had 198 participants enrolled between grades 1-5 in the after-school program at the four school sites with 47 being served at McKinley.

Quarter: 3 **Accomplishment Quantity:** 11

Accomplishment Narrative:

The Community Services Department offered an after-school program at McKinley, Washington, Wilson, and Coolidge Elementary Schools. High-quality programming was offered, which included homework assistance, arts & crafts, organized recreational activities, special functions, and cultural enrichment. A highlight of Quarter 3 was a month-long pen pal letter writing activity between sites which enhanced communication skills, writing skills, creativity and fostered connectivity and friendship. Of the 182 participants enrolled, 11 were unduplicated.

Quarter: 4 **Accomplishment Quantity:** 0

Accomplishment Narrative:

The After School Program continues to run at Coolidge, McKinley, Washington, and Wilson Elementary Schools with 182 participants enrolled, all duplicate, through the end of the school year. Recreation Leaders continue to provide high-quality programming during the afterschool program which includes homework assistance, arts and crafts, special monthly activities and opportunities for physical play through recreation activities. During this reporting period, two major highlight activities were make-a-book day where every student wrote and illustrated a story and pet rock day where students painted a rock pet and made a house for their pet out of recycled materials. Both activities were very popular with the students and made for a more enriching program.

2023-2024 CAPER CDBG Activity Listing

(Activities Included in Analysis)

Identification

Project No.: D96803-24 **Jurisdiction:** San Gabriel
Project Title: Parks & Recreation Youth Program
IDIS Number:
Operating Agency: City of San Gabriel
Subrecipient Type: Participating City
Contract Period: 7/1/2024 to 6/30/2025
Activity Code: 05L Child Care Services
National Objective: LMC Low/Mod Limited Clientele
Objective: Suitable Living Environment **Outcome:** Availability/Accessibility

Project Summary

This continuing program provides a virtual after-school and recreational program for students from 2nd-5th grade residing in the City.

Accomplishments and Net Expenditures

Priority Need: CD - Youth Programs
Performance Indicator: People (General)
Quantitative Accomplishments: Goal: 26 This Year: 0 Cumulative: 0 Ratio: 0.0%
Net Expenditures: Budgeted: \$27,407.00 This Year: \$7,014.00 Cumulative: \$7,014.00 Ratio: 25.6%

Annual Narrative:

2023-2024 CAPER CDBG Activity Listing

(Activities Included in Analysis)

Identification

Project No.: 602633-23 **Jurisdiction:** San Gabriel
Project Title: Street Improvement Project FY 23-24
IDIS Number: 12418
Operating Agency: City of San Gabriel
Subrecipient Type: Participating City
Contract Period: 7/20/2023 to 6/30/2025
Activity Code: 03K Street Improvements
National Objective: LMA Low/Mod Area
Objective: Suitable Living Environment **Outcome:** Sustainability

Project Summary

The proposed scope of work of the streets and alley repair may be slurry-sealed, have an asphaltic rubberized aggregate membrane surface applied, or be ground and overlaid with new asphalt depending upon the cost and condition at the time of bidding. The Vincent Lugo Park parking lot will be ground, paved and striped with new wheel stops among various improvements.

Accomplishments and Net Expenditures

Priority Need: CD - Infrastructure
Performance Indicator: People (General)
Quantitative Accomplishments: Goal: 1,905 This Year: 0 Cumulative: 0 Ratio: 0.0%
Net Expenditures: Budgeted: \$331,529.00 This Year: \$0.00 Cumulative: \$0.00 Ratio: 0.0%

Annual Narrative:

The project was postponed due to insufficient funding for the project and a request for time extension was made to CDBG. The project will begin in Fiscal Year 2024-25 with additional available funding, and it is anticipated that the project will be completed by December 2024.

Quarter: 1 **Accomplishment Quantity:** 0

Accomplishment Narrative:

Due to lack of City's matching funding in this Fiscal Year 2023-24, the initial intended scope of work cannot be fully performed. A significant number of the original proposed project locations would have to be reduced. To maintain the number of project locations as specified, the City would like to postpone the project until the next fiscal year 2024-25 to combine with the future CDBG funding for a substantial increase in the scope of work.

Quarter: 2 **Accomplishment Quantity:** 0

Accomplishment Narrative:

The project will be postponed until Fiscal Year 2024-25 to combine with future CDBG funding for a substantial increase in the scope of work. A project extension will be completed during the planning summary phase.

Quarter: 3 **Accomplishment Quantity:** 0

Accomplishment Narrative:

The project's scope of work was already determined. The preliminary engineering and design have been completed, and the engineer's cost estimate is \$536,164. However, the current available budget for the fiscal year 2023-24 is not sufficient to complete all the tasks in the scope of work. The City is waiting for the fiscal year 2024-25 funding allocation to combine with the current funding, and then send out the plans and specifications to LACDA for approval. Once plans and specifications are approved, the project will be advertised for construction bids.

Quarter: 4 **Accomplishment Quantity:** 0

2023-2024 CAPER CDBG Activity Listing

(Activities Included in Analysis)

Accomplishment Narrative:

The project was postponed due to insufficient funding for the project and a request for time extension was made to CDBG. The project will begin in Fiscal Year 2024-25 with additional available funding, and it is anticipated that the project will be completed by December 2024.

2023-2024 CAPER CDBG Activity Listing
(Activities Included in Analysis)

San Marino

2023-2024 CAPER CDBG Activity Listing

(Activities Included in Analysis)

Identification

Project No.: 602664-24 **Jurisdiction:** San Marino
Project Title: ADA Compliant Sidewalk Replacement Program
IDIS Number: 12535
Operating Agency: City of San Marino
Subrecipient Type: Participating City
Contract Period: 7/1/2024 to 6/30/2025
Activity Code: 03L Sidewalks
National Objective: LMC Low/Mod Limited Clientele
Objective: Suitable Living Environment **Outcome:** Availability/Accessibility

Project Summary

This new project provides for the removal and reconstruction of uneven or damaged, cracked, root damaged sidewalks and curb ramps to provide accessible paths of travel for severely disabled adults and elderly persons.

Accomplishments and Net Expenditures

Priority Need: Special Needs/Non-Homeless
Performance Indicator: People (General)
Quantitative Accomplishments: Goal: 799 This Year: 0 Cumulative: 0 Ratio: 0.0%
Net Expenditures: Budgeted: \$350,406.00 This Year: \$0.00 Cumulative: \$0.00 Ratio: 0.0%

Annual Narrative:

2023-2024 CAPER CDBG Activity Listing

(Activities Included in Analysis)

Identification

Project No.: 602652-23 **Jurisdiction:** San Marino
Project Title: Senior Outreach Program
IDIS Number: 12472
Operating Agency: City of San Marino
Subrecipient Type: Participating City
Contract Period: 10/19/2023 to 6/30/2024 **Quarter Completed:** 4
Activity Code: 05A Senior Services
National Objective: LMC Low/Mod Limited Clientele
Objective: Suitable Living Environment **Outcome:** Availability/Accessibility

Project Summary

This continuing program provides senior outreach activities such as health information, enrollment in senior leisure classes and community service programs, trips and tours, and referral to specialized senior supportive services. In addition, this program provides senior case management on an as-needed basis.

Accomplishments and Net Expenditures

Priority Need: CD - Senior Programs
Performance Indicator: People (General)
Quantitative Accomplishments: Goal: 60 This Year: 155 Cumulative: 155 Ratio: 258.3%
Net Expenditures: Budgeted: \$9,000.00 This Year: \$7,865.00 Cumulative: \$7,865.00 Ratio: 87.4%

Annual Narrative:

The Department held events such as Winter Wonderland and a senior dance with a Sock Hop theme. CSD also offered a senior trip to Paramount Studios in West Hollywood.

Other programs included Balance Strong and Gentle Chair Yoga which were 8-week physical fitness classes that surged in popularity with 90 and 164 participants respectively. In addition, the Community Services Department (CSD) offered a low-cost senior dance called Mad Hatter Tea Party, this program gave 28 seniors the opportunity to socialize, eat, drink and dance with others. Finally, CSD offered a senior trip to Dodger Stadium in April to watch the Dodgers take on the Nationals in a day game at Chavez Ravine. This trip sold out with 20 baseball fans attending the day game.

Direct Benefit (Race/Ethnicity):

<u>Race/Ethnicity</u>	<u>Numbers Assisted</u>
American Indian/Alaskan Native - Non-Hispanic	1
Asian - Non-Hispanic	51
Asian and White - Non-Hispanic	1
Black/African American - Non-Hispanic	4
Other Race - Hispanic	2
Other Race - Non-Hispanic	6
White - Hispanic	12
White - Non-Hispanic	78
Total	155

Direct Benefit (Income):

<u>Income Level</u>	<u>Numbers Assisted</u>
Moderate	155
Total	155

2023-2024 CAPER CDBG Activity Listing

(Activities Included in Analysis)

Quarter: 1 **Accomplishment Quantity:** 0

Accomplishment Narrative:

There were no activities in Q1 as the contract became effective 10/19/23.

Quarter: 2 **Accomplishment Quantity:** 0

Accomplishment Narrative:

A senior event was held on 12/15/23 called Winter Wonderland which was held at the City's new Community Center and 32 seniors attended. This event was held to help get seniors out and be more active after being isolated during COVID. Year to date, 32 seniors have participated in this program.

Quarter: 3 **Accomplishment Quantity:** 48

Accomplishment Narrative:

In quarter 3, a variety of programs were offered through the Community Development Block Grant program at minimal or no cost to seniors. These programs included Balance Strong, a new 8-week physical fitness class that surged in popularity with 65 participants. In addition, the Community Services Department offered a low cost senior dance with a Sock Hop theme. This program gave 16 seniors an opportunity to socialize, eat, drink and dance. Participants were very satisfied with the dance and left survey responses like; "DJ was fabulous!!! What a voice and energy! Great talent!!! Food was good and the staff was enthusiastic. Great raffle prizes and almost everyone came out a winner! We had a great time!!!" Finally, CSD offered a senior trip to Paramount Studios in West Hollywood. 27 participants registered for the tour and partook in lunch at Italian Deli, Eataly.

Quarter: 4 **Accomplishment Quantity:** 107

Accomplishment Narrative:

In quarter 4, a variety of programs were offered through the Community Development Block Grant program at minimal or no cost to seniors. These programs included Balance Strong and Gentle Chair Yoga which were 8-week physical fitness classes that surged in popularity with 90 and 164 participants respectively. In addition, the Community Services Department offered a low cost senior dance called Mad Hatter Tea Party, this program gave 28 seniors the opportunity to socialize, eat, drink and dance with others. Finally, CSD offered a senior trip to Dodger Stadium in April to watch the Dodgers take on the Nationals in a day game at Chavez Ravine. This trip sold out with 20 baseball fans attending the day game.

2023-2024 CAPER CDBG Activity Listing

(Activities Included in Analysis)

Identification

Project No.: 602652-24 **Jurisdiction:** San Marino
Project Title: Senior Outreach Program
IDIS Number:
Operating Agency: City of San Marino
Subrecipient Type: Participating City
Contract Period: 7/1/2024 to 6/30/2025
Activity Code: 05A Senior Services
National Objective: LMC Low/Mod Limited Clientele
Objective: Suitable Living Environment **Outcome:** Availability/Accessibility

Project Summary

This continuing program provides senior outreach activities such as health information, enrollment in senior leisure classes and community service programs, trips and tours, and referral to specialized senior supportive services. In addition, this program provides senior case management on an as-needed basis.

Accomplishments and Net Expenditures

Priority Need: CD - Senior Programs
Performance Indicator: People (General)
Quantitative Accomplishments: Goal: 60 This Year: 0 Cumulative: 0 Ratio: 0.0%
Net Expenditures: Budgeted: \$10,000.00 This Year: \$0.00 Cumulative: \$0.00 Ratio: 0.0%

Annual Narrative:

2023-2024 CAPER CDBG Activity Listing
(Activities Included in Analysis)

Santa Fe Springs

2023-2024 CAPER CDBG Activity Listing

(Activities Included in Analysis)

Identification

Project No.: 602495-23 **Jurisdiction:** Santa Fe Springs
Project Title: Home Improvement Program
IDIS Number: 12447
Operating Agency: City of Santa Fe Springs
Subrecipient Type: Participating City
Contract Period: 8/10/2023 to 6/30/2024 **Quarter Completed:** 4
Activity Code: 14A Rehabilitation: Single-Unit Residential
National Objective: LMH Low/Mod Housing
Objective: Decent Housing **Outcome:** Affordability

Project Summary

The Home Improvement Program provides financial assistance through a grant of up to a maximum of \$20,000 to families from low-to-moderate-income households to rehabilitate owner-occupied, single-family dwellings.

Accomplishments and Net Expenditures

Priority Need: Housing
Performance Indicator: Housing Units
Quantitative Accomplishments: Goal: 10 This Year: 0 Cumulative: 0 Ratio: 0.0%
Net Expenditures: Budgeted: \$240,000.00 This Year: \$32,182.00 Cumulative: \$32,182.00 Ratio: 13.4%

Annual Narrative:

The city made great efforts to get its Home Improvement Program started and establish momentum with getting project files underway. The city currently has 133 individuals on the waiting list. It is highly anticipated that the subsequent program year will garner increased success with respect to reported activity accomplishments.

Although the city made great efforts to promptly get the program established and implement processes that would garner accomplishments to report prior to the conclusion of the 2023-24 program year, there were some administrative challenges that hindered the program implementation process. The City's agreement to implement their Home Improvement Program was executed at the end of Quarter 1 of the program year, wherein which program staff worked diligently to contact and qualify applicants on the city's waiting list. During Quarter 2, many of the initial applicants were either deemed either unresponsive or were deemed ineligible due exceeding the applicable program income limits. The City was able to implement processes early in Quarter 3 to overcome initial challenges with applicant responsiveness and was able to qualify five (5) program participants. Although all project files were on a trajectory to be completed prior to the June 30th deadline, the most significant delay occurred during the middle of Quarter 3 of the program year wherein in which procurement was performed to secure necessary lead testing services. Around this time one additional applicant was approved for program participation, increasing the number of projects in-process to six (6). Although the procurement process for lead testing was promptly completed, the city's legal team was overwhelmed with other task which prolonged the services agreement process with Barr & Clark for over four (4) weeks. Given that program staff was unable to have services performed without an executed agreement in place, the projects were stalled during the design process as the majority of the dwellings were constructed prior to 1978. Most lead testing reports were issued by the end of April 2024 wherein which program staff needed to take time to review reporting and complete the design process to account for necessary lead safe practices, where needed. In an effort to get the program back on track, program staff worked quickly to provide homeowners with necessary procurement documentation and technical support to complete the bid process for contractor services. Although the homeowners were responsive, and program staff worked quickly to perform the bid review process, pre-construction meetings could not take place due to additional administrative delays resulting from the city legal team's workload and the amount of time it took to review of the Contractor agreement template for program use. Program staff did not receive proposed edits/comments from the City's legal team to allow use of the Contractor agreement template until the second week of June 2024, making it infeasible to complete construction for any project prior to the June 30, 2024, deadline.

2023-2024 CAPER CDBG Activity Listing

(Activities Included in Analysis)

Quarter: 1 **Accomplishment Quantity:** 0

Accomplishment Narrative:

During this quarter, the City officially kicked off its program and is happy to report a significant amount of program interest was generated from community members. The City has a healthy waiting list of applicants seeking support through the Home Improvement Program and applicant intake processes have commenced. It is the City's goal to commence reporting accomplishments during the subsequent quarter.

Quarter: 2 **Accomplishment Quantity:** 0

Accomplishment Narrative:

During Quarter 2, program staff was able to qualify 1 applicant, and commence review of 5 applications for program eligibility. This program currently has 67 applicants that remain on the waiting list. During this quarter 2 applicants were disqualified due to exceeding the household income limits.

Program staff has modified application deadlines and increased communication frequency with applicants currently completing their program applications for eligibility review. These enhanced efforts are being performed to help expedite and increase the number of applicants qualified for program participation in the subsequent quarter.

Quarter: 3 **Accomplishment Quantity:** 0

Accomplishment Narrative:

During Quarter 3, program staff was able to qualify 5 applicants for program participation. All 5 applicant properties were built prior to 1978 and are currently pending lead testing. The City experienced some delays with the agreement process for lead testing services but received word on 4/09/2024 that the agreement with Barr and Clark is fully executed. Program staff will work quickly to have lead testing services scheduled for all 5 applicants as soon as possible.

1 applicant was disqualified due to exceeding the household income limit. 10 applicants withdrew their interest from the waiting list. This program currently has 115 applicants that remain on the waiting list.

Quarter: 4 **Accomplishment Quantity:** 0

Accomplishment Narrative:

Due to unforeseen administrative delays, the city was unable to complete/report any accomplishments during the current program year. The city currently has six (6) projects in the pre-construction phase. It is anticipated that all 6 projects will be completed early in the subsequent program year.

2023-2024 CAPER CDBG Activity Listing

(Activities Included in Analysis)

Identification

Project No.: 602495-24 **Jurisdiction:** Santa Fe Springs
Project Title: Home Improvement Program
IDIS Number: 12651
Operating Agency: City of Santa Fe Springs
Subrecipient Type: Participating City
Contract Period: 7/31/2024 to 6/30/2025
Activity Code: 14A Rehabilitation: Single-Unit Residential
National Objective: LMH Low/Mod Housing
Objective: Decent Housing **Outcome:** Affordability

Project Summary

The Home Improvement Program provides financial assistance through a grant of up to a maximum of \$20,000 to families from low-to-moderate-income households to rehabilitate owner-occupied, single-family dwellings.

Accomplishments and Net Expenditures

Priority Need: Housing
Performance Indicator: Housing Units
Quantitative Accomplishments: Goal: 10 This Year: 0 Cumulative: 0 Ratio: 0.0%
Net Expenditures: Budgeted: \$232,805.00 This Year: \$0.00 Cumulative: \$0.00 Ratio: 0.0%

Annual Narrative:

2023-2024 CAPER CDBG Activity Listing

(Activities Included in Analysis)

Identification

Project No.: 602253-23 **Jurisdiction:** Santa Fe Springs
Project Title: TEEN Program
IDIS Number: 12446
Operating Agency: City of Santa Fe Springs
Subrecipient Type: Participating City
Contract Period: 8/10/2023 to 6/30/2024 **Quarter Completed:** 4
Activity Code: 05D Youth Services
National Objective: LMC Low/Mod Limited Clientele
Objective: Suitable Living Environment **Outcome:** Availability/Accessibility

Project Summary

This continuing program provides middle school and high school-aged students with a TEEN Club offering a wide-array of activities from arts & crafts, games, sports, to personal enrichment and academic development. Space is provided for school homework completion, meetings with a college coordinator, and college prep assistance. In addition, the TEEN Club offers participants a light meal and outings to various events around the south California region.

Accomplishments and Net Expenditures

Priority Need: CD - Youth Programs
Performance Indicator: People (General)
Quantitative Accomplishments: Goal: 60 This Year: 75 Cumulative: 75 Ratio: 125.0%
Net Expenditures: Budgeted: \$28,000.00 This Year: \$28,000.00 Cumulative: \$28,000.00 Ratio: 100.0%

Annual Narrative:

The CLUB continues to build back its numbers as it returns from the COVID era, the City is seeing small gains. We have widened the programs we offer to teach teens basics that they are not learning in school such as basic car care, power tools, cooking skills, soldering, and learning how to prepare to enter the workforce. This is in addition to the host of fun, interactive events that staff eagerly host and lead. The CLUB had a daily average of 23 kids with upticks on Wednesdays when game days were hosted. We look forward to growing the numbers of participants in 2024-25 and will offer a college bound program in conjunction with the Whittier Boys & Girls Club.

Direct Benefit (Race/Ethnicity):

<u>Race/Ethnicity</u>	<u>Numbers Assisted</u>
American Indian/Alaskan Native & White - Hispanic	1
American Indian/Alaskan Native - Non-Hispanic	1
Asian - Non-Hispanic	1
Black/African American & White - Hispanic	1
Black/African American - Hispanic	2
Other Race - Hispanic	1
White - Hispanic	68
Total	75

Direct Benefit (Income):

<u>Income Level</u>	<u>Numbers Assisted</u>
Above Moderate	6
Extremely Low	19
Low	38
Moderate	12

2023-2024 CAPER CDBG Activity Listing

(Activities Included in Analysis)

Total

75

Quarter: 1 **Accomplishment Quantity:** 0

Accomplishment Narrative:

July is a traditionally a slow month for The Club. A trivia night was hosted with 8 teens participating. To escape the heat, 9 teens joined in with water wars & slushies. 5 teens came out for a beach clean-up.

In August, The Club hosted a Back to School Bash inviting prospective members and their families to see what The Club is all about. 17 youth came out for this event. The Club became Casino Club as staff taught 20 Club members various games of chance and how understanding mathematics & probability could help them win. The Club also held its annual Car 101 to teach 13 new and soon to be teen drivers basic car care skills. For Tech Tuesday in August, 8 teens furthered their learning of 3D printing.

In September, 12 youth participated in karaoke & nachos.

Quarter: 2 **Accomplishment Quantity:** 0

Accomplishment Narrative:

These specialized activities were in conjunction with the regular programs offered at The Club Monday-Friday which has a daily average attendance of 24 participants.

- Oct. 11: Sugar Skull Decorating (11 participants)
- Oct. 16-20: Halloweek (Scary trivia & games)
- Nov. 8: Pie Night & Volunteer Opportunities (10 participants)
- Dec. 13: Pizza & Xmas Lights (8 participants)
- Dec. 18-22: Xmas Games & Activities

Quarter: 3 **Accomplishment Quantity:** 75

Accomplishment Narrative:

JANUARY: Club staff hosted “We Got a Lot in Store for 2024.” It was an overview of upcoming programs & events for the year; The Club also hosted “Blast from the Past” trivia; and as part of Tech Tuesdays, Club staff taught soldering. FEBRUARY: Paint & Grub had teens eating pizza and finding their creative side by painting; There was BFF Karaoke on Feb. 21; and Sweet Cake & Bake where teens learned the art of microwave baking. MARCH: In honor of St. Patrick’s Day, Club members made minty shamrock shakes & tested their knowledge of the holiday; Members in The Club participated in the STEM challenge of building a “bridge of strength.; and Keeping with the month of all things Irish, the movie “Luck of the Irish” was shown and snacks such as popcorn and Irish nachos were enjoyed.

Quarter: 4 **Accomplishment Quantity:** 0

Accomplishment Narrative:

April saw teens learn how to write a resume & interview for a job. Youth also put on rubber ball suits and played a variety of games that were wacky and gravity defying. In the month of May, teens learned the basics of power tools and making air dry clay art pieces. The teens also painted small flowerpots and were given soil & flower for it. June was quirky food combos & movies. The popular crafting your cooking skills was lead by a local chef. Kids got into the Olympic spirt by participating in our CLUB-lympics game day.

2023-2024 CAPER CDBG Activity Listing

(Activities Included in Analysis)

Identification

Project No.: 602253-24 **Jurisdiction:** Santa Fe Springs
Project Title: TEEN Program
IDIS Number: 12650
Operating Agency: City of Santa Fe Springs
Subrecipient Type: Participating City
Contract Period: 7/31/2024 to 6/30/2025
Activity Code: 05D Youth Services
National Objective: LMC Low/Mod Limited Clientele
Objective: Suitable Living Environment **Outcome:** Availability/Accessibility

Project Summary

This continuing program provides middle school and high school-aged students with a TEEN Club offering a wide-array of activities from arts & crafts, games, sports, to personal enrichment and academic development.

Accomplishments and Net Expenditures

Priority Need: CD - Youth Programs
Performance Indicator: People (General)
Quantitative Accomplishments: Goal: 60 This Year: 0 Cumulative: 0 Ratio: 0.0%
Net Expenditures: Budgeted: \$20,757.00 This Year: \$0.00 Cumulative: \$0.00 Ratio: 0.0%

Annual Narrative:

Sierra Madre

2023-2024 CAPER CDBG Activity Listing

(Activities Included in Analysis)

Identification

Project No.: 602673-23 **Jurisdiction:** Sierra Madre
Project Title: Single Family Housing Rehabilitation
IDIS Number: 12494
Operating Agency: City of Sierra Madre
Subrecipient Type: Participating City
Contract Period: 4/2/2024 to 6/30/2024 **Quarter Completed:** 4
Activity Code: 14A Rehabilitation: Single-Unit Residential
National Objective: LMH Low/Mod Housing
Objective: Decent Housing **Outcome:** Affordability

Project Summary

This new Single Family Residential Rehabilitation program provides grants up to \$15,000 to income eligible senior residents for integral home improvements including modifications that make mobility easier. The work includes but is not limited to; roof work, wheelchair ramps, handrails, grab bars, and tub conversions to roll-in showers.

Accomplishments and Net Expenditures

Priority Need: Housing
Performance Indicator: Housing Units
Quantitative Accomplishments: Goal: 3 This Year: 0 Cumulative: 0 Ratio: 0.0%
Net Expenditures: Budgeted: \$64,704.00 This Year: \$0.00 Cumulative: \$0.00 Ratio: 0.0%

Annual Narrative:

For the limited program year, the City Council adopted a resolution to develop a senior minor home repair program. The local allocation in 2023 allows for 3 grants for the seniors. The CDBG grant management team advised that additional allocation will be available to make the scale of the economy of the program feasible. The updated program allows a total grant amount of \$150,000 The City issued a request for a proposal and identified a consulting firm. The city has developed program guidelines to start the program in the next FY (FY24). No leverage funds for this project.

Quarter: 4 **Accomplishment Quantity:** 0

Accomplishment Narrative:

For the fourth quarter, the City Council adopted a resolution to develop a senior minor home repair program. The local allocation in 2023 allows for 3 grants for the seniors. The CDBG grant management team advised that additional allocation will be available to make the scale of the economy of the program feasible. The updated program allows a total grant amount of \$150,000 The City issued a request for a proposal and identified a consulting firm. The city has developed program guidelines to start the program in the next FY.

2023-2024 CAPER CDBG Activity Listing

(Activities Included in Analysis)

Identification

Project No.: 602688-24 **Jurisdiction:** Sierra Madre
Project Title: Single Family Housing Rehabilitation
IDIS Number: 12504
Operating Agency: City of Sierra Madre
Subrecipient Type: Participating City
Contract Period: 7/1/2024 to 6/30/2025
Activity Code: 14A Rehabilitation: Single-Unit Residential
National Objective: LMH Low/Mod Housing
Objective: Decent Housing **Outcome:** Affordability

Project Summary

This new Single Family Residential Rehabilitation program provides grants up to \$15,000 to income eligible senior residents for integral home improvements. Work includes but not limited to; roof work, wheelchair ramps, handrails, grab bars, and tub conversions to roll-in showers.

Accomplishments and Net Expenditures

Priority Need: Housing
Performance Indicator: Housing Units
Quantitative Accomplishments: Goal: 7 This Year: 0 Cumulative: 0 Ratio: 0.0%
Net Expenditures: Budgeted: \$156,875.00 This Year: \$0.00 Cumulative: \$0.00 Ratio: 0.0%

Annual Narrative:

2023-2024 CAPER CDBG Activity Listing
(Activities Included in Analysis)

Signal Hill

2023-2024 CAPER CDBG Activity Listing

(Activities Included in Analysis)

Identification

Project No.: 602485-22 **Jurisdiction:** Signal Hill
Project Title: ADA Improvements at Discovery Well Park
IDIS Number: 12068
Operating Agency: City of Signal Hill
Subrecipient Type: Participating City
Contract Period: 7/1/2022 to 6/30/2024 **Quarter Completed:** 1
Activity Code: 03F Parks, Recreational Facilities
National Objective: LMC Low/Mod Limited Clientele
Objective: Suitable Living Environment **Outcome:** Availability/Accessibility

Project Summary

This new project will remove existing material barriers and allow for unobstructed access to the facilities at Discovery Well Park and allow elderly and severely disabled adult residents access to playground equipment with their children and grandchildren.

Accomplishments and Net Expenditures

Priority Need: Special Needs/Non-Homeless
Performance Indicator: Public Facilities
Quantitative Accomplishments: Goal: 1 This Year: 0 Cumulative: 1 Ratio: 100.0%
Net Expenditures: Budgeted: \$66,345.00 This Year: \$0.00 Cumulative: \$66,345.00 Ratio: 100.0%

Annual Narrative:

This completed project removed existing barriers at Discovery Well Park. The barriers were replaced with new play surfacing composed of Americans with Disability Act (ADA) compliant rubberized material. The completion of this project provides accessibility for approximately 722 elderly and severely disabled adults to playground equipment with their children and grandchildren.

Quarter: 1 **Accomplishment Quantity:** 0

Accomplishment Narrative:

Construction was completed and a Labor Compliance File Review was conducted during the 4th quarter. The Labor Compliance File Review Clearance Letter Received from LACDA on 6/28/2023.

2023-2024 CAPER CDBG Activity Listing

(Activities Included in Analysis)

Identification

Project No.: 602617-23 **Jurisdiction:** Signal Hill
Project Title: FY 23-24 ADA Street and Sidewalk Improvements
IDIS Number: 12450
Operating Agency: City of Signal Hill
Subrecipient Type: Participating City
Contract Period: 8/28/2023 to 6/30/2025
Activity Code: 03L Sidewalks
National Objective: LMC Low/Mod Limited Clientele
Objective: Suitable Living Environment **Outcome:** Availability/Accessibility

Project Summary

This new project provides for the removal of architectural and material barriers through the removal of several sidewalk curb barriers and construction of curb ramps conforming to Americans with Disabilities Act (ADA) standards.

Accomplishments and Net Expenditures

Priority Need: Special Needs/Non-Homeless
Performance Indicator: People (General)
Quantitative Accomplishments: Goal: 6,365 This Year: 0 Cumulative: 0 Ratio: 0.0%
Net Expenditures: Budgeted: \$68,560.00 This Year: \$0.00 Cumulative: \$0.00 Ratio: 0.0%

Annual Narrative:

Project design was completed during the 3rd quarter. The bid documents were approved by LACDA in April 2024. The contract is schedule to be awarded in July of 2024. LACDA approved an amendment to extend the project End Date into fiscal year 24-25. The project is expected to be completed by the 2nd quarter of 2024.

Quarter: 1 **Accomplishment Quantity:** 0

Accomplishment Narrative:

The project was in the design phase during the 1st quarter. The bid specifications may be completed during the 2nd quarter.

Quarter: 2 **Accomplishment Quantity:** 0

Accomplishment Narrative:

The project was in the design phase during the 2nd quarter. The bid specifications should be completed during the 3rd quarter.

Quarter: 3 **Accomplishment Quantity:** 0

Accomplishment Narrative:

Project design was completed during the 3rd quarter. The bid documents will be submitted to LACDA for review in April 2024. The City will submit an amendment request to extend the project End Date into fiscal year 24-25 in order to ensure that there is sufficient time to complete the Labor Compliance monitoring process.

Quarter: 4 **Accomplishment Quantity:** 0

Accomplishment Narrative:

Project design was completed during the 3rd quarter. The project went out to bid during the 4th quarter. The contract award is scheduled to be approved by the City Council in July of 2024. The project is on track to be completed by the 2nd quarter of 2024.

2023-2024 CAPER CDBG Activity Listing

(Activities Included in Analysis)

Identification

Project No.: D96546-23 **Jurisdiction:** Signal Hill
Project Title: Senior Food Distribution
IDIS Number: 12388
Operating Agency: City of Signal Hill
Subrecipient Type: Participating City
Contract Period: 7/1/2023 to 6/30/2024 **Quarter Completed:** 4
Activity Code: 05A Senior Services
National Objective: LMC Low/Mod Limited Clientele
Objective: Suitable Living Environment **Outcome:** Availability/Accessibility

Project Summary

This continuing program provides meat, poultry, fish, fruits, vegetables, dry goods, and canned groceries to residents who are 55 years of age and older on a bi-monthly basis. If needed, this program may provide a variety of additional public services to senior citizens, including but not be limited to, dial-a-ride for those who need to get to a store or doctor, social/recreational activities, food vouchers and taxi coupons. Other services may include providing assistance with government benefits and referrals to appropriate agencies for peer counseling, housing assistance (counseling and senior home-share), in-home care, medical and dental needs and similar programs.

Accomplishments and Net Expenditures

Priority Need: CD - Senior Programs
Performance Indicator: People (General)
Quantitative Accomplishments: Goal: 35 This Year: 34 Cumulative: 34 Ratio: 97.1%
Net Expenditures: Budgeted: \$17,139.00 This Year: \$17,139.00 Cumulative: \$17,139.00 Ratio: 100.0%

Annual Narrative:

During FY 2023-2024, 34 individuals were served on 12 occasions, for a total of 362 client contacts.

Direct Benefit (Race/Ethnicity):

<u>Race/Ethnicity</u>	<u>Numbers Assisted</u>
American Indian/Alaskan Native & White - Non-Hispanic	1
American Indian/Alaskan Native - Non-Hispanic	1
Asian - Hispanic	1
Asian - Non-Hispanic	5
Asian and White - Non-Hispanic	2
Black/African American & White - Non-Hispanic	3
Black/African American - Non-Hispanic	9
Native Hawaiian/Other Pacific Islander - Non Hispanic	1
Other Race - Hispanic	2
Other Race - Non-Hispanic	6
White - Non-Hispanic	3
Total	34

Direct Benefit (Income):

<u>Income Level</u>	<u>Numbers Assisted</u>
Moderate	34
Total	34

2023-2024 CAPER CDBG Activity Listing

(Activities Included in Analysis)

Quarter: 1 **Accomplishment Quantity:** 30

Accomplishment Narrative:

Thirty individuals were served this quarter on 3 occasions, for a total of 85 client contacts.

Quarter: 2 **Accomplishment Quantity:** 2

Accomplishment Narrative:

32 individuals were served this quarter; 30 duplicated clients and 2 new clients were served on 3 occasions, for a total of 91 client contacts.

Quarter: 3 **Accomplishment Quantity:** 1

Accomplishment Narrative:

32 individuals were served this quarter; 31 duplicated clients and 1 new clients were served on 3 occasions, for a total of 93 client contacts.

Quarter: 4 **Accomplishment Quantity:** 1

Accomplishment Narrative:

32 individuals were served this quarter; 31 duplicated clients and 1 new clients were served on 3 occasions, for a total of 93 client contacts.

2023-2024 CAPER CDBG Activity Listing

(Activities Included in Analysis)

Identification

Project No.: D96546-24 **Jurisdiction:** Signal Hill
Project Title: Senior Food Distribution
IDIS Number:
Operating Agency: City of Signal Hill
Subrecipient Type: Participating City
Contract Period: 7/1/2024 to 6/30/2025
Activity Code: 05A Senior Services
National Objective: LMC Low/Mod Limited Clientele
Objective: Suitable Living Environment **Outcome:** Availability/Accessibility

Project Summary

This continuing program provides groceries to residents who are 55 years of age and older. If needed, this program may provide additional public services including but not be limited to, dial-a-ride for those who need to get to a store or doctor, social/recreational activities, food vouchers and taxi coupons.

Accomplishments and Net Expenditures

Priority Need: CD - Senior Programs
Performance Indicator: People (General)
Quantitative Accomplishments: Goal: 35 This Year: 0 Cumulative: 0 Ratio: 0.0%
Net Expenditures: Budgeted: \$12,478.00 This Year: \$0.00 Cumulative: \$0.00 Ratio: 0.0%

Annual Narrative:

2023-2024 CAPER CDBG Activity Listing
(Activities Included in Analysis)

South El Monte

2023-2024 CAPER CDBG Activity Listing

(Activities Included in Analysis)

Identification

Project No.: 602610-23 **Jurisdiction:** South El Monte
Project Title: City Hall Restrooms Upgrade Project
IDIS Number: 12425
Operating Agency: City of South El Monte
Subrecipient Type: Participating City
Contract Period: 7/17/2023 to 6/30/2025
Activity Code: 03Z Public Facilities and Improvements
National Objective: LMA Low/Mod Area
Objective: Suitable Living Environment **Outcome:** Sustainability

Project Summary

This new project provides for the removal of architectural and material barriers at the restrooms at City Hall to improve accessibility and use by elderly seniors and disabled adults. The work will include but not limited to; widening of restroom entrance doors, widening of stalls, installation of ADA conforming sinks and associated construction work.

Accomplishments and Net Expenditures

Priority Need: CD - Public Facilities
Performance Indicator: Public Facilities
Quantitative Accomplishments: Goal: 1 This Year: 0 Cumulative: 0 Ratio: 0.0%
Net Expenditures: Budgeted: \$238,745.00 This Year: \$17,284.00 Cumulative: \$17,284.00 Ratio: 7.2%

Annual Narrative:

This year (FY23), the city took significant steps to improve infrastructure and public facilities. The city prepared and released a Request for Proposals (RFP) for Architectural Design Services for the South El Monte City Hall Restrooms Rehabilitation. After a thorough selection process, ONYX Design Engineers was chosen to provide these services. The city is currently in the process of finalizing the design, amenities, materials, and color palettes with the design team, ensuring a comprehensive and thoughtful approach to the rehabilitation project. Project is extended through June 30, 2025.

Quarter: 1 **Accomplishment Quantity:** 0

Accomplishment Narrative:

In this first quarter, the City was finishing the specifications for the project to be submitted to LACDA for approval. In the next quarter, upon approval from LACDA, the City will be go out to bid for to select a construction contractor to award contract and begin work.

Quarter: 2 **Accomplishment Quantity:** 0

Accomplishment Narrative:

During this second quarter, the City went out for RFP for Design again due to only receiving two responses. In the second RFP solicitations, the City again only received two responses. Due to a good faith efforts, the Public works department evaluated the two submission in order to select the design engineering firm. The City selected an engineering firm due to meeting all requirements. In the next quarter, the City will award the contract and have a kick-off meeting for this project.

Quarter: 3 **Accomplishment Quantity:** 0

Accomplishment Narrative:

In the third quarter, the City selected Onyx Engineering as the Architect for the City Hall Restroom Project. The City had several meetings to discuss and review the design options. The City was given three design options with pricing in order to make a design selection. Additionally, the Restrooms were tested for Asbestos. In the next quarter, the City should complete the design and be ready to go out to bid. Project will need a time-extension into new program year.

2023-2024 CAPER CDBG Activity Listing

(Activities Included in Analysis)

Quarter: 4 **Accomplishment Quantity:** 0

Accomplishment Narrative:

As of the fourth quarter, the city received testing results for asbestos and lead, ensuring all safety and environmental standards are met. The city met with the architectural firm ONYX to review preliminary cost estimates and concept design options. Additionally, City staff conducted a site visit with ONYX's Design Engineers to review the relocation of data wires and an electrical panel. They also discussed restroom design, amenities, materials, and color palettes with the design team.

2023-2024 CAPER CDBG Activity Listing

(Activities Included in Analysis)

Identification

Project No.: 602500-22 **Jurisdiction:** South El Monte
Project Title: Citywide Pavement Rehabilitation Project - Klingerman and Floradale
IDIS Number: 12209
Operating Agency: City of South El Monte
Subrecipient Type: Participating City
Contract Period: 7/12/2022 to 6/30/2025
Activity Code: 03K Street Improvements
National Objective: LMA Low/Mod Area
Objective: Suitable Living Environment **Outcome:** Sustainability

Project Summary

This new project provides residential street improvements for the streets between Klingerman (through Chico and Central) and Floradale (Thienes Ave end and Rush St end). The work includes but is not limited to asphalt concrete cold mill & overlay, localized reconstruction asphalt repairs, slurry seal, traffic striping and all related work.

Accomplishments and Net Expenditures

Priority Need: CD - Infrastructure
Performance Indicator: People (General)
Quantitative Accomplishments: Goal: 11,735 This Year: 0 Cumulative: 0 Ratio: 0.0%
Net Expenditures: Budgeted: \$294,464.00 This Year: \$0.00 Cumulative: \$0.00 Ratio: 0.0%

Annual Narrative:

In this fiscal year (FY23), the city focused on improving roadways through significant street rehabilitation initiatives. The first step was to fill the Public Works Director and Senior Public Works Analyst vacancies and develop a citywide pavement management program. To achieve this, the city hired Bucknam Infrastructure Group, Inc. to update the City's Pavement Management Program. The information contained in the consultant's report was used to develop a comprehensive citywide pavement infrastructure management program, ensuring roadways are safe and well-maintained. The city was able to move forward in the bidding process in this year and anticipates completing this project in current year.

Quarter: 1 **Accomplishment Quantity:** 0

Accomplishment Narrative:

The Citywide Pavement Rehabilitation Project – Klingerman and Floradale was included as part of the 5 year Rehab Program to be considered as part of future phases. During the first quarter, the City just completed Phase I for FY 22/23 Pavement Rehab project and will be moving to coordinate the next phase in the next quarter.

Quarter: 2 **Accomplishment Quantity:** 0

Accomplishment Narrative:

In this second quarter, Phase I of the Citywide Pavement Project was finalized and the City moved into the planning stage for Phase II which is part of the CDBG funding. The City's Pavement Management System (PMS) is in the final stages of completion. The City will utilize this report to be able to identify additional streets that are in need of repair. In the next quarter the City should be moving into the bid documents prep/approval and bid opening stage. Contract award and construction to follow in the next quarter.

Quarter: 3 **Accomplishment Quantity:** 0

Accomplishment Narrative:

As of the third quarter, the City updated the specification and contracts for federal prevailing wage requirements. The contract needed to be reviewed and approved by the City Attorney. The City is still under the design phase and will complete the

2023-2024 CAPER CDBG Activity Listing

(Activities Included in Analysis)

specification upon the completion of the Environmental Review. Once the core samples are submitted to our City, the specification will be submitted to LACDA. The City anticipates going out to bid in the fourth quarter. Project will need a time-extension into new program year.

Quarter: 4 **Accomplishment Quantity:** 0

Accomplishment Narrative:

As of the fourth quarter, the city hired Bucknam Infrastructure Group, Inc. to update the City's Pavement Management Program. The information contained in the consultant's report will be used to develop a plan to improve the City's pavement network. Additionally, City staff prepared a bid package for the Pavement Rehabilitation Project to include asphalt concrete reconstruction/rehabilitation of existing streets, pedestrian accessibility improvements including concrete sidewalk, curb ramps, curb and gutter repairs, and restoration of pavement markings and striping. The City submit its bid package to LACDA anticipate the legal advertise in the next month.

2023-2024 CAPER CDBG Activity Listing

(Activities Included in Analysis)

Identification

Project No.: 602067-23 **Jurisdiction:** South El Monte
Project Title: Code Enforcement Program
IDIS Number: 12402
Operating Agency: City of South El Monte
Subrecipient Type: Participating City
Contract Period: 7/1/2023 to 6/30/2024 **Quarter Completed:** 4
Activity Code: 15 Code Enforcement
National Objective: LMA Low/Mod Area
Objective: Suitable Living Environment **Outcome:** Sustainability

Project Summary

This continuing code enforcement program aids in arresting the decline of primarily residential, low-and moderate-income areas in census tracts that have been assessed with deteriorating or deteriorated conditions in the City of South El Monte.

Accomplishments and Net Expenditures

Priority Need: Housing
Performance Indicator: People (General)
Quantitative Accomplishments: Goal: 35,515 This Year: 35,515 Cumulative: 35,515 Ratio: 100.0%
Net Expenditures: Budgeted: \$100,000.00 This Year: \$99,997.00 Cumulative: \$99,997.00 Ratio: 100.0%

Annual Narrative:

The City has actively addressed various code violations & community issues through its Code Enforcement program. Common violations include accumulation of junk, trash, debris, inoperable/abandoned vehicles, overgrown vegetation, garage conversions, and unsafe/illegal additions. The city hired additional staff to bolster daily operations. This indicates a proactive approach to enhancing enforcement capabilities. There is notable increase in requests for service related to health and safety concerns & an increase in gang-related graffiti & illegal dumping. Challenges such as homelessness, trash accumulation, & graffiti are noted as seasonal variations & external influences like weather conditions & socio-economic factors.

Quarter: 1 **Accomplishment Quantity:** 35,515

Accomplishment Narrative:

During this Quarter, the majority of the Code violations were written notices. The following conditions were addressed: 2 Trash/Debris, 26 Overgrown Vegetation, 9 Unpermitted Structures. Majority of violators complied and the City is working to resolve those with outstanding issues.

Quarter: 2 **Accomplishment Quantity:** 0

Accomplishment Narrative:

During this second quarter the City hired a new Code Enforcement Officer and Administrative Clerk to assist in the daily Code Enforcement operations.

The main code violations in this quarter dealt with 9 trash/debris and overgrown vegetation citations. The increase in homeless citywide is the main reason for increase in trash and debris. With the new Code Enforcement Team, the city is working to resolve outstanding issues to faster open and close the cases.

Quarter: 3 **Accomplishment Quantity:** 0

Accomplishment Narrative:

During the third quarter, the Code Enforcement Department reported 130 activities. The main code violations in this quarter dealt with property maintenance and homelessness. The increase in property maintenance violations were due to excessive

2023-2024 CAPER CDBG Activity Listing

(Activities Included in Analysis)

rainfall during this 3-month period, as well as a large influx of homeless individuals in the City of South El Monte. The Code Enforcement Division has had to respond to an increased number of requests for service by the public for encampments, trash and debris, and other health and safety issues. The Code Enforcement Officers have also been very active utilizing L.A.C.A.D.A to offer resources and assistance to the Homeless.

Quarter: 4 **Accomplishment Quantity:** 0

Accomplishment Narrative:

In the last quarter, encompassing April, May, and June of 2024, there were roughly 300 cases reported. Like the previous quarters, the primary concerns addressed by the Code Enforcement Division were property maintenance, and homelessness, with an increase in gang-related graffiti. The city continues to experience significant trash and debris accumulation, attributed to a rise in illegal dumping. However, with support and resources offered by L.A.C.A.D.A, there has been a marginal reduction in the homeless population within the jurisdiction of South El Monte.

2023-2024 CAPER CDBG Activity Listing

(Activities Included in Analysis)

Identification

Project No.: 602067-24 **Jurisdiction:** South El Monte
Project Title: Code Enforcement Program
IDIS Number:
Operating Agency: City of South El Monte
Subrecipient Type: Participating City
Contract Period: 7/1/2024 to 6/30/2025
Activity Code: 15 Code Enforcement
National Objective: LMA Low/Mod Area
Objective: Suitable Living Environment **Outcome:** Sustainability

Project Summary

This continuing code enforcement program aids in arresting the decline of primarily residential, low-and moderate-income areas in census tracts that have been assessed with deteriorating or deteriorated conditions in the City of South El Monte.

Accomplishments and Net Expenditures

Priority Need: Housing
Performance Indicator: People (General)
Quantitative Accomplishments: Goal: 35,515 This Year: 0 Cumulative: 0 Ratio: 0.0%
Net Expenditures: Budgeted: \$100,000.00 This Year: \$0.00 Cumulative: \$0.00 Ratio: 0.0%

Annual Narrative:

2023-2024 CAPER CDBG Activity Listing

(Activities Included in Analysis)

Identification

Project No.: 602691-24 **Jurisdiction:** South El Monte
Project Title: South El Monte Aquatics Center Pools Replastering Project
IDIS Number: 12537
Operating Agency: City of South El Monte
Subrecipient Type: Participating City
Contract Period: 7/1/2024 to 6/30/2025
Activity Code: 03F Parks, Recreational Facilities
National Objective: LMA Low/Mod Area
Objective: Suitable Living Environment **Outcome:** Sustainability

Project Summary

The new project provides for the removal and replacement of pool plaster and associated work for the pools at South El Monte Aquatics Center in the City of South El Monte.

Accomplishments and Net Expenditures

Priority Need: CD - Public Facilities
Performance Indicator: Public Facilities
Quantitative Accomplishments: Goal: 1 This Year: 0 Cumulative: 0 Ratio: 0.0%
Net Expenditures: Budgeted: \$271,167.00 This Year: \$0.00 Cumulative: \$0.00 Ratio: 0.0%

Annual Narrative:

2023-2024 CAPER CDBG Activity Listing
(Activities Included in Analysis)

South Pasadena

2023-2024 CAPER CDBG Activity Listing

(Activities Included in Analysis)

Identification

Project No.: 602651-23 **Jurisdiction:** South Pasadena
Project Title: Senior Meal Program
IDIS Number: 12468
Operating Agency: City of South Pasadena
Subrecipient Type: Participating City
Contract Period: 10/12/2023 to 6/30/2024 **Quarter Completed:** 4
Activity Code: 05A Senior Services
National Objective: LMC Low/Mod Limited Clientele
Objective: Suitable Living Environment **Outcome:** Availability/Accessibility

Project Summary

For this program, seniors (ages 65+) will receive a reduced meal (\$3.00 for onsite; \$3.50 for home delivery) daily, Monday through Friday and weekends as needed. The Senior Nutrition Program will support 275 seniors with approximately 13,800 meals in FY 2023-24.

Accomplishments and Net Expenditures

Priority Need: CD - Senior Programs
Performance Indicator: People (General)
Quantitative Accomplishments: Goal: 275 This Year: 224 Cumulative: 224 Ratio: 81.5%
Net Expenditures: Budgeted: \$19,599.00 This Year: \$18,672.00 Cumulative: \$18,672.00 Ratio: 95.3%

Annual Narrative:

The Program distributed a total of 8,805 meals averaging 734 meals a month for Fiscal Year 2023-2024. This year, the Senior Services Division onboarded a new caterer to provide on-site, and frozen home delivered meals. The on-site congregate meal program experienced a slight increase in participation, while participation in the home delivery program remained stable throughout the year.

Direct Benefit (Race/Ethnicity):

<u>Race/Ethnicity</u>	<u>Numbers Assisted</u>
American Indian/Alaskan Native & Black/African American - Hispanic	4
American Indian/Alaskan Native & White - Non-Hispanic	1
Asian - Hispanic	2
Asian - Non-Hispanic	35
Asian and White - Non-Hispanic	2
Black/African American & White - Hispanic	2
Black/African American & White - Non-Hispanic	1
Black/African American - Hispanic	1
Black/African American - Non-Hispanic	1
Native Hawaiian/Other Pacific Islander - Hispanic	1
Other Race - Hispanic	14
Other Race - Non-Hispanic	113
White - Hispanic	13
White - Non-Hispanic	34
Total	224

Direct Benefit (Income):

<u>Income Level</u>	<u>Numbers Assisted</u>
---------------------	-------------------------

2023-2024 CAPER CDBG Activity Listing

(Activities Included in Analysis)

Moderate

224

Total

224

Quarter: 1 **Accomplishment Quantity:** 0

Accomplishment Narrative:

No Quarterly Narrative required. Contract executed during Quarter 2.

Quarter: 2 **Accomplishment Quantity:** 175

Accomplishment Narrative:

In Quarter 2, the program onboarded a new caterer for Fiscal Year 2023-2024 after submitting a Request for Proposals (RFP) in Quarter 4 of last fiscal year. Participants have expressed overall satisfaction with the new vendor. The program has experienced an increase in participation with a total of 2,316 total meals distributed through the on-site meal program and home delivery program. The program offered a variety of special events including a luncheon for Halloween, Veterans Day, Thanksgiving, and a special holiday luncheon.

Quarter: 3 **Accomplishment Quantity:** 0

Accomplishment Narrative:

During Quarter 3, the program distributed a total of 2,151 meals through the on-site meal program and home delivery program. The program saw a significant increase in participation in March with a total of 827 meals distributed. The program offered a variety of special events including luncheons for the New Year, Lunar New Year, Valentine's Day, and Easter. In total, 44 new participants joined the program during Quarter 3. The accomplishments for Quarter 3 will be reflected in Quarter 4. Data was entered into the public service panel after it closed.

Quarter: 4 **Accomplishment Quantity:** 49

Accomplishment Narrative:

During Quarter 4, the program distributed a total of 2,200 meals through the on-site meal program and home delivery program. The program saw a slight increase in participation compared to last quarter. The highest number of meals served was during May with a total of 801 meals distributed. The program offered a variety of special events including luncheons for Mother's Day and Father's Day. The accomplishments were not recorded for Quarter 4 as staff did not input them into the public services panel before it closed. In total, there were 36 new participants.

2023-2024 CAPER CDBG Activity Listing

(Activities Included in Analysis)

Identification

Project No.: 602711-24 **Jurisdiction:** South Pasadena
Project Title: Senior Meal Program
IDIS Number: 12623
Operating Agency: City of South Pasadena
Subrecipient Type: Participating City
Contract Period: 7/1/2024 to 6/30/2025
Activity Code: 05A Senior Services
National Objective: LMC Low/Mod Limited Clientele
Objective: Suitable Living Environment **Outcome:** Availability/Accessibility

Project Summary

For this program, seniors (ages 65+) will receive a reduced meal (\$3.00 for onsite; \$3.50 for home delivery) daily, Monday through Friday and weekends as needed. The Senior Nutrition Program will support 275 seniors with approximately 13,800 meals in FY 2024-25.

Accomplishments and Net Expenditures

Priority Need: CD - Senior Programs
Performance Indicator: People (General)
Quantitative Accomplishments: Goal: 275 This Year: 0 Cumulative: 0 Ratio: 0.0%
Net Expenditures: Budgeted: \$19,020.00 This Year: \$0.00 Cumulative: \$0.00 Ratio: 0.0%

Annual Narrative:

2023-2024 CAPER CDBG Activity Listing

(Activities Included in Analysis)

Identification

Project No.: 602649-23 **Jurisdiction:** South Pasadena
Project Title: Sidewalk Replacements & ADA Ramp Upgrades Project
IDIS Number: 12473
Operating Agency: City of South Pasadena
Subrecipient Type: Participating City
Contract Period: 10/23/2023 to 6/30/2025
Activity Code: 03L Sidewalks
National Objective: LMC Low/Mod Limited Clientele
Objective: Suitable Living Environment **Outcome:** Availability/Accessibility

Project Summary

Replace existing non-compliant ADA ramps with new and retrofit existing ADA compliant ramps with the installation of truncated domes. Remove and replace uplifted sidewalks creating a safe path for pedestrians. Removal will provide unobstructed paths of travel for elderly and disabled adults.

Accomplishments and Net Expenditures

Priority Need: Special Needs/Non-Homeless
Performance Indicator: People (General)
Quantitative Accomplishments: Goal: 1,720 This Year: 0 Cumulative: 0 Ratio: 0.0%
Net Expenditures: Budgeted: \$564,663.00 This Year: \$0.00 Cumulative: \$0.00 Ratio: 0.0%

Annual Narrative:

Our engineering consultant has prepared 90% plans, and our other consultant has prepared the specifications, which include federal requirements, which we are reviewing. The remaining work involves, final review of the plans, ensuring funding will be sufficient for the proposed work and we will be ready for advertisement.

Quarter: 2 **Accomplishment Quantity:** 0

Accomplishment Narrative:

The City has been working to assemble a bid package to advertise the construction of the new ADA ramps at the selected locations. The document release is pending specialized information related to unique ramp configurations at several locations, and required labor compliance requirements. One challenge has been that the lead engineer responsible for City sidewalk improvements, including the CDBG program implementation, left the City unexpectedly in October 2023 – causing a slight delay in project progress and issuing the bid package. We’re addressing this by expediting our recruiting efforts, and as a result, a new engineering staff member will be joining the team in January 2024.

Quarter: 3 **Accomplishment Quantity:** 0

Accomplishment Narrative:

We are currently in the design phase and working with our on-call engineering consultant, Kabarra, to complete the process. We anticipate advertising the project for construction in middle to late-May 2024 and start construction in the middle of July 2024.

Quarter: 4 **Accomplishment Quantity:** 0

Accomplishment Narrative:

The design is 90% complete, and advertising of the project is scheduled to be released within the next month.

2023-2024 CAPER CDBG Activity Listing
(Activities Included in Analysis)

Temple City

2023-2024 CAPER CDBG Activity Listing

(Activities Included in Analysis)

Identification

Project No.: 600604-23 **Jurisdiction:** Temple City
Project Title: Asbestos and Lead-Based Paint Testing and Abatement Program
IDIS Number: 12399
Operating Agency: City of Temple City
Subrecipient Type: Participating City
Contract Period: 7/1/2023 to 6/30/2024 **Quarter Completed:** 4
Activity Code: 14A Rehabilitation: Single-Unit Residential
National Objective: LMH Low/Mod Housing
Objective: Decent Housing **Outcome:** Affordability

Project Summary

This continuing project is implemented in conjunction with the Housing Rehabilitation Program and provides grants to qualified low- and moderate-income households of Temple City for the purpose of asbestos and/or lead-based paint testing and abatement.

Accomplishments and Net Expenditures

Priority Need: Housing
Performance Indicator: Housing Units
Quantitative Accomplishments: Goal: 8 This Year: 4 Cumulative: 4 Ratio: 50.0%
Net Expenditures: Budgeted: \$47,874.00 This Year: \$22,819.00 Cumulative: \$22,819.00 Ratio: 47.7%

Annual Narrative:

The City assisted 4 households this year with asbestos and/or lead abatement grants. The improvements were in conjunction with housing rehabilitation projects.

Direct Benefit (Race/Ethnicity):

<u>Race/Ethnicity</u>	<u>Owners</u>	<u>Renters</u>
American Indian/Alaskan Native & Black/African American - Hispanic	1	0
Asian - Non-Hispanic	2	0
White - Hispanic	1	0
Total	4	0

Direct Benefit (Income):

<u>Income Level</u>	<u>Owners</u>	<u>Renters</u>
Low	4	0
Total	4	0

Housing Detail:

<u>Street Address</u>	<u>City</u>	<u>State</u>	<u>Zip</u>	<u>Rent/Own</u>	<u>Income Level</u>	<u>Expenditures</u>
9922 Nadine	Temple City	CA	91780	Owners	Low	\$1,250
5434 Welland Ave	Temple City	CA	91780	Owners	Low	\$3,500
6022 Ivar	Temple City	CA	91780	Owners	Low	\$5,500
5216 Willmonte	Temple City	CA	91780	Owners	Low	\$5,000

Total Number of Housing Units Assisted : 4

Housing Data:

<u>Category</u>	<u>Homeowners</u>	<u>Renters</u>
-----------------	-------------------	----------------

2023-2024 CAPER CDBG Activity Listing

(Activities Included in Analysis)

3) Total units occupied by elderly (62 years or older): 3 0

Lead Paint Detail:

Number of housing units constructed before 1978	0	
Exempt: Housing construction 1978 or later	0	
Exempt: No paint disturbed	4	
Otherwise exempt	0	

Lead Hazard Remediation Actions:

Lead Safe Work Practices (Hard costs <= \$5,000)	0	
Interim Controls or Standard Practices (Hard costs \$5,000 - \$25,000)	0	
Abatement (Hard costs > \$25,000)	0	

Grants/Loans:

Quarter	Grants	Loans
4	4	0
Total	4	0

Quarter: 1 **Accomplishment Quantity:** 0

Accomplishment Narrative:

The City has not assisted anyone this quarter. The City's housing consultant contacted 12 property owners on the waiting list, and 6 were denied for various reasons and 2 withdrew. There was 1 property that received testing. 1 project will begin rehabilitation work soon and 1 other project is obtaining bids. The City anticipates 1 project completed in the 2nd quarter.

Quarter: 2 **Accomplishment Quantity:** 0

Accomplishment Narrative:

The City performed testing for 1 property that is currently having rehabilitation work performed on it. At least 1 accomplishment will be reported next quarter.

Quarter: 3 **Accomplishment Quantity:** 0

Accomplishment Narrative:

No projects were completed this quarter. 1 project will be completed soon and reported next quarter.

Quarter: 4 **Accomplishment Quantity:** 4 **Female-Headed Households:** 2

Accomplishment Narrative:

The City assisted 4 households this quarter with asbestos and/or lead abatement grants. The improvements were in conjunction with housing rehabilitation projects.

2023-2024 CAPER CDBG Activity Listing

(Activities Included in Analysis)

Identification

Project No.: 600604-24 **Jurisdiction:** Temple City
Project Title: Asbestos and Lead-Based Paint Testing and Abatement Program
IDIS Number:
Operating Agency: City of Temple City
Subrecipient Type: Participating City
Contract Period: 7/1/2024 to 6/30/2025
Activity Code: 14A Rehabilitation: Single-Unit Residential
National Objective: LMH Low/Mod Housing
Objective: Decent Housing **Outcome:** Affordability

Project Summary

This continuing project is implemented in conjunction with the Housing Rehabilitation Program and provides grants to qualified low- and moderate-income households of Temple City for the purpose of asbestos and/or lead-based paint testing and abatement.

Accomplishments and Net Expenditures

Priority Need: Housing
Performance Indicator: Housing Units
Quantitative Accomplishments: Goal: 8 This Year: 0 Cumulative: 0 Ratio: 0.0%
Net Expenditures: Budgeted: \$30,000.00 This Year: \$0.00 Cumulative: \$0.00 Ratio: 0.0%

Annual Narrative:

2023-2024 CAPER CDBG Activity Listing

(Activities Included in Analysis)

Identification

Project No.: D96756-23 **Jurisdiction:** Temple City
Project Title: Housing Rehabilitation Program
IDIS Number: 12407
Operating Agency: City of Temple City
Subrecipient Type: Participating City
Contract Period: 7/1/2023 to 6/30/2024 **Quarter Completed:** 4
Activity Code: 14A Rehabilitation: Single-Unit Residential
National Objective: LMH Low/Mod Housing
Objective: Decent Housing **Outcome:** Affordability

Project Summary

This continuing program provides deferred loans and grants for home improvements and/or the correction of CDBG-eligible building and zoning code violations to eligible income qualified single-family households in Temple City.

Accomplishments and Net Expenditures

Priority Need: Housing
Performance Indicator: Housing Units
Quantitative Accomplishments: Goal: 8 This Year: 6 Cumulative: 6 Ratio: 75.0%
Net Expenditures: Budgeted: \$268,290.00 This Year: \$262,300.00 Cumulative: \$262,300.00 Ratio: 97.8%

Annual Narrative:

The City assisted 5 households. 4 households received the full loan and grant amount, and 1 household received a partial loan and grant.

There is an additional project showing as an accomplishment, but it was carried over from the previous FY. The owner withdrew the project in the middle of the improvements.

Direct Benefit (Race/Ethnicity):

<u>Race/Ethnicity</u>	<u>Owners</u>	<u>Renters</u>
American Indian/Alaskan Native & Black/African American - Hispanic	1	0
Asian - Non-Hispanic	3	0
Asian and White - Non-Hispanic	1	0
White - Hispanic	1	0
Total	6	0

Direct Benefit (Income):

<u>Income Level</u>	<u>Owners</u>	<u>Renters</u>
Extremely Low	1	0
Low	5	0
Total	6	0

Housing Detail:

<u>Street Address</u>	<u>City</u>	<u>State</u>	<u>Zip</u>	<u>Rent/Own</u>	<u>Income Level</u>	<u>Expenditures</u>
5653 Sultana A	Temple City	CA	91780	Owners	Low	\$23,000
10808 Grand Ave	Temple City	CA	91780	Owners	Extremely Low	\$26,429
9922 Nadine St	Temple City	CA	91780	Owners	Low	\$51,800

2023-2024 CAPER CDBG Activity Listing

(Activities Included in Analysis)

5434 Welland Ave	Temple City	CA	91780	Owners	Low	\$45,000
6022 Ivar Ave	Temple City	CA	91780	Owners	Low	\$45,000
5216 Willmonte	Temple City	CA	91780	Owners	Low	\$45,000

Total Number of Housing Units Assisted : 6

Housing Data:

<u>Category</u>	<u>Homeowners</u>	<u>Renters</u>
3) Total units occupied by elderly (62 years or older):	5	0

Lead Paint Detail:

Number of housing units constructed before 1978	0
Exempt: Housing construction 1978 or later	1
Exempt: No paint disturbed	5
Otherwise exempt	0

Lead Hazard Remediation Actions:

Lead Safe Work Practices (Hard costs <= \$5,000)	0
Interim Controls or Standard Practices (Hard costs \$5,000 - \$25,000)	0
Abatement (Hard costs > \$25,000)	0

Grants/Loans:

<u>Quarter</u>	<u>Grants</u>	<u>Loans</u>
2	1	1
4	5	4
Total	6	5

Quarter: 1 **Accomplishment Quantity:** 0

Accomplishment Narrative:

The City has not assisted anyone this quarter. The City's housing consultant contacted 12 property owners on the waiting list, and 6 were denied for various reasons and 2 withdrew. There will be 1 project starting rehabilitation work soon and 1 other project is obtaining bids. The City anticipates 1 project completed in the 2nd quarter.

Quarter: 2 **Accomplishment Quantity:** 1

Accomplishment Narrative:

The City had 1 rehabilitation project completed this quarter for a low-income household. The City has 1 other project that will begin soon and is expected to be accomplished by next quarter.

Quarter: 3 **Accomplishment Quantity:** 0

Accomplishment Narrative:

The City does not have any accomplishments this quarter. 1 project was expected to be completed this quarter but was delayed due to the weather. 2 new projects are starting soon and all 3 are expected to be completed and reported by the next quarter.

Quarter: 4 **Accomplishment Quantity:** 5 **Female-Headed Households:** 3

Accomplishment Narrative:

There were 4 housing rehabilitation projects completed this quarter.

1 project carried over from the previous FY that the property owner withdrew in the middle of the improvements. It was still showing in the rehab panel and our consultant submitted it to remove it from the system.

2023-2024 CAPER CDBG Activity Listing

(Activities Included in Analysis)

Identification

Project No.: D96756-24 **Jurisdiction:** Temple City
Project Title: Housing Rehabilitation Program
IDIS Number:
Operating Agency: City of Temple City
Subrecipient Type: Participating City
Contract Period: 7/1/2024 to 6/30/2025
Activity Code: 14A Rehabilitation: Single-Unit Residential
National Objective: LMH Low/Mod Housing
Objective: Decent Housing **Outcome:** Affordability

Project Summary

This continuing program provides deferred loans and grants for home improvements and/or the correction of CDBG-eligible building and zoning code violations to eligible income qualified single-family households in Temple City.

Accomplishments and Net Expenditures

Priority Need: Housing
Performance Indicator: Housing Units
Quantitative Accomplishments: Goal: 8 This Year: 0 Cumulative: 0 Ratio: 0.0%
Net Expenditures: Budgeted: \$250,000.00 This Year: \$0.00 Cumulative: \$0.00 Ratio: 0.0%

Annual Narrative:

2023-2024 CAPER CDBG Activity Listing

(Activities Included in Analysis)

Identification

Project No.: D97755-23 **Jurisdiction:** Temple City
Project Title: Youth Scholarship Program
IDIS Number: 12409
Operating Agency: City of Temple City
Subrecipient Type: Participating City
Contract Period: 7/1/2023 to 6/30/2024 **Quarter Completed:** 4
Activity Code: 05D Youth Services
National Objective: LMC Low/Mod Limited Clientele
Objective: Suitable Living Environment **Outcome:** Availability/Accessibility

Project Summary

This continuing project provides scholarships to children ages 17 years old and younger in below moderate-income families allowing them to participate in various recreation classes/activities offered by the City's Parks and Recreation Department.

Accomplishments and Net Expenditures

Priority Need: CD - Youth Programs
Performance Indicator: People (General)
Quantitative Accomplishments: Goal: 75 This Year: 8 Cumulative: 8 Ratio: 10.7%
Net Expenditures: Budgeted: \$40,371.00 This Year: \$6,443.00 Cumulative: \$6,443.00 Ratio: 16.0%

Annual Narrative:

A total of \$6,259 of scholarships were issued for the year. At least 8 youths were assisted this year.

Direct Benefit (Race/Ethnicity):

<u>Race/Ethnicity</u>	<u>Numbers Assisted</u>
Asian - Non-Hispanic	1
Other Race - Hispanic	2
White - Hispanic	4
White - Non-Hispanic	1
Total	8

Direct Benefit (Income):

<u>Income Level</u>	<u>Numbers Assisted</u>
Extremely Low	1
Low	7
Total	8

Quarter: 1 **Accomplishment Quantity:** 1

Accomplishment Narrative:

There were some youths assisted this quarter, but there were some adjusts that needed to be made so they were not submitted in the Public Service Module. The assisted clients will be reported in the 2nd quarter.

Quarter: 2 **Accomplishment Quantity:** 7

Accomplishment Narrative:

There were 8 youths assisted this quarter. 6 families qualified as being in a low-income household and 1 family qualified as an extremely-low-income household.

2023-2024 CAPER CDBG Activity Listing

(Activities Included in Analysis)

Quarter: 3 **Accomplishment Quantity:** 0

Accomplishment Narrative:

There are no new accomplishments this quarter. City staff is meeting with the City Council to discuss how to move forward with this program since it has been underperforming.

Quarter: 4 **Accomplishment Quantity:** 0

Accomplishment Narrative:

There were some youth scholarships issued, but program staff did not submit those in the system.

2023-2024 CAPER CDBG Activity Listing

(Activities Included in Analysis)

Identification

Project No.: D97755-24 **Jurisdiction:** Temple City
Project Title: Youth Scholarship Program
IDIS Number:
Operating Agency: City of Temple City
Subrecipient Type: Participating City
Contract Period: 7/1/2024 to 6/30/2025
Activity Code: 05D Youth Services
National Objective: LMC Low/Mod Limited Clientele
Objective: Suitable Living Environment **Outcome:** Availability/Accessibility

Project Summary

This continuing project provides scholarships to children ages 17 years old and younger in below moderate-income families allowing them to participate in various recreation classes/activities offered by the City's Parks and Recreation Department.

Accomplishments and Net Expenditures

Priority Need: CD - Youth Programs
Performance Indicator: People (General)
Quantitative Accomplishments: Goal: 75 This Year: 0 Cumulative: 0 Ratio: 0.0%
Net Expenditures: Budgeted: \$25,518.00 This Year: \$0.00 Cumulative: \$0.00 Ratio: 0.0%

Annual Narrative:

2023-2024 CAPER CDBG Activity Listing
(Activities Included in Analysis)

Torrance

2023-2024 CAPER CDBG Activity Listing

(Activities Included in Analysis)

Identification

Project No.: 602480-22 **Jurisdiction:** Torrance
Project Title: Sidewalk Repair for Disabled Accessibility FY22-23
IDIS Number: 12211
Operating Agency: City of Torrance
Subrecipient Type: Participating City
Contract Period: 7/18/2022 to 6/30/2024 **Quarter Completed:** 3
Activity Code: 03L Sidewalks
National Objective: LMC Low/Mod Limited Clientele
Objective: Suitable Living Environment **Outcome:** Availability/Accessibility

Project Summary

This new project creates clear paths of travel for elderly and severely disabled adult pedestrians by removing architectural and material barriers through repair or replacement of damaged and uplifted sidewalks within Census Tract 6501.01 in the City of Torrance. The work area is bounded by Western Ave., 182nd St., Van Ness Ave., and Artesia Blvd.

The scope of work also includes root pruning the offending roots or removing the entire tree should the repair of the adjacent sidewalk cause the tree to become unstable.

Accomplishments and Net Expenditures

Priority Need: Special Needs/Non-Homeless

Performance Indicator: People (General)

Quantitative Accomplishments: Goal: 12,676 This Year: 12,676 Cumulative: 12,676 Ratio: 100.0%

Net Expenditures: Budgeted: \$772,778.00 This Year: \$75,346.00 Cumulative: \$772,778.00 Ratio: 100.0%

Annual Narrative:

Project completed. Construction completed summer 2023. Retention was paid to Construction contractor in March 2023 and therefore City submitted the final monthly funding request for both this retention and the retention withheld by the LACDA. Project close out complete.

Quarter: 1 **Accomplishment Quantity:** 0

Accomplishment Narrative:

For the first quarter summary, the contractor completed tree removals resumed after active bird nests were vacated. Concrete work was completed and the contractor planted 83 replacement trees in the parkways. Construction was completed in July 2023. Staff is working on project close-out and Labor Compliance File Review.

Quarter: 2 **Accomplishment Quantity:** 12,676

Accomplishment Narrative:

For the second quarter, the project close-out was completed and labor compliance file review with LACDA was completed. Final funding request to be submitted next quarter (Q3) and as well as close-out reporting.

Quarter: 3 **Accomplishment Quantity:** 0

Accomplishment Narrative:

Project completed. City submitted for final funding request including retention released to construction contractor and retention withheld by LACDA.

2023-2024 CAPER CDBG Activity Listing

(Activities Included in Analysis)

Identification

Project No.: 602602-23 **Jurisdiction:** Torrance
Project Title: Sidewalk Repair for Disabled Accessibility FY23-24
IDIS Number: 12428
Operating Agency: City of Torrance
Subrecipient Type: Participating City
Contract Period: 7/25/2023 to 6/30/2024 **Quarter Completed:** 4
Activity Code: 03L Sidewalks
National Objective: LMC Low/Mod Limited Clientele
Objective: Suitable Living Environment **Outcome:** Availability/Accessibility

Project Summary

This new project creates clear paths of travel for elderly and severely disabled adult pedestrians by removing architectural and material barriers through repair or replacement of damaged and uplifted sidewalks within Census Tract 6511.02 in the City of Torrance. The work area is bounded by Madrona Ave./Hawthorne Blvd./Sepulveda Blvd./230th St.

The scope of work also includes root pruning the offending roots or removing the entire tree should the repair of the adjacent sidewalk cause the tree to become unstable.

Accomplishments and Net Expenditures

Priority Need: Special Needs/Non-Homeless
Performance Indicator: People (General)
Quantitative Accomplishments: Goal: 14,306 This Year: 14,306 Cumulative: 14,306 Ratio: 100.0%
Net Expenditures: Budgeted: \$830,305.00 This Year: \$830,305.00 Cumulative: \$830,305.00 Ratio: 100.0%

Annual Narrative:

For the program year, CDBG funded construction is substantially completed and any work left is to be completed with other funding. Repair or replacement of damaged and uplifted sidewalks for areas bounded by Madrona Ave./Hawthorne Blvd./Sepulveda Blvd./230th Street, were completed. Section 3 project goals were met per the project description within the designated project area. Staff is working on project close-out and Labor Compliance File Review.

Quarter: 1 **Accomplishment Quantity:** 0

Accomplishment Narrative:

During the first quarter, the project was advertised for bids. A pre-bid meeting to discuss Section 3 requirements will be held on Thursday, October 26, 2023. The bid opening will be on Wednesday, November 8, 2023. Contract Award to follow in the second quarter.

Quarter: 2 **Accomplishment Quantity:** 0

Accomplishment Narrative:

During the second quarter, the project design was completed and the project was subsequently advertised for construction bids. Contract award and construction start, are expected in the third quarter.

Quarter: 3 **Accomplishment Quantity:** 0

Accomplishment Narrative:

During the third quarter, construction commenced and is anticipated to be completed in the next quarter.

Quarter: 4 **Accomplishment Quantity:** 14,306

Accomplishment Narrative:

2023-2024 CAPER CDBG Activity Listing

(Activities Included in Analysis)

As of the fourth quarter, CDBG funded construction is substantially completed and any work left is to be completed with other funding. Staff is working on project close-out and Labor Compliance File Review to submit to LACDA at end of June or early July. City will send in its Final Funding Request once the File Review has been completed and clearance letter issued during the administrative close out period between July and August.

2023-2024 CAPER CDBG Activity Listing
(Activities Included in Analysis)

Walnut

2023-2024 CAPER CDBG Activity Listing

(Activities Included in Analysis)

Identification

Project No.: 600804-23 **Jurisdiction:** Walnut
Project Title: Senior Citizen Activities
IDIS Number: 12433
Operating Agency: City of Walnut
Subrecipient Type: Participating City
Contract Period: 7/31/2023 to 6/30/2024 **Quarter Completed:** 4
Activity Code: 05A Senior Services
National Objective: LMC Low/Mod Limited Clientele
Objective: Suitable Living Environment **Outcome:** Availability/Accessibility

Project Summary

This continuing project provides elderly persons (age 55 and older) with bus transportation to various city sponsored events and excursions throughout the year. It also offers a support group for grieving elderly persons coping with loss through sessions that offer discussion, processing exercises, and guest speakers at the City of Walnut Senior Center, as well as, provides for essential grocery delivery for senior residents that are practicing social-distancing or limiting exposure to the public.

Accomplishments and Net Expenditures

Priority Need: CD - Senior Programs
Performance Indicator: People (General)
Quantitative Accomplishments: Goal: 150 This Year: 337 Cumulative: 337 Ratio: 224.7%
Net Expenditures: Budgeted: \$25,745.00 This Year: \$23,119.00 Cumulative: \$23,119.00 Ratio: 89.8%

Annual Narrative:

For the 2023/2024 Fiscal Year a total of 337 clients were served. Of those 337 clients 5 clients participated in the GROW group with the remaining 332 clients serviced by the Senior Transportation program.

FY 2023/2024 was a year of growth serving 337 clients this year. Coming back from the pandemic allowed our seniors to feel safe coming back to programing with ease. This year we only had to cancel one excursion and many if not most of excursions had full attendance like they have in prior years. Our staff were able to overcome a lot of our new participants not filling out our form correctly or forgetting information with follow-up phone calls and asking participants to come in and complete the form. Staff were also not able to get into the system to report for a few weeks because our senior citizen activities did not allow us to enter our information. Once the issue was resolved we were able to enter as normal.

Direct Benefit (Race/Ethnicity):

<u>Race/Ethnicity</u>	<u>Numbers Assisted</u>
American Indian/Alaskan Native & Black/African American - Hispanic	1
American Indian/Alaskan Native & White - Non-Hispanic	1
American Indian/Alaskan Native - Hispanic	2
American Indian/Alaskan Native - Non-Hispanic	2
Asian - Hispanic	7
Asian - Non-Hispanic	150
Asian and White - Non-Hispanic	5
Black/African American & White - Non-Hispanic	3
Black/African American - Non-Hispanic	14
Other Race - Hispanic	28

2023-2024 CAPER CDBG Activity Listing

(Activities Included in Analysis)

Other Race - Non-Hispanic	12
White - Hispanic	52
White - Non-Hispanic	60
Total	337

Direct Benefit (Income):

<u>Income Level</u>	<u>Numbers Assisted</u>
Moderate	337
Total	337

Quarter: 1 **Accomplishment Quantity:** 98

Accomplishment Narrative:

The CDBG continues to support the City of Walnut Seniors by providing funding for the Gaining Recovery of Widowhood program and the Senior Transportation program. Through this funding, the City of Walnut is able to provide the 131 clients the opportunity for social growth, support and life-long learning. Each quarter the seniors look forward to the exciting excursions that the City has to offer and can continue to receive grieving support through the GROW program. We look forward to serving additional seniors in the coming quarters as our trips open up for additional participation.

Quarter: 2 **Accomplishment Quantity:** 129

Accomplishment Narrative:

CDBG: SECOND QUARTER REPORT TIME PERIOD: OCTOBER 2023 TO DECEMBER 2023

SENIOR TRANSPORTATION AND GROW

NUMBER OF CLIENTS SERVED: A total of 96 clients were served for the second quarter. Of the 96 clients, there were two new clients served by the GROW program.

NUMBER OF FEMALE HEADS OF HOUSEHOLD: As reported in the Public Service Module, 51 of the 96 clients were classified as being a female head of household.

FREQUENCY OF SERVICE: For the second quarter the GROW group met a total of three times, once in October, once in November, and once in December.

For the second quarter a total of four excursions were scheduled. The breakdown is as follows:

October 2023

- Old World Octoberfest (October 11)
- Gondola Getaway (October 17)
- LA Farmer’s Market & The Grove (October 24)

November 2023

- Julian Gold Rush (November 7)

December 2023

- Cruise of Lights & Dinner (December 16)

SUMMARY The CDBG continues to support the City of Walnut Seniors by providing funding for the Gaining Recovery of Widowhood program and the Senior Transportation program. Through this funding, the City of Walnut is able to provide the 96 clients the opportunity for social growth, support and life-long learning. Each quarter the seniors look forward to the exciting excursions that the City has to offer and can continue to receive grieving support through the GROW program. We look forward to serving additional seniors in the coming quarters as our trips open up for additional participation.

CHALLENGES: We were having a few challenges inputting our CDBG clients with the system being down a few days but once the system was up and running we had no issues this quarter. The original excursion we had issues with inputting in July of 2023 has now been entered in as Gondola Getaway on October 17, 2023.

2023-2024 CAPER CDBG Activity Listing

(Activities Included in Analysis)

Quarter: 3 **Accomplishment Quantity:** 52

Accomplishment Narrative:

The CDBG continues to support the City of Walnut Seniors by providing funding for the Gaining Recovery of Widowhood program and the Senior Transportation program. Through this funding, the City of Walnut is able to provide the 96 clients the opportunity for social growth, support and life-long learning. Each quarter the seniors look forward to the exciting excursions that the City has to offer and can continue to receive grieving support through the GROW program. We look forward to serving additional seniors in the coming quarters as our trips open up for additional participation.

Quarter: 4 **Accomplishment Quantity:** 58

Accomplishment Narrative:

NUMBER OF CLIENTS SERVED A total of 58 new clients were served for the fourth quarter. Of the 58 clients, there were two new clients served by the GROW program.

NUMBER OF FEMALE HEADS OF HOUSEHOLD As reported in the Public Service Module, 32 of the 58 clients were classified as being a female head of household.

FREQUENCY OF SERVICE For the fourth quarter the GROW group met a total of three times, once in April, once in May, and once in June.

For the fourth quarter a total of four excursions were scheduled. The breakdown is as follows:

April 2024: Knott's Berry Farm (April 2) & Tanaka Farms Tour & Cookout (April 30)

May 2024: Palm Springs Tram & Lunch (May 21)

June 2024: Queen Mary Glory Days Tour (June 18)

2023-2024 CAPER CDBG Activity Listing

(Activities Included in Analysis)

Identification

Project No.: 600804-24 **Jurisdiction:** Walnut
Project Title: Senior Citizen Activities
IDIS Number:
Operating Agency: City of Walnut
Subrecipient Type: Participating City
Contract Period: 7/1/2024 to 6/30/2025
Activity Code: 05A Senior Services
National Objective: LMC Low/Mod Limited Clientele
Objective: Suitable Living Environment **Outcome:** Availability/Accessibility

Project Summary

This continuing project provides elderly persons (age 55 and older) with bus transportation to various city sponsored events and excursions throughout the year. It also offers a support group for grieving elderly persons coping with loss through sessions as well as, provides for essential grocery delivery for senior residents.

Accomplishments and Net Expenditures

Priority Need: CD - Senior Programs
Performance Indicator: People (General)
Quantitative Accomplishments: Goal: 150 This Year: 0 Cumulative: 0 Ratio: 0.0%
Net Expenditures: Budgeted: \$18,536.00 This Year: \$0.00 Cumulative: \$0.00 Ratio: 0.0%

Annual Narrative:

2023-2024 CAPER CDBG Activity Listing

(Activities Included in Analysis)

Identification

Project No.: D99589-23 **Jurisdiction:** Walnut
Project Title: Single Family Rehabilitation
IDIS Number: 12434
Operating Agency: City of Walnut
Subrecipient Type: Participating City
Contract Period: 7/31/2023 to 6/30/2024 **Quarter Completed:** 4
Activity Code: 14A Rehabilitation: Single-Unit Residential
National Objective: LMH Low/Mod Housing
Objective: Decent Housing **Outcome:** Affordability

Project Summary

This continuing project provides grants and/or loans to owner-occupied single family detached residential dwellings. Rehabilitation activities include, but are not be limited to, safety, health, and code violations corrections, improvements to increase energy efficiency, water use efficiency, removal of materials and architectural barriers, and the performance of lead-based paint and asbestos hazard evaluations and remediation.

Accomplishments and Net Expenditures

Priority Need: Housing
Performance Indicator: Housing Units
Quantitative Accomplishments: Goal: 5 This Year: 4 Cumulative: 4 Ratio: 80.0%
Net Expenditures: Budgeted: \$189,163.00 This Year: \$175,486.00 Cumulative: \$175,486.00 Ratio: 92.8%

Annual Narrative:

During FY23/24 the program received and reviewed ten applications.
 Four projects were completed.
 Three applications were reviewed and closed due to being over income.
 Three applications have been reviewed and will be processed during FY24/25
 Eight residents are currently on the wait.

Direct Benefit (Race/Ethnicity):

<u>Race/Ethnicity</u>	<u>Owners</u>	<u>Renters</u>
American Indian/Alaskan Native & White - Hispanic	1	0
Asian - Non-Hispanic	1	0
White - Hispanic	2	0
Total	4	0

Direct Benefit (Income):

<u>Income Level</u>	<u>Owners</u>	<u>Renters</u>
Extremely Low	1	0
Moderate	3	0
Total	4	0

Housing Detail:

<u>Street Address</u>	<u>City</u>	<u>State</u>	<u>Zip</u>	<u>Rent/Own</u>	<u>Income Level</u>	<u>Expenditures</u>
248 Macalester Dr.	Walnut	CA	91789	Owners	Moderate	\$45,000
428 Carbonia Ave.	Walnut	CA	91789	Owners	Moderate	\$45,000

2023-2024 CAPER CDBG Activity Listing

(Activities Included in Analysis)

20310 Fuero Dr.	Walnut	CA	91789	Owners	Extremely Low	\$12,500
847 Winding Brook Lane	Walnut	CA	91789	Owners	Moderate	\$41,260

Total Number of Housing Units Assisted : 4

Housing Data:

<u>Category</u>	<u>Homeowners</u>	<u>Renters</u>
3) Total units occupied by elderly (62 years or older):	3	0

Lead Paint Detail:

Number of housing units constructed before 1978	0
Exempt: Housing construction 1978 or later	1
Exempt: No paint disturbed	2
Otherwise exempt	1

Lead Hazard Remediation Actions:

Lead Safe Work Practices (Hard costs <= \$5,000)	0
Interim Controls or Standard Practices (Hard costs \$5,000 - \$25,000)	0
Abatement (Hard costs > \$25,000)	0

Grants/Loans:

<u>Quarter</u>	<u>Grants</u>	<u>Loans</u>
4	4	3
Total	4	3

Quarter: 1 Accomplishment Quantity: 0

Accomplishment Narrative:

To date the program has received two applications.
Two applications are under review pending additional documents from applicant.
Three residents are currently on the wait list.

Quarter: 2 Accomplishment Quantity: 0

Accomplishment Narrative:

To date the program has received and reviewed three applications.
One application has been approved and has moved to the construction phase.
One application has been approved and is the bid phase.
One application was reviewed and closed due to being over income.
Two residents have been released from the wait list and application submittal is pending.
Two residents are currently on the wait

Quarter: 3 Accomplishment Quantity: 0

Accomplishment Narrative:

To date the program has received and reviewed five applications.
One project has been completed.
One application has been approved and has moved to the construction phase.
One application has been approved and is the bid phase.
Two applications were reviewed and closed due to being over income.
Ten residents have been released from the wait list and application submittal is pending.
Three residents are currently on the wait

Note: Program marketing was conducted via a social media post. As of today this post resulted in over 24 residents inquiring about the program.

Quarter: 4 Accomplishment Quantity: 4 Female-Headed Households: 3

Accomplishment Narrative:

During Q4 the program received and reviewed five applications.

2023-2024 CAPER CDBG Activity Listing

(Activities Included in Analysis)

Three projects were completed.

One application was reviewed and closed due to being over income.

Five residents were placed on the wait list.

2023-2024 CAPER CDBG Activity Listing

(Activities Included in Analysis)

Identification

Project No.: D99589-24 **Jurisdiction:** Walnut
Project Title: Single Family Rehabilitation
IDIS Number:
Operating Agency: City of Walnut
Subrecipient Type: Participating City
Contract Period: 7/1/2024 to 6/30/2025
Activity Code: 14A Rehabilitation: Single-Unit Residential
National Objective: LMH Low/Mod Housing
Objective: Decent Housing **Outcome:** Affordability

Project Summary

This continuing project provides grants and/or loans to owner-occupied single family detached residential dwellings. Rehabilitation activities and the performance of lead-based paint and asbestos hazard evaluations and remediation.

Accomplishments and Net Expenditures

Priority Need: Housing
Performance Indicator: Housing Units
Quantitative Accomplishments: Goal: 5 This Year: 0 Cumulative: 0 Ratio: 0.0%
Net Expenditures: Budgeted: \$165,010.00 This Year: \$0.00 Cumulative: \$0.00 Ratio: 0.0%

Annual Narrative:

2023-2024 CAPER CDBG Activity Listing
(Activities Included in Analysis)

West Hollywood

2023-2024 CAPER CDBG Activity Listing

(Activities Included in Analysis)

Identification

Project No.: 602482-22 **Jurisdiction:** West Hollywood
Project Title: Curb/Sidewalk Construction - Phase XII
IDIS Number: 12208
Operating Agency: City of West Hollywood
Subrecipient Type: Participating City
Contract Period: 7/13/2022 to 6/30/2024 **Quarter Completed:** 2
Activity Code: 03L Sidewalks
National Objective: LMC Low/Mod Limited Clientele
Objective: Suitable Living Environment **Outcome:** Availability/Accessibility

Project Summary

In a densely populated and pedestrian-oriented environment, sidewalks that are free of hazards are essential for safe pedestrian mobility. Sidewalks with gaps or root damage in the concrete represent a safety hazard and barriers to basic mobility for severely disabled adults and the elderly. Removal of physical barriers will prevent disabled persons from using unsafe alternatives such as driveway curb cuts designed specifically for vehicular access.

Accomplishments and Net Expenditures

Priority Need: Special Needs/Non-Homeless
Performance Indicator: People (General)
Quantitative Accomplishments: Goal: 2,378 This Year: 2,378 Cumulative: 2,378 Ratio: 100.0%
Net Expenditures: Budgeted: \$178,431.00 This Year: \$8,922.00 Cumulative: \$178,431.00 Ratio: 100.0%

Annual Narrative:

About 7,500 square feet of the sidewalks and 4 (four) curb ramps were repaired to comply with ADA standards. The project started on April 17, 2023 and completed prior to June 30, 2023. The Construction and Compliance Review was conducted on June 15, 2023 and it was determined that the City and its Contractor Gentry General Engineering Inc. met all the applicable regulations and contract compliance requirements. The funding request for the contract retainage amount released to the contractor in charge of the project was submitted and paid in October of 2023.

Quarter: 1 **Accomplishment Quantity:** 0

Accomplishment Narrative:

The City is currently working on packaging the required specifications/documents for advertisement, for the Concrete Repair Project – CIP 2401 – Phase XIII (Project No. 602618-23). No other updates at the moment.

Phase XII was completed - the final funding request for the contract retainage amount released to the contractor in charge of the project will be submitted in October.

Quarter: 2 **Accomplishment Quantity:** 2,378

Accomplishment Narrative:

Final funding requests for zero amounts have been completed to close out the project within the CDBG online system.

2023-2024 CAPER CDBG Activity Listing

(Activities Included in Analysis)

Identification

Project No.: 602618-23 **Jurisdiction:** West Hollywood
Project Title: Curb/Sidewalk Construction - Phase XIII
IDIS Number: 12445
Operating Agency: City of West Hollywood
Subrecipient Type: Participating City
Contract Period: 8/9/2023 to 6/30/2025
Activity Code: 03L Sidewalks
National Objective: LMC Low/Mod Limited Clientele
Objective: Suitable Living Environment **Outcome:** Availability/Accessibility

Project Summary

In a densely populated and pedestrian-oriented environment, sidewalks that are free of hazards are essential for safe pedestrian mobility. Sidewalks with gaps or root damage in the concrete represent a safety hazard and barriers to basic mobility for severely disabled adults and the elderly. Removal of physical barriers will prevent disabled persons from using unsafe alternatives such as driveway curb cuts designed specifically for vehicular access.

Accomplishments and Net Expenditures

Priority Need: Special Needs/Non-Homeless
Performance Indicator: People (General)
Quantitative Accomplishments: Goal: 2,480 This Year: 0 Cumulative: 0 Ratio: 0.0%
Net Expenditures: Budgeted: \$174,265.00 This Year: \$0.00 Cumulative: \$0.00 Ratio: 0.0%

Annual Narrative:

This project was extended until June 30, 2025.

Quarter: 1 **Accomplishment Quantity:** 0

Accomplishment Narrative:

The City is currently working on packaging the required specifications/documents for advertisement, for the Concrete Repair Project – CIP 2401 – Phase XIII (Project No. 602618-23). No other updates at the moment.

Phase XII was completed - the final funding request for the contract retainage amount released to the contractor in charge of the project will be submitted in October.

Quarter: 2 **Accomplishment Quantity:** 0

Accomplishment Narrative:

Solicitation dates and implementation schedule for this project was updated as listed below. The project completion date will be 12/31/2024 and a request for an extension to 06/30/25 will be submitted. 1/8/23 bid submission, 1/22/23 bid acceptance, 2/12/24 bid opening, 3/11/24 contract award, and construction completed 6/30/24.

Quarter: 3 **Accomplishment Quantity:** 0

Accomplishment Narrative:

During Quarter 3, we submitted and accepted bids and selected the contractors for the Sidewalk Construction project. We are currently awaiting council approval of our contract, which will occur during the April 15th Council Meeting.

Quarter: 4 **Accomplishment Quantity:** 0

Accomplishment Narrative:

During the quarter of April through June the City selected the contractor Gentry General Engineering, Inc. Council approved Monday, September 30, 2024

2023-2024 CAPER CDBG Activity Listing

(Activities Included in Analysis)

the contract on April 15, 2024.

The pre-construction meeting for this project is set for July 1st, 2024.

2023-2024 CAPER CDBG Activity Listing

(Activities Included in Analysis)

Identification

Project No.: 602685-24 **Jurisdiction:** West Hollywood
Project Title: Curb/Sidewalk Construction Phase XIV
IDIS Number: 12539
Operating Agency: City of West Hollywood
Subrecipient Type: Participating City
Contract Period: 7/1/2024 to 6/30/2025
Activity Code: 03L Sidewalks
National Objective: LMC Low/Mod Limited Clientele
Objective: Suitable Living Environment **Outcome:** Availability/Accessibility

Project Summary

In a densely populated and pedestrian-oriented environment, sidewalks that are free of hazards are essential for safe pedestrian mobility. Sidewalks with gaps or root damage in the concrete represent a safety hazard and barriers to basic mobility for severely disabled adults and the elderly. Removal of physical barriers will prevent disabled persons from using unsafe a

Accomplishments and Net Expenditures

Priority Need: Special Needs/Non-Homeless
Performance Indicator: People (General)
Quantitative Accomplishments: Goal: 2,792 This Year: 0 Cumulative: 0 Ratio: 0.0%
Net Expenditures: Budgeted: \$180,575.00 This Year: \$0.00 Cumulative: \$0.00 Ratio: 0.0%

Annual Narrative:

2023-2024 CAPER CDBG Activity Listing

(Activities Included in Analysis)

Identification

Project No.: D96835-23 **Jurisdiction:** West Hollywood
Project Title: Programs for the Homeless
IDIS Number: 12391
Operating Agency: City of West Hollywood
Subrecipient Type: Participating City
Contract Period: 7/1/2023 to 6/30/2024 **Quarter Completed:** 4
Activity Code: 03T Operating Costs of Homeless/AIDS Patients Programs
National Objective: LMC Low/Mod Limited Clientele
Objective: Suitable Living Environment **Outcome:** Availability/Accessibility

Project Summary

This is a continuing project that provides outreach, social services, and shelter to homeless adults from the West Hollywood community. The shelter is an overnight facility which provides comprehensive case management, emergency and transitional shelter, meals, and access to trauma therapy and psychiatry.

Accomplishments and Net Expenditures

Priority Need: Homelessness
Performance Indicator: People (General)
Quantitative Accomplishments: Goal: 170 This Year: 165 Cumulative: 165 Ratio: 97.1%
Net Expenditures: Budgeted: \$43,566.00 This Year: \$43,566.00 Cumulative: \$43,566.00 Ratio: 100.0%

Annual Narrative:

During the FY 2023-2024 the Homeless Program served 165 new unduplicated persons. Ascencia, assisted 22 individuals in obtaining permanent housing and it continued to provide case management, conduct street outreach, and support clients moving into and maintaining permanent housing.

Ascencia also worked with partner agencies for outreach efforts as well as shelter referrals. Ascencia's night outreach team touched base and partnered with West Hollywood Security Ambassadors and the Sheriff's station for support as needed. Ascencia team members also worked closely with West Hollywood community members to educate them on available support services regarding housing for individuals experiencing homelessness.

Direct Benefit (Race/Ethnicity):

<u>Race/Ethnicity</u>	<u>Numbers Assisted</u>
American Indian/Alaskan Native & Black/African American - Hispanic	3
American Indian/Alaskan Native & White - Non-Hispanic	1
Asian - Hispanic	2
Asian - Non-Hispanic	2
Black/African American & White - Hispanic	1
Black/African American & White - Non-Hispanic	13
Black/African American - Hispanic	3
Black/African American - Non-Hispanic	34
Native Hawaiian/Other Pacific Islander - Hispanic	1
Native Hawaiian/Other Pacific Islander - Non Hispanic	3
Other Race - Hispanic	18
Other Race - Non-Hispanic	3
White - Hispanic	19

2023-2024 CAPER CDBG Activity Listing

(Activities Included in Analysis)

White - Non-Hispanic

62

Total

165

Quarter: 1 **Accomplishment Quantity:** 32

Accomplishment Narrative:

Successes during Quarter 1 include: three (3) clients moved into permanent housing; one (1) using a HACLA voucher. Also in Quarter 1, four (4) permanently-housed community members maintained housing for a year and graduated the retention program. Three (3) new clients were added to retention services in this quarter. This concludes Q1 with eighteen (18) clients participating in retention services.

Ascencia continues to work with team members to establish safety measures and protocols to keep outreach workers, as well as community members, safe.

Quarter: 2 **Accomplishment Quantity:** 63

Accomplishment Narrative:

Successes during Quarter 2 include: 15 homeless community members will obtain permanent housing. Ascencia assisted 6 individuals in obtaining permanent housing.

Ascencia continues to work with team members to establish safety measures and protocols to keep outreach workers, as well as community members, safe.

Quarter: 3 **Accomplishment Quantity:** 35

Accomplishment Narrative:

During Quarter 3, Ascencia staff continued to conduct street outreach and support clients moving into or maintaining permanent housing. Ascencia continued to work with partnering agencies with outreach efforts as well as shelter referrals. During Quarter 3, Ascencia assisted five (5) individuals in obtaining permanent housing. With these five (5) placements, Ascencia has supported 11 West Hollywood community members with obtaining permanent housing, meeting (73%) of the annual contract goal.

Quarter: 4 **Accomplishment Quantity:** 35

Accomplishment Narrative:

During Quarter 4, Ascencia assisted 2 individuals in obtaining permanent housing. With these 2 placements, Ascencia has supported 22 West Hollywood community members in obtaining permanent housing.

2023-2024 CAPER CDBG Activity Listing

(Activities Included in Analysis)

Identification

Project No.: D96835-24 **Jurisdiction:** West Hollywood
Project Title: Programs for the Homeless
IDIS Number:
Operating Agency: City of West Hollywood
Subrecipient Type: Participating City
Contract Period: 7/1/2024 to 6/30/2025
Activity Code: 03T Operating Costs of Homeless/AIDS Patients Programs
National Objective: LMC Low/Mod Limited Clientele
Objective: Suitable Living Environment **Outcome:** Availability/Accessibility

Project Summary

This is a continuing project that provides outreach, social services, and shelter to homeless adults from the West Hollywood community. The shelter is an overnight facility which provides comprehensive case management, emergency and transitional shelter, meals, and access to trauma therapy and psychiatry.

Accomplishments and Net Expenditures

Priority Need: Homelessness
Performance Indicator: People (General)
Quantitative Accomplishments: Goal: 130 This Year: 0 Cumulative: 0 Ratio: 0.0%
Net Expenditures: Budgeted: \$30,929.00 This Year: \$0.00 Cumulative: \$0.00 Ratio: 0.0%

Annual Narrative:

Westlake Village

2023-2024 CAPER CDBG Activity Listing

(Activities Included in Analysis)

Identification

Project No.: 601184-23 **Jurisdiction:** Westlake Village
Project Title: Single Family Residential Rehabilitation Program
IDIS Number: 12311
Operating Agency: City of Westlake Village
Subrecipient Type: Participating City
Contract Period: 7/1/2023 to 6/30/2024 **Quarter Completed:** 4
Activity Code: 14A Rehabilitation: Single-Unit Residential
National Objective: LMH Low/Mod Housing
Objective: Decent Housing **Outcome:** Affordability

Project Summary

This continuing project provides grants up to \$15,000 to single family owner-occupied household, including those occupying manufactured and mobile homes, to fund improvements such as roof repairs, non-conforming water heaters, painting, plumbing, built-in Energy Star appliances, and electrical repairs to comply with current building codes.

Accomplishments and Net Expenditures

Priority Need: Housing
Performance Indicator: Housing Units
Quantitative Accomplishments: Goal: 4 This Year: 0 Cumulative: 0 Ratio: 0.0%
Net Expenditures: Budgeted: \$64,008.00 This Year: \$9,471.00 Cumulative: \$9,471.00 Ratio: 14.8%

Annual Narrative:

No projects were completed during the FY 23-24. There were concerns about the difficulty of covering the proposed cost of essential rehabilitation items with the \$5,000 grant maximum. The City Council approved a project amendment to increase the maximum grant amount to compensate for the increase in rehabilitation costs. 2 projects are on schedule to be awarded during the 1st quarter of FY 24-25 with the increased grant amount.

Quarter: 1 **Accomplishment Quantity:** 0

Accomplishment Narrative:

No projects were completed during the 1st quarter. Four (4) new applications will be reviewed during Quarter 2.

Quarter: 2 **Accomplishment Quantity:** 0

Accomplishment Narrative:

No projects were completed during Quarter 2. Four (4) applications will be completed during Quarter 3.

Quarter: 3 **Accomplishment Quantity:** 0

Accomplishment Narrative:

No projects were completed during Quarter 3. Four (4) applications were reviewed during Quarter 3. Initial inspections are scheduled for early April 2024. Two (2) applicants have been entered into the Rehab panel. The remaining two (2) applicants are pending information and will be entered upon receipt.

Quarter: 4 **Accomplishment Quantity:** 0

Accomplishment Narrative:

No projects were completed during the 4th quarter. 2 projects went out to bid, and initial inspections were conducted for another 3 projects. 2 projects are on schedule to be awarded during the 1st quarter of FY 24-25. The grant amount has been increased to solicit contractors that will be able to complete the work on the units.

2023-2024 CAPER CDBG Activity Listing

(Activities Included in Analysis)

Identification

Project No.: 601184-24 **Jurisdiction:** Westlake Village
Project Title: Single Family Residential Rehabilitation Program
IDIS Number:
Operating Agency: City of Westlake Village
Subrecipient Type: Participating City
Contract Period: 7/1/2024 to 6/30/2025
Activity Code: 14A Rehabilitation: Single-Unit Residential
National Objective: LMH Low/Mod Housing
Objective: Decent Housing **Outcome:** Affordability

Project Summary

This continuing project provides grants to single family owner-occupied household, including those occupying manufactured and mobile-homes, to fund improvements such as roof repairs, non-conforming water heaters, painting, plumbing, built-in Energy Star appliances, and electrical repairs to comply with current building codes.

Accomplishments and Net Expenditures

Priority Need: Housing
Performance Indicator: Housing Units
Quantitative Accomplishments: Goal: 4 This Year: 0 Cumulative: 0 Ratio: 0.0%
Net Expenditures: Budgeted: \$25,890.00 This Year: \$0.00 Cumulative: \$0.00 Ratio: 0.0%

Annual Narrative:

2023-2024 CAPER CDBG Activity Listing
(Activities Included in Analysis)

Countywide

2023-2024 CAPER CDBG Activity Listing

(Activities Included in Analysis)

Identification

Project No.: CBLMA0-23 **Jurisdiction:** Countywide
Project Title: Capacity Building LMA
IDIS Number: 12437
Operating Agency: Community Development Division
Subrecipient Type: Division of LACDA
Contract Period: 7/1/2023 to 6/30/2024
Activity Code: 19C CDBG Non-Profit Organization Capacity Building
National Objective: LMA Low/Mod Area
Objective: Suitable Living Environment **Outcome:** Sustainability

Project Summary

This project funds technical assistance to public and non-profit organizations to increase their capacity to carry out eligible neighborhood revitalization and community and economic development activities that benefit predominately low-and moderate-income residential areas.

Accomplishments and Net Expenditures

Priority Need: CD - Other
Performance Indicator: Organizations
Quantitative Accomplishments: Goal: 24 This Year: 26 Cumulative: 26 Ratio: 108.3%
Net Expenditures: Budgeted: \$72,805.00 This Year: \$0.00 Cumulative: \$0.00 Ratio: 0.0%

Annual Narrative:

Quarter: 1 **Accomplishment Quantity:** 24

Accomplishment Narrative:

Staff contacted each agency to discuss project implementation and to offer technical assistance to ensure that the agency's policies, procedures, and program guidelines were compliant with the CDBG Program and to encourage early initiation of their planned activities and requests for reimbursement.

Quarter: 2 **Accomplishment Quantity:** 0

Accomplishment Narrative:

Staff developed reference and resource materials and administered online training to public organizations to prepare them for the implementation of their CDBG-funded activities.

Staff continued to provide comprehensive technical assistance to public and private organizations that implement CDBG-funded neighborhood revitalization and/or economic development activities that qualified on the basis of benefiting predominately low- to moderate-income residential areas, in order to confirm that their policies, procedures, program guidelines and processes were compliant with the CDBG Program.

Quarter: 3 **Accomplishment Quantity:** 2

Accomplishment Narrative:

Staff planned and prepared reference and resource materials for an online training for CDBG-funded non-profit organizations, County Departments and internal Divisions. Training will be posted and reported in fourth quarter.

Staff continued to conduct comprehensive technical assistance visits to public and non-profit organizations on project development, including service area determination, implementation, oversight and monitoring of their CDBG-funded activities qualified as benefitting predominately low- to moderate-income areas.

2023-2024 CAPER CDBG Activity Listing

(Activities Included in Analysis)

Identification

Project No.: CBLMC0-23 **Jurisdiction:** Countywide
Project Title: Capacity Building LMC
IDIS Number: 12438
Operating Agency: Community Development Division
Subrecipient Type: Division of LACDA
Contract Period: 7/1/2023 to 6/30/2024
Activity Code: 01 Acquisition
National Objective: LMC Low/Mod Limited Clientele
Objective: Suitable Living Environment **Outcome:** Availability/Accessibility

Project Summary

This project funds technical assistance to public and non-profit organizations to increase their capacity to carry out eligible neighborhood revitalization and community and economic development activities that benefit a limited clientele of low-and moderate-income qualified individuals.

Accomplishments and Net Expenditures

Priority Need: CD - Public Facilities
Performance Indicator: Public Facilities
Quantitative Accomplishments: Goal: 55 This Year: 69 Cumulative: 69 Ratio: 125.5%
Net Expenditures: Budgeted: \$101,187.00 This Year: \$0.00 Cumulative: \$0.00 Ratio: 0.0%

Annual Narrative:

Quarter: 1 **Accomplishment Quantity:** 69

Accomplishment Narrative:

Staff contacted each agency to discuss project implementation and to offer technical assistance to ensure that the agency's policies, procedures, and program guidelines were compliant with the CDBG Program and to encourage early initiation of their planned activities and requests for reimbursement.

Quarter: 2 **Accomplishment Quantity:** 0

Accomplishment Narrative:

Staff developed reference and resource materials and administered online training to public organizations to prepare them for the implementation of their CDBG-funded activities.

Staff continued to provide comprehensive technical assistance to public and private organizations the implement CDBG-funded neighborhood revitalization and/or economic development activities that qualified on the basis of benefiting predominately low-and moderate-income residential areas, in order to confirm that their policies, procedures, program guidelines and processes were compliant with the CDBG Program.

Quarter: 3 **Accomplishment Quantity:** 0

Accomplishment Narrative:

Staff contacted each agency to discuss project implementation and to offer technical assistance to ensure that the agency's policies, procedures, and program guidelines were compliant with the CDBG Program and to encourage early initiation of their planned activities and requests for reimbursement.

Staff also prepared and provided training for city staff covering planning and eligibility for projects that were qualified as benefitting predominately low- to moderate-income persons.

2023-2024 CAPER CDBG Activity Listing

(Activities Included in Analysis)

procedures, program guidelines and processes were compliant with the CDBG program and to ensure that their projects would be successfully completed.

2023-2024 CAPER CDBG Activity Listing

(Activities Included in Analysis)

Identification

Project No.: REHAB0-23 **Jurisdiction:** Countywide
Project Title: Rehab Administration
IDIS Number: 12440
Operating Agency: Community Development Division
Subrecipient Type: Division of LACDA
Contract Period: 7/1/2023 to 6/30/2024 **Quarter Completed:** 4
Activity Code: 14H Rehabilitation Administration
National Objective: LMH Low/Mod Housing
Objective: Decent Housing **Outcome:** Affordability

Project Summary

This project provides funding for the activity delivery costs directly related to carrying out housing rehabilitation activities and assisting public and non-profit organizations that implement projects to provide or improve housing for low- and moderate-income households.

Accomplishments and Net Expenditures

Priority Need: Housing
Performance Indicator: Housing Units
Quantitative Accomplishments: Goal: 37 This Year: 265 Cumulative: 265 Ratio: 716.2%
Net Expenditures: Budgeted: \$15,682.00 This Year: \$12,669.81 Cumulative: \$12,669.81 Ratio: 80.8%

Annual Narrative:

ESU will continue to review the properties for CDBG-participating city rehabilitation programs and provide technical assistance to city staff, as needed.

Quarter: 1 **Accomplishment Quantity:** 30

Accomplishment Narrative:

During the 1st Quarter, 30 housing units were reviewed and cleared by Environmental Services staff.

Quarter: 2 **Accomplishment Quantity:** 37

Accomplishment Narrative:

During the 2nd Quarter, 37 housing units were reviewed and cleared by Environmental Services staff.

Quarter: 3 **Accomplishment Quantity:** 85

Accomplishment Narrative:

During the 3rd Quarter, 85 housing units were reviewed and cleared by Environmental Services staff.

Quarter: 4 **Accomplishment Quantity:** 113

Accomplishment Narrative:

During the 2023-2024 program year, Environmental Services Unit (ESU) staff provided clearance for the rehabilitation of 265 single-family homes and multi-family units submitted through the Housing Rehabilitation Programs of CDBG participating cities and community-based organizations. Notable accomplishments included the expanding use of energy efficient items in these programs, such as: windows; HVAC systems; and roofs, giving additional long-term relief to income-qualified homeowners.

2023-2024 CAPER CDBG Activity Listing

(Activities Included in Analysis)

Identification

Project No.: 602424-21 **Jurisdiction:** Countywide
Project Title: Carmelitos Community Center Improvements Project
IDIS Number: 11990
Operating Agency: Housing Operations
Subrecipient Type: Division of LACDA
Contract Period: 12/22/2021 to 6/30/2024
Activity Code: 14C Public Housing Modernization
National Objective: LMH Low/Mod Housing
Objective: Decent Housing **Outcome:** Affordability

Project Summary

This new project provides for the improvement of the Community Center Main Hall at the Carmelitos Family Housing Development. The work includes new flooring, tile, painting, lighting, plumbing, new sectional dividers and other fixtures for the hall, classroom, restrooms and common areas.

Accomplishments and Net Expenditures

Priority Need: Housing
Performance Indicator: Housing Units
Quantitative Accomplishments: Goal: 713 This Year: 0 Cumulative: 0 Ratio: 0.0%
Net Expenditures: Budgeted: \$500,000.00 This Year: \$237,727.94 Cumulative: \$486,176.79 Ratio: 97.2%

Annual Narrative:

For FY23, this project is substantially complete, and is only pending labor compliance certification and release of retention payments. There is an issue with flooring and the contractor is addressing it as warranty. This center will be used for all future resident meetings, HAC meetings, and resident programming as it is a great improvement for the resident services program and the housing development site. This project will be reported 100% completed in Q1 report for FY24.

Quarter: 1 **Accomplishment Quantity:** 0

Accomplishment Narrative:

During the previous quarters, this project was assigned to Thomasville Construction under a JOC construction project. Construction began on June 1, 2022, and it on-going. It is about 70% completed. The current cost of this project is \$235,537. The supplemental funding source for this project is operating funding. Estimated completion date is December 31, 2023.

Quarter: 2 **Accomplishment Quantity:** 0

Accomplishment Narrative:

As of the second quarter, this project is 90% complete. This project is pending punch list items, labor compliance close out, and final retention payment before being closed out in Q3.

Quarter: 3 **Accomplishment Quantity:** 0

Accomplishment Narrative:

As of the third quarter, this project is 98% complete, and is only pending labor compliance and final payments. This project was a great improvement for the resident services program and the site. It will be used for all future resident meetings, HAC meetings, and resident programming.

Quarter: 4 **Accomplishment Quantity:** 0

Accomplishment Narrative:

As of the fourth quarter, this project is substantially complete, and is only pending labor compliance certification and release of Monday, September 30, 2024

2023-2024 CAPER CDBG Activity Listing

(Activities Included in Analysis)

retention payments. There is an issue with flooring and the contractor is addressing it as warranty. This project will be reported 100% completed in Q1 report for FY24.

2023-2024 CAPER CDBG Activity Listing

(Activities Included in Analysis)

Identification

Project No.: 602420-21 **Jurisdiction:** Countywide
Project Title: East County Senior Housing - Patio Furniture/Shade Structure Project
IDIS Number: 11997
Operating Agency: Housing Operations
Subrecipient Type: Division of LACDA
Contract Period: 1/3/2022 to 6/30/2023 **Quarter Completed:** 1
Activity Code: 14C Public Housing Modernization
National Objective: LMH Low/Mod Housing
Objective: Decent Housing **Outcome:** Affordability

Project Summary

This new project provides for the installation of benches, decorative shade structures, and tables at Rosas, Herbert, and Francisquito Villa Senior Housing sites. The work includes ironwork, concrete, and decorative finishes as needed.

Accomplishments and Net Expenditures

Priority Need: Housing
Performance Indicator: Housing Units
Quantitative Accomplishments: Goal: 285 This Year: 285 Cumulative: 285 Ratio: 100.0%
Net Expenditures: Budgeted: \$300,000.00 This Year: \$0.00 Cumulative: \$300,000.00 Ratio: 100.0%

Annual Narrative:

This project has been assigned to Thomasville Construction under a JOC construction project. This project is still on-going and is expected to be completed by December 31, 2023. However, all CDBG funds will be expended. The supplemental funding source for this project is site operating funding.

Quarter: 1 **Accomplishment Quantity:** 285

Accomplishment Narrative:

This project has been assigned to Thomasville Construction under a JOC construction project. This project is still on-going and is expected to be completed by December 31, 2023. However, all CDBG funds will be expended. The supplemental funding source for this project is site operating funding.

2023-2024 CAPER CDBG Activity Listing

(Activities Included in Analysis)

Identification

Project No.: 602531-21 **Jurisdiction:** Countywide
Project Title: Harbor Hills and Carmelitos Housing Sites - Playground Improvements
IDIS Number: 12217
Operating Agency: Housing Operations
Subrecipient Type: Division of LACDA
Contract Period: 7/18/2022 to 6/30/2025
Activity Code: 14C Public Housing Modernization
National Objective: LMH Low/Mod Housing
Objective: Decent Housing **Outcome:** Affordability

Project Summary

This new project provides the Harbor Hills and Carmelitos Housing Developments' playgrounds with improvement to include but not limited to, replacement of damaged or missing components, removal and replacement with new padding & repainting existing structures for all play areas. This project provides for the removal of material and architectural barriers.

Accomplishments and Net Expenditures

Priority Need: Housing
Performance Indicator: Housing Units
Quantitative Accomplishments: Goal: 1,014 This Year: 0 Cumulative: 0 Ratio: 0.0%
Net Expenditures: Budgeted: \$500,000.00 This Year: \$163,463.04 Cumulative: \$356,222.95 Ratio: 71.2%

Annual Narrative:

For FY23, this project has had some delays with the ADA work for the Harbor Hills playground. The project started construction and the Carmelitos playground will be installed first. The CMU staff is working with the consultants and Public Works to resolve the ADA issues with this project. Construction completion is expected in the new FY. This project has been extended into FY24.

Quarter: 1 **Accomplishment Quantity:** 0

Accomplishment Narrative:

During previous quarters, this project was assigned to Harry H Joh Construction under a JOC construction project. The current cost of this project is \$809,566.33 for both housing sites. Construction is ongoing. Building and Safety included ADA requirements which are being included as supplemental for both sites. Estimated completion date is June 30, 2024.

Quarter: 2 **Accomplishment Quantity:** 0

Accomplishment Narrative:

As of the second quarter, this project is underway with Harry Joh Construction. There was a delay with plan check and the ADA requirements for this project. This is still scheduled for completion by June 30, 2024 and closed in Q4.

Quarter: 3 **Accomplishment Quantity:** 0

Accomplishment Narrative:

As of the third quarter, this project has had some delays with the ADA work for the Harbor Hills playground. The project is in construction and the Carmelitos playground will be installed first. The CMU staff is working with Public Works to resolve the ADA issues with this project. Construction completion is expected at end of the fourth quarter or in first quarter of new program year.

Quarter: 4 **Accomplishment Quantity:** 0

Accomplishment Narrative:

2023-2024 CAPER CDBG Activity Listing

(Activities Included in Analysis)

As of the fourth quarter, this project has had some delays with the ADA work for the Harbor Hills playground. The project started construction and the Carmelitos playground will be installed first. The CMU staff is working with the consultants and Public Works to resolve the ADA issues with this project. Construction completion is expected in the new FY.

2023-2024 CAPER CDBG Activity Listing

(Activities Included in Analysis)

Identification

Project No.: 602533-21 **Jurisdiction:** Countywide
Project Title: Herbert Senior Complex Kitchen Rehabilitation - II
IDIS Number: 12216
Operating Agency: Housing Operations
Subrecipient Type: Division of LACDA
Contract Period: 7/20/2022 to 6/30/2024
Activity Code: 14C Public Housing Modernization
National Objective: LMH Low/Mod Housing
Objective: Decent Housing **Outcome:** Affordability

Project Summary

This new project provides for the renovation of kitchens at forty-six (46) housing units for Herbert Senior Complex. The rehabilitation work includes installing new cabinets, countertops, flooring, lighting, ranges, range hoods and wall painting.

Accomplishments and Net Expenditures

Priority Need: Housing
Performance Indicator: Housing Units
Quantitative Accomplishments: Goal: 46 This Year: 0 Cumulative: 0 Ratio: 0.0%
Net Expenditures: Budgeted: \$300,000.00 This Year: \$257,037.18 Cumulative: \$300,000.00 Ratio: 100.0%

Annual Narrative:

For FY23, this project is under construction with PUB Construction. It is about 40% complete. There was a delay due to inspector's request to make sure the existing PTEC system did not go over electricity demand. CMU staff has resolved the issue and the project is back on schedule. The CDBG funds have been expended on or before June 30, 2024. The project completion will be in 2nd quarter of the new program year, FY24.

Quarter: 1 **Accomplishment Quantity:** 0

Accomplishment Narrative:

In previous quarters, this project was assigned to PUB Construction under a JOC construction project. The current cost of this project is \$766,239. Submittals for the project is currently under review. Estimated completion date is June 30, 2024.

Quarter: 2 **Accomplishment Quantity:** 0

Accomplishment Narrative:

AS of the second quarter, this project includes the ADA unit kitchens and has been scheduled to start in Feb 2024 and completed in Q4. The relocation is being scheduled to start work by Harry Joh Construction. There was a delay with residents, and being able to relocate them during construction.

Quarter: 3 **Accomplishment Quantity:** 0

Accomplishment Narrative:

As of the third quarter, this project is under construction and is scheduled to be completed by June 30, 2024, end of the fourth quarter. Expenditures are currently at 50%.

Quarter: 4 **Accomplishment Quantity:** 0

Accomplishment Narrative:

As of the fourth quarter, this project is under construction with PUB Construction. It is about 40% complete. There was a delay due to inspector's request to make sure the existing PTEC system did not go over electricity demand. CMU staff has resolved the issue and the project is back on schedule. The CDBG funds have been expended on or before June 30, 2024. The project

2023-2024 CAPER CDBG Activity Listing

(Activities Included in Analysis)

completion will be in 2nd quarter of the new program year.

2023-2024 CAPER CDBG Activity Listing

(Activities Included in Analysis)

Identification

Project No.: 602421-21 **Jurisdiction:** Countywide
Project Title: North County Senior Housing - Patio Furniture/Shade Structure Project
IDIS Number: 11998
Operating Agency: Housing Operations
Subrecipient Type: Division of LACDA
Contract Period: 1/3/2022 to 6/30/2023
Activity Code: 14C Public Housing Modernization
National Objective: LMH Low/Mod Housing
Objective: Decent Housing **Outcome:** Affordability

Project Summary

This new project provides for the installation of benches, decorative shade structures, and tables at Foothill Villa, Lancaster Homes, and Orchard Arms Senior Housing sites. The work includes ironwork, concrete, and decorative finishes as needed.

Accomplishments and Net Expenditures

Priority Need: Housing
Performance Indicator: Housing Units
Quantitative Accomplishments: Goal: 365 This Year: 0 Cumulative: 0 Ratio: 0.0%
Net Expenditures: Budgeted: \$300,000.00 This Year: \$0.00 Cumulative: \$299,854.37 Ratio: 100.0%

Annual Narrative:

For the FY23, this project is 95% complete and pending one shade structure installation. The structure needs plan check approval before installation. CMU staff is working with the manufacturer and LA County Department of Public Works to get the plan approved ASAP. The CDBG funds has been spent during the active contract period and no charges beyond contract expiration date. This project will be reported as completed in Q1 of the new FY.

Quarter: 1 **Accomplishment Quantity:** 0

Accomplishment Narrative:

During the previous quarters, this project was assigned to Thomasville Construction under a JOC construction project. This project is still on-going and is expected to be completed by December 31, 2023. However, all CDBG funds will be expended. The supplemental funding source for this project is site operating funding.

Quarter: 2 **Accomplishment Quantity:** 0

Accomplishment Narrative:

As of the second quarter, this project is 100% complete. All final payments and labor compliance will be completed in Q3 and will be reported as complete with full close out after final retention payment is made.

Quarter: 3 **Accomplishment Quantity:** 0

Accomplishment Narrative:

As of the third quarter, this project is 95% complete and pending one shade structure installation. This project is scheduled to be complete by June 30, 2024, end of the fourth quarter.

Quarter: 4 **Accomplishment Quantity:** 0

Accomplishment Narrative:

For the fourth quarter, this project is 95% complete and pending one shade structure installation. The structure needs plan check approval before installation. CMU staff is working with the manufacturer and LA County Department of Public Works to get the plan approved ASAP. The CDBG funds has been spent during the active contract period and no charges beyond contract

2023-2024 CAPER CDBG Activity Listing

(Activities Included in Analysis)

expiration date. This project will be reported as completed in Q1 of the new FY.

2023-2024 CAPER CDBG Activity Listing

(Activities Included in Analysis)

and there is long lead time for some materials. The project is delayed. We are working with contractor to get update schedule and will report the updates and new progress in Q1 report of FY24.

2023-2024 CAPER CDBG Activity Listing

(Activities Included in Analysis)

Identification

Project No.: 602508-21 **Jurisdiction:** Countywide
Project Title: Youth Institute Teen Center Improvement Project at Carmelitos
IDIS Number: 12064
Operating Agency: Housing Operations
Subrecipient Type: Division of LACDA
Contract Period: 6/28/2022 to 6/30/2024 **Quarter Completed:** 4
Activity Code: 03D Youth Centers/Facilities
National Objective: LMC Low/Mod Limited Clientele
Objective: Suitable Living Environment **Outcome:** Availability/Accessibility

Project Summary

This new project provides improvements to the Teen Center at the Carmelitos Housing Development which supports and serves as activity space for the YMCA of Greater Long Beach's Youth Institute and other activities for resident teens. The improvements include, but are not limited to; replacement of patio shade sails, tables and concrete, as well as flooring, painting, removal and capping of all old plumbing lines, window modifications, general carpentry, and associated work.

Accomplishments and Net Expenditures

Priority Need: CD - Youth Programs
Performance Indicator: Public Facilities
Quantitative Accomplishments: Goal: 1 This Year: 1 Cumulative: 1 Ratio: 100.0%
Net Expenditures: Budgeted: \$80,000.00 This Year: \$73,567.22 Cumulative: \$80,000.00 Ratio: 100.0%

Annual Narrative:

For FY23, the project was completed by Harry Joh Construction and final payments to the contractor were made by June 30, 2024. The work involved replacement of patio shade sails, tables and concrete, as well as flooring, painting, removal and capping of all old plumbing lines, window modifications, general carpentry, and associated work. A separate grant from Best Buy was used for funding the electronics and sound room for residents to use for Youth programming.

Quarter: 1 **Accomplishment Quantity:** 0

Accomplishment Narrative:

As of the first quarter, this project had its design, contract awarded and is to begin construction in the second quarter, November 2023. Work completion is expected towards the end of the third quarter and into the fourth quarter.

Quarter: 2 **Accomplishment Quantity:** 0

Accomplishment Narrative:

For the second quarter, this project is underway and is scheduled to be complete by 2/28/24 and closed out in Q3. This project is under Harry Joh Construction and will be funded with CDBG and grants from the Best Buy grant for the Teen Center.

Quarter: 3 **Accomplishment Quantity:** 0

Accomplishment Narrative:

As of the third quarter, this project is 90% and is scheduled to be completed by 4/30/24. A separate grant from Best Buy will supply funding for the electronics and sound room for residents to use for Youth programming.

Quarter: 4 **Accomplishment Quantity:** 1

Accomplishment Narrative:

As of the fourth quarter, the project was completed by Harry Joh Construction and final payments to the contractor were made by June 30, 2024. The work involved replacement of patio shade sails, tables and concrete, as well as flooring, painting,

2023-2024 CAPER CDBG Activity Listing

(Activities Included in Analysis)

removal and capping of all old plumbing lines, window modifications, general carpentry, and associated work.

2023-2024 CAPER CDBG Activity Listing

(Activities Included in Analysis)

Identification

Project No.: E96601-23 **Jurisdiction:** Countywide
Project Title: S. Mark Taper Foundation Shelter Resource Bank
IDIS Number: 12431
Operating Agency: Shelter Partnership, Inc.
Subrecipient Type: CBO
Contract Period: 7/1/2023 to 6/30/2024 **Quarter Completed:** 4
Activity Code: 03T Operating Costs of Homeless/AIDS Patients Programs
National Objective: LMC Low/Mod Limited Clientele
Objective: Suitable Living Environment **Outcome:** Availability/Accessibility

Project Summary

This project provides funding to support the S. Mark Taper Foundation Shelter Resource Bank which solicits and distributes new excess merchandise orders, free of charge, to more than 200 homeless service agencies and agencies serving impoverished people each year throughout the unincorporated areas of the County of Los Angeles.

Accomplishments and Net Expenditures

Priority Need: Homelessness
Performance Indicator: People (General)
Quantitative Accomplishments: Goal: 100,000 This Year: 100,000 Cumulative: 100,000 Ratio: 100.0%
Net Expenditures: Budgeted: \$410,000.00 This Year: \$410,000.00 Cumulative: \$410,000.00 Ratio: 100.0%

Annual Narrative:

Shelter Resource Bank successfully distributed much needed supplies, free of charge, to more than 200 homeless service agencies serving impoverished people throughout the unincorporated areas of the County of Los Angeles.

Quarter: 1 **Accomplishment Quantity:** 25,000

Accomplishment Narrative:

During Quarter 1 from July 1, 2023 through September 30, 2023, Shelter Partnership, Inc. was extremely successful in terms of both securing and distributing new goods. We secured approximately \$706,778.75 in new goods and distributed \$3,682,184.51 in new goods. The goods secured included truckloads of clothing and goods for men, women, and children.

Quarter: 2 **Accomplishment Quantity:** 25,000

Accomplishment Narrative:

During Quarter 2, from October 1, 2023 through December 31, 2023, Shelter Partnership, Inc. was extremely successful in terms of both securing and distributing new goods. We secured approximately \$2,740,411.93 in new goods and distributed \$4,140,357.50 in new goods. The goods secured included truckloads of clothing and goods for men, women, and children.

Quarter: 3 **Accomplishment Quantity:** 25,000

Accomplishment Narrative:

During Quarter 3, from January 1, 2024 through March 31, 2024, Shelter Partnership, Inc. was extremely successful in terms of both securing and distributing new goods. We secured approximately \$893,194.94 in new goods and distributed \$5,459,346.02 in new goods. The goods secured included truckloads of clothing and goods for men, women, and children.

Quarter: 4 **Accomplishment Quantity:** 25,000

Accomplishment Narrative:

During Quarter 3, from April 1, 2024 through June 30, 2024, Shelter Partnership, Inc. was extremely successful in terms of both securing and distributing new goods. We secured approximately \$795,475.76 in new goods and distributed \$4,727,612.50

2023-2024 CAPER CDBG Activity Listing

(Activities Included in Analysis)

in new goods. The goods secured included truckloads of clothing and goods for men, women, and children.

2023-2024 CAPER CDBG Activity Listing

(Activities Included in Analysis)

Identification

Project No.: E96601-24 **Jurisdiction:** Countywide
Project Title: S. Mark Taper Foundation Shelter Resource Bank
IDIS Number:
Operating Agency: Shelter Partnership, Inc.
Subrecipient Type: CBO
Contract Period: 7/1/2024 to 6/30/2025
Activity Code: 03T Operating Costs of Homeless/AIDS Patients Programs
National Objective: LMC Low/Mod Limited Clientele
Objective: Suitable Living Environment **Outcome:** Availability/Accessibility

Project Summary

This project provides funding to support the S. Mark Taper Foundation Shelter Resource Bank which solicits and distributes new excess merchandise orders, free of charge, to more than 200 homeless service agencies and agencies serving impoverished people each year throughout the unincorporated areas of the County of Los Angeles.

Accomplishments and Net Expenditures

Priority Need: Homelessness
Performance Indicator: People (General)
Quantitative Accomplishments: Goal: 100,000 This Year: 0 Cumulative: 0 Ratio: 0.0%
Net Expenditures: Budgeted: \$210,000.00 This Year: \$0.00 Cumulative: \$0.00 Ratio: 0.0%

Annual Narrative:

Float Loan

2023-2024 CAPER CDBG Activity Listing

(Activities Included in Analysis)

Identification

Project No.: 602136-19 **Jurisdiction:** Float Loan
Project Title: Vermont and Manchester Utilities Relocation- Float Loan
IDIS Number: 11408
Operating Agency: Community Development Division
Subrecipient Type: Division of LACDA
Contract Period: 3/19/2020 to 6/30/2023
Activity Code: 03Z Public Facilities and Improvements
National Objective: LMA Low/Mod Area
Objective: Suitable Living Environment **Outcome:** Sustainability

Project Summary

This new project is a Float loan for the design and construction costs associated with the street vacation for the new development at Vermont and Manchester, located on the east side of the 8400 and 8500 blocks for South Vermont Avenue in the City of Los Angeles. The Float loan funds will pay for costs associated with the relocation of the existing and installation of new utilities, including labor compliance monitoring costs, and all related construction costs.

The new development will provide affordable housing for low- and moderate-income families and seniors, commercial/retail space to accommodate essential services, a transit plaza, a Los Angeles County Metropolitan Transportation Authority (Metro) training center, a parking structure, and a charter school.

Accomplishments and Net Expenditures

Priority Need: CD - Infrastructure
Performance Indicator: People (General)
Quantitative Accomplishments: Goal: 97,410 This Year: 0 Cumulative: 97,410 Ratio: 100.0%
Net Expenditures: Budgeted: \$6,650,797.00 This Year: \$0.00 Cumulative: \$6,650,797.00 Ratio: 100.0%

Annual Narrative:

Reporting will extend into the Fall.

Quarter: 2 **Accomplishment Quantity:** 0

Accomplishment Narrative:

Construction is at 70% completion and the team is currently working on overtime and recovery schedule to achieve an August 2024 substantial completion date for core and shell; this may change depending on the level of acceleration we are able to achieve, given we are about to enter the rainy season. Commercial tenant improvement work is expected to begin in Summer 2024, and we expect residential units will be ready to occupy by the end of 2024.

Offsites are ongoing and should be complete by the Aug 2024 timeline.

Quarter: 3 **Accomplishment Quantity:** 0

Accomplishment Narrative:

Construction progress is at 82% completion consisting of:

- alley paving completed and hardscape preparation underway
- installation of underground utility in progress, including curb and gutter work around the parking structure
- façade work occurring with plaster and metal panel installation on buildings
- Interior improvements in progress with mechanical, electrical, plumbing, insulation and drywall including elevators

Quarter: 4 **Accomplishment Quantity:** 0

Accomplishment Narrative:

2023-2024 CAPER CDBG Activity Listing

(Activities Included in Analysis)

The project overall is 88% complete with offsite scope at roughly 63% completion. The project did experience delays due to unforeseen underground conditions, overly saturated soils and weather impact, and we expect substantial completion by October 1, 2024.

1st District CDBG-CV1

2023-2024 CAPER CDBG Activity Listing

(Activities Included in Analysis)

Identification

Project No.: CV1144-24 **Jurisdiction:** 1st District CDBG-CV1
Project Title: COVID19 Youth Activities League - Carolyn Rosas Park
IDIS Number: 12626
Operating Agency: Sheriff's Dept., Los Angeles County
Subrecipient Type: L.A. County Dept.
Contract Period: 7/1/2024 to 6/30/2025
Activity Code: 05Z Public Services (General)
National Objective: LMC Low/Mod Limited Clientele
Objective: Suitable Living Environment **Outcome:** Availability/Accessibility

Project Summary

This COVID safe program provides children and youth in with year-round recreational and tutoring programs in a safe and controlled environment at Carolyn Rosas Park through the Walnut Regional Station Youth Activities League.

Accomplishments and Net Expenditures

Priority Need: CD - Public Services
Performance Indicator: People (General)
Quantitative Accomplishments: Goal: 60 This Year: 0 Cumulative: 0 Ratio: 0.0%
Net Expenditures: Budgeted: \$55,000.00 This Year: \$24,142.00 Cumulative: \$24,142.00 Ratio: 43.9%

Annual Narrative:

2023-2024 CAPER CDBG Activity Listing

(Activities Included in Analysis)

Identification

Project No.: CV1046-19 **Jurisdiction:** 1st District CDBG-CV1
Project Title: COVID19 Emergency Rental Assistance - 1st District
IDIS Number: 11635
Operating Agency: Mexican American Opportunity Foundation (MAOF)
Subrecipient Type: CBO
Contract Period: 7/14/2020 to 6/30/2021
Activity Code: 05Q Subsistence Payments
National Objective: LMC Low/Mod Limited Clientele
Objective: Suitable Living Environment **Outcome:** Availability/Accessibility

Project Summary

This new COVID-19 Emergency Rental Assistance (COVID-19-ERA) program provides emergency rental assistance grants to income-eligible households, economically impacted by the pandemic. The primary service area includes the unincorporated community of Walnut Park. The rental assistance consists of rental payments made on behalf of an income-eligible household, up to \$1,000 per month, for a maximum period of 3 months to maintain housing and/or to reduce rental payment delinquency in arrears due to the economic downturn.

Accomplishments and Net Expenditures

Priority Need: CD - Public Services
Performance Indicator: People (General)
Quantitative Accomplishments: Goal: 29 This Year: 0 Cumulative: 0 Ratio: 0.0%
Net Expenditures: Budgeted: \$100,000.00 This Year: \$0.00 Cumulative: \$52,609.00 Ratio: 52.6%

Annual Narrative:

2023-2024 CAPER CDBG Activity Listing

(Activities Included in Analysis)

Identification

Project No.: CV1145-24 **Jurisdiction:** 1st District CDBG-CV1
Project Title: COVID-19 F.I.E.S.T.A. Program
IDIS Number: 12627
Operating Agency: New Horizons Caregivers Group
Subrecipient Type: CBO
Contract Period: 7/1/2024 to 6/30/2025
Activity Code: 05Z Public Services (General)
National Objective: LMC Low/Mod Limited Clientele
Objective: Suitable Living Environment **Outcome:** Availability/Accessibility

Project Summary

This COVID-19 funded project provides funds to run the FIESTA (Family Incentives Equals Students Taking Action) Program, which provides emergency food, personal protective equipment (PPE), and free educational supplies to low-income families with at-risk students who attend Title I schools and live in the First Supervisorial District.

Accomplishments and Net Expenditures

Priority Need: CD - Public Services
Performance Indicator: People (General)
Quantitative Accomplishments: Goal: 235 This Year: 0 Cumulative: 0 Ratio: 0.0%
Net Expenditures: Budgeted: \$45,000.00 This Year: \$6,187.00 Cumulative: \$6,187.00 Ratio: 13.7%

Annual Narrative:

2023-2024 CAPER CDBG Activity Listing

(Activities Included in Analysis)

Identification

Project No.: CV1142-24 **Jurisdiction:** 1st District CDBG-CV1
Project Title: COVID-19 Senior Empowerment Program - Union Pacific
IDIS Number: 12624
Operating Agency: YWCA of Greater Los Angeles
Subrecipient Type: CBO
Contract Period: 7/1/2024 to 6/30/2025
Activity Code: 05A Senior Services
National Objective: LMC Low/Mod Limited Clientele
Objective: Suitable Living Environment **Outcome:** Availability/Accessibility

Project Summary

This project will provide services to seniors within the East Los Angeles area. The services provided will assist participating senior with staying connected to their peers, become more resilient, better prepared for, and capable of handling the ongoing challenges posed by COVID-19.

Accomplishments and Net Expenditures

Priority Need: CD - Senior Programs
Performance Indicator: People (General)
Quantitative Accomplishments: Goal: 50 This Year: 0 Cumulative: 0 Ratio: 0.0%
Net Expenditures: Budgeted: \$55,928.00 This Year: \$0.00 Cumulative: \$0.00 Ratio: 0.0%

Annual Narrative:

2023-2024 CAPER CDBG Activity Listing

(Activities Included in Analysis)

Identification

Project No.: CV1143-24 **Jurisdiction:** 1st District CDBG-CV1
Project Title: COVID-19 Youth Development Program - Union Pacific
IDIS Number: 12625
Operating Agency: YWCA of Greater Los Angeles
Subrecipient Type: CBO
Contract Period: 7/1/2024 to 6/30/2025
Activity Code: 05D Youth Services
National Objective: LMC Low/Mod Limited Clientele
Objective: Suitable Living Environment **Outcome:** Availability/Accessibility

Project Summary

This project will provide services to low-income youth and their families within the East Los Angeles area. The services provided will assist youth and their families with becoming more resilient, better prepared for, and capable of handling the ongoing challenges posed by COVID-19.

Accomplishments and Net Expenditures

Priority Need: CD - Youth Programs
Performance Indicator: People (General)
Quantitative Accomplishments: Goal: 40 This Year: 0 Cumulative: 0 Ratio: 0.0%
Net Expenditures: Budgeted: \$56,000.00 This Year: \$0.00 Cumulative: \$0.00 Ratio: 0.0%

Annual Narrative:

2023-2024 CAPER CDBG Activity Listing

(Activities Included in Analysis)

Identification

Project No.: CV1146-24 **Jurisdiction:** 1st District CDBG-CV1
Project Title: COVID-19 After-School Program
IDIS Number: 12628
Operating Agency: City of San Gabriel
Subrecipient Type: Participating City
Contract Period: 7/1/2024 to 6/30/2025
Activity Code: 05L Child Care Services
National Objective: LMC Low/Mod Limited Clientele
Objective: Suitable Living Environment **Outcome:** Availability/Accessibility

Project Summary

This project will provide youth with social spaces, recreational and enrichment activities to nurture a resilient community to prepare, prevent, and respond to the effects of COVID-19.

Accomplishments and Net Expenditures

Priority Need: CD - Youth Programs
Performance Indicator: People (General)
Quantitative Accomplishments: Goal: 52 This Year: 0 Cumulative: 0 Ratio: 0.0%
Net Expenditures: Budgeted: \$25,629.00 This Year: \$5,178.00 Cumulative: \$5,178.00 Ratio: 20.2%

Annual Narrative:

2nd District CDBG-CV1

2023-2024 CAPER CDBG Activity Listing

(Activities Included in Analysis)

Identification

Project No.: CV1124-21 **Jurisdiction:** 2nd District CDBG-CV1
Project Title: Vermont Manchester Transit Oriented Development Offsite Improvements
IDIS Number: 12010
Operating Agency: Community Development Division
Subrecipient Type: Division of LACDA
Contract Period: 3/2/2022 to 6/30/2023
Activity Code: 03Z Public Facilities and Improvements
National Objective: LMA Low/Mod Area
Objective: Suitable Living Environment **Outcome:** Sustainability

Project Summary

This new project provides offsite improvements for the Vermont Manchester Transit Priority Project to support a mixed-use development encompassing affordable housing units for homeless seniors and low-income individuals and families, a community serving retail, a transit plaza, improved pedestrian and cycling connections to the bus rapid-transit station, and a Los Angeles County Metro Training & Innovation Center with an emphasis in employment training.

The redesign of wider public sidewalks in front of new local businesses and outdoor space will encourage social distancing. In addition, the installation of new sewer line will also support new affordable housing to address the social distancing measures and stay at home orders to prevent the spread of coronavirus.

Accomplishments and Net Expenditures

Priority Need: CD - Infrastructure
Performance Indicator: People (General)
Quantitative Accomplishments: Goal: 193,725 This Year: 0 Cumulative: 0 Ratio: 0.0%
Net Expenditures: Budgeted: \$1,300,665.00 This Year: \$0.00 Cumulative: \$1,300,655.00 Ratio: 100.0%

Annual Narrative:

Reporting will extend into the Fall.

Quarter: 2 **Accomplishment Quantity:** 0

Accomplishment Narrative:

Construction is at 70% completion and the team is currently working on overtime and recovery schedule to achieve an August 2024 substantial completion date for core and shell; this may change depending on the level of acceleration we are able to achieve, given we are about to enter the rainy season. Commercial tenant improvement work is expected to begin in Summer 2024, and we expect residential units will be ready to occupy by the end of 2024.

Offsites are ongoing and should be complete by the Aug 2024 timeline.

Quarter: 3 **Accomplishment Quantity:** 0

Accomplishment Narrative:

Construction progress is at 82% completion consisting of:

- alley paving completed and hardscape preparation underway
- installation of underground utility in progress, including curb and gutter work around the parking structure
- façade work occurring with plaster and metal panel installation on buildings
- Interior improvements in progress with mechanical, electrical, plumbing, insulation and drywall including elevators

Quarter: 4 **Accomplishment Quantity:** 0

Accomplishment Narrative:

2023-2024 CAPER CDBG Activity Listing

(Activities Included in Analysis)

The project overall is 88% complete with offsite scope at roughly 63% completion. The project did experience delays due to unforeseen underground conditions, overly saturated soils and weather impact, and we expect substantial completion by October 1, 2024.

4th District CDBG-CV1

2023-2024 CAPER CDBG Activity Listing

(Activities Included in Analysis)

Identification

Project No.: CV1091-19 **Jurisdiction:** 4th District CDBG-CV1
Project Title: Learning Wellness Program
IDIS Number: 11703
Operating Agency: Boys and Girls Club of Whittier
Subrecipient Type: CBO
Contract Period: 10/6/2020 to 6/30/2024 **Quarter Completed:** 4
Activity Code: 05L Child Care Services
National Objective: LMC Low/Mod Limited Clientele
Objective: Suitable Living Environment **Outcome:** Availability/Accessibility

Project Summary

This COVID-19 funded program provides for bi-lingual social workers/case managers to connect with and visit fifty (50) identified students whose school attendance or academic progress has been negatively impacted due to the pandemic, or who have been identified as high risk, and with their families, to perform wellness checks. Social workers/case managers will assess the cause of students' irregular attendance and identify other social and emotional needs. Recommendations will be provided for services or resources to help support the family and the children in school.

An additional \$69,500 was granted and is designated to provide a Wellness Check Case Manager. Under the direction of the Area Director, the Wellness Checks Case Manager will collaborate with the district to identify students who are either not attending school or are not participating regularly in the District's Learning program, and provide outreach support for those children and their families.

The Wellness Checks Case Manager is responsible for providing consultation, training and technical support to families and coordinating community resources to support students' health and emotional wellness and enhance their learning potential.

Accomplishments and Net Expenditures

Priority Need: CD - Youth Programs
Performance Indicator: People (General)
Quantitative Accomplishments: Goal: 100 This Year: 117 Cumulative: 274 Ratio: 274.0%
Net Expenditures: Budgeted: \$304,491.00 This Year: \$93,017.00 Cumulative: \$260,967.00 Ratio: 85.7%

Annual Narrative:

Although we exceeded our goal of enrolling 100 students, students enrolled in Quarter 4 were not captured, as the public service system only captured 89 (per above). In total, BGCW enrolled 119 students, 117 of whom were entered for QPR reporting. Throughout the program term, 119 students received individualized case management, referrals for after-school care, food security, and mental health services. Wellness Case Manager also counseled parents/guardians in providing and accountability to students toward improved school attendance and academic performance. Students receiving case management services were also referred to afterschool music, dance, and arts programs for opportunities to increase school engagement, social connections, and social-emotional development.

Direct Benefit (Race/Ethnicity):

<u>Race/Ethnicity</u>	<u>Numbers Assisted</u>
American Indian/Alaskan Native & Black/African American - Hispanic	1
Asian - Hispanic	2
Asian - Non-Hispanic	1
Black/African American & White - Hispanic	3
Black/African American - Hispanic	1
Black/African American - Non-Hispanic	1
Other Race - Hispanic	2

2023-2024 CAPER CDBG Activity Listing

(Activities Included in Analysis)

White - Hispanic	104
White - Non-Hispanic	2
Total	117

Direct Benefit (Income):

<u>Income Level</u>	<u>Numbers Assisted</u>
Above Moderate	5
Extremely Low	67
Low	36
Moderate	9
Total	117

Quarter: 1 **Accomplishment Quantity:** 29

Accomplishment Narrative:

During Q1, Wellness Coordinator met with 29 students, providing resources for after school programs/ tutoring services, food banks/ food pantries, behavioral health services (Pacific Clinics/ One whole Child), shelters, crisis hotline information list, thrift stores, low-cost health care clinics, etc. Wellness Coordinator participated in school orientations for students and parents, back-to-school night events and on an SST (Student Study Team) meeting to discuss a student’s attendance and behavior concerns. The Wellness Coordinator also met with student’s parents after school to discuss student’s academic performance, concerns re. behavior, social and/or emotional states, etc. Delays in July/Aug/Sept. billing due to BGCW accounting/fiscal staff transition.

Quarter: 2 **Accomplishment Quantity:** 9

Accomplishment Narrative:

During Quarter 2, the Wellness Coordinator met with 35 students on school campuses, during BGCW after-school programs. Nine (9) new students enrolled in Quarter 2 and 26 students enrolled in Quarter 1 continued to participate. The Wellness Coordinator provided community resources for students/families within South Whittier School District. Resources gathered/referred include after-school programs/ tutoring services, turkey giveaway events, food banks/ food pantries, behavioral health services, Christmas toy drives, and low-cost health care clinics. The Wellness Coordinator will continue to partner with school district administrators to identify students with low school attendance/participation for case management services.

Quarter: 3 **Accomplishment Quantity:** 44

Accomplishment Narrative:

During Quarter 3, the Wellness Coordinator provided services to 71 students – 43 were new enrollees and 28 continued from prior quarters. The Wellness Coordinator worked on updating community resources for students/ families within South Whittier School District. Individual case management and resource referrals were provided for such services as after-school programs/ tutoring services, Valentine/ Easter events for students, food banks/ food pantries, mental health services (The Whole Child/ Pacific Clinics), and low-cost health care clinics within the community. The Wellness Coordinator will continue to collaborate with the district to identify students who are either not attending school or are not participating regularly in the Learning Wellness Program and provide outreach support.

Quarter: 4 **Accomplishment Quantity:** 35

Accomplishment Narrative:

The Wellness Program finished the school year strong with many new members. Boys and Girls Club Whittier (BGCW) staff were able to refer the members to the wellness program. After the case manager received consent from the parents or guardians, weekly classes were held at five different South Whittier School District schools. These classes were helpful in that members had extra time for social emotional learning and individualized attention from the case manager. BGCW staff noted that the members who attended the classes were able to better regulate their classroom behaviors. Throughout the school year this program was able to meet its goal of 100 members served.

Bell Gardens CDBG-CV1

2023-2024 CAPER CDBG Activity Listing

(Activities Included in Analysis)

Identification

Project No.: CV1140-23 **Jurisdiction:** Bell Gardens CDBG-CV1
Project Title: CDBG-CV Care Kits
IDIS Number: 12495
Operating Agency: City of Bell Gardens
Subrecipient Type: Participating City
Contract Period: 4/9/2024 to 6/30/2024 **Quarter Completed:** 4
Activity Code: 05Z Public Services (General)
National Objective: LMA Low/Mod Area
Objective: Suitable Living Environment **Outcome:** Sustainability

Project Summary

This new project will provide “Care Kits” to enhance the safety of Bell Gardens residents. This new project prepares for, prevents, or responds directly to the COVID-19 virus. Kits may include but are not limited to the following supplies: A pamphlet with COVID-19 safety guidance, COVID-19 tests, face masks, hand sanitizer, and disinfectant wipes and spray.

Accomplishments and Net Expenditures

Priority Need: CD - Public Services
Performance Indicator: People (General)
Quantitative Accomplishments: Goal: 200 This Year: 200 Cumulative: 200 Ratio: 100.0%
Net Expenditures: Budgeted: \$10,354.00 This Year: \$8,528.00 Cumulative: \$8,528.00 Ratio: 82.4%

Annual Narrative:

The City purchased hand sanitizer, masks, mats, disinfecting wipes, dispensers, and COVID tests. 200 kits were distributed at three different locations, Ford Park, Veterans Park, and the Community Family Services Center.

Quarter: 4 **Accomplishment Quantity:** 200

Accomplishment Narrative:

The City purchased hand sanitizer, masks, mats, disinfecting wipes, dispensers, and COVID tests. 200 kits were distributed at three different locations, Ford Park, Veterans Park, and the Community Family Services Center.

La Verne CDBG-CV1

2023-2024 CAPER CDBG Activity Listing

(Activities Included in Analysis)

Identification

Project No.: CV1134-22 **Jurisdiction:** La Verne CDBG-CV1
Project Title: COVID ADA Auto Doors at City Hall and Community Center
IDIS Number: 12267
Operating Agency: City of La Verne
Subrecipient Type: Participating City
Contract Period: 3/1/2023 to 6/30/2024 **Quarter Completed:** 4
Activity Code: 03Z Public Facilities and Improvements
National Objective: LMC Low/Mod Limited Clientele
Objective: Suitable Living Environment **Outcome:** Availability/Accessibility

Project Summary

This new COVID related project provides for the installation of touchless automatic doors at City of La Verne's City Hall entrance and Community Center Restrooms to minimize contact, reduce COVID spread, and to remove architectural and material barriers to provide access for the elderly and severely disabled adults.

Accomplishments and Net Expenditures

Priority Need: CD - Public Facilities
Performance Indicator: Public Facilities
Quantitative Accomplishments: Goal: 2 This Year: 2 Cumulative: 2 Ratio: 100.0%
Net Expenditures: Budgeted: \$32,000.00 This Year: \$30,400.00 Cumulative: \$30,400.00 Ratio: 95.0%

Annual Narrative:

For the program year, the installation of touchless automatic doors at City of La Verne's City Hall entrance and Community Center Restrooms has been completed. The installation of the auto doors, touchless, removed barriers to access for elderly and disabled adults as well as helped reduced the transmission of COVID and other communicable diseases. A labor compliance file review is scheduled and pending for July 2024. Upon issuance of the labor compliance Clearance Letter, the City will send in the "final" Funding Request. City of La Verne's disabled adult population expected to benefit from the improvements is 3,910.

No leverage funds for this project.

Quarter: 2 **Accomplishment Quantity:** 0

Accomplishment Narrative:

During the second quarter, bid documents were prepared and sent to LACDA for review and were approved. Pre-bid meeting was conducted as well as bid opening. The contract has been prepared and is set to be awarded on January 16th upon council approval. Construction to begin in the 3rd quarter. Construction completion is tentatively expected in the 4th quarter.

Quarter: 3 **Accomplishment Quantity:** 0

Accomplishment Narrative:

As of the third quarter, the project is currently under construction. Completion of work is expected in the fourth quarter and closeout to follow as well.

Quarter: 4 **Accomplishment Quantity:** 2

Accomplishment Narrative:

As of the fourth quarter, the installation of touchless automatic doors at City of La Verne's City Hall entrance and Community Center Restrooms has been completed. The installation of the auto doors, touchless, removed barriers to access for elderly and disabled adults as well as helped reduced the transmission of COVID and other communicable diseases. A labor compliance file review is scheduled and pending for July 2024.

Countywide CDBG-CV1

2023-2024 CAPER CDBG Activity Listing

(Activities Included in Analysis)

Identification

Project No.: CV1102-20 **Jurisdiction:** Countywide CDBG-CV1
Project Title: Elderly Nutrition Program
IDIS Number: 11752
Operating Agency: Aging and Disabilities Department
Subrecipient Type: L.A. County Dept.
Contract Period: 3/24/2021 to 6/30/2023
Activity Code: 05A Senior Services
National Objective: LMC Low/Mod Limited Clientele
Objective: Suitable Living Environment **Outcome:** Availability/Accessibility

Project Summary

This program provides funding for both the Elderly Nutrition Program Plus (ENP+) and the regular Elderly Nutrition Meal pick up and home delivery program currently being administered by the Workforce Development, Aging and Community Services (WDACS).

The program ensures that vulnerable older adults impacted by stay safe orders related to the COVID-19 pandemic receive critically needed home delivered meals. These meals are prepared and delivered by contracted vendors and provide 2 meals per day, 5 days per week. The meals are lunch/dinner style and are well balanced and designed to provide adequate nutrition for older adults.

Accomplishments and Net Expenditures

Priority Need: CD - Senior Programs
Performance Indicator: People (General)
Quantitative Accomplishments: Goal: 2,700 This Year: 0 Cumulative: 1,519 Ratio: 56.3%
Net Expenditures: Budgeted: \$15,234,849.00 This Year: \$0.00 Cumulative: \$14,361,781.00 Ratio: 94.3%

Annual Narrative:

LACDA funding was allocated to one of our largest providers of the Elderly Nutrition Provider that services a large number of LACDA services areas in the San Gabriel Valley. Our nutrition service provider, YWCA of the San Gabriel Valley, provided meals to older adults at congregate meal sites via a grab and go method as well as continuing to provide home delivered meals to homebound older adults.

For fiscal year, 2022-2023, our the YWCA provided: 113,909 meals to 2860 older adults.

2023-2024 CAPER CDBG Activity Listing

(Activities Included in Analysis)

Identification

Project No.: CV1139-23 **Jurisdiction:** Countywide CDBG-CV1
Project Title: Elderly Nutrition Program II
IDIS Number: 12487
Operating Agency: Aging and Disabilities Department
Subrecipient Type: L.A. County Dept.
Contract Period: 1/23/2024 to 6/30/2024 **Quarter Completed:** 4
Activity Code: 05A Senior Services
National Objective: LMC Low/Mod Limited Clientele
Objective: Suitable Living Environment **Outcome:** Availability/Accessibility

Project Summary

This program provides funding for both the Elderly Nutrition Program Plus (ENP+) and the regular Elderly Nutrition Meal pick up and home delivery program currently being administered by the Workforce Development, Aging and Community Services (WDACS). The home delivered meals are offered to residents age 60 years or older in unincorporated areas of the County of Los Angeles and the forty-eight CDBG participating cities.

The program ensures that vulnerable older adults impacted by stay safe orders related to the COVID-19 pandemic receive critically needed home delivered meals. These meals are prepared and delivered by contracted vendors and provide 2 meals per day, 5 days per week. The meals are lunch/dinner style and are well balanced and designed to provide adequate nutrition for older adults.

Accomplishments and Net Expenditures

Priority Need: CD - Senior Programs
Performance Indicator: People (General)
Quantitative Accomplishments: Goal: 2,700 This Year: 0 Cumulative: 0 Ratio: 0.0%
Net Expenditures: Budgeted: \$873,000.00 This Year: \$872,204.00 Cumulative: \$872,204.00 Ratio: 99.9%

Annual Narrative:

Project funds were used to provide congregate meal services to older adults 60 years and older. Remaining funding carried over from FY 22-23 was all allocated and expended in the 4th quarter of FY 23-24.

Grand Total number of meals served: 13,445

Grand Total number of clients served: 1,091

Quarter: 4 **Accomplishment Quantity:** 0

Accomplishment Narrative:

Remaining funds were allocated to one meal provider serving the Santa Clarita Valley Region for congregate meal services.

Total number of meals served for the Quarter: 13,445

Total number of clients served for the Quarter: 1,091

2023-2024 CAPER CDBG Activity Listing

(Activities Included in Analysis)

Identification

Project No.: 602668-23 **Jurisdiction:** Countywide CDBG-CV1
Project Title: COVID Small Business Assistance Program RD2
IDIS Number: 12489
Operating Agency: City of Sierra Madre
Subrecipient Type: Participating City
Contract Period: 2/12/2024 to 6/30/2024 **Quarter Completed:** 4
Activity Code: 18A ED Direct: Direct Financial Assistance to For Profit Business
National Objective: LMJ Low/Mod Jobs
Objective: Creating Economic Opportunity **Outcome:** Availability/Accessibility

Project Summary

This new COVID19 Small Business Grant Program provides \$2,385 or \$6,500 grants to eligible independently owned and operated Sierra Madre small businesses, with no more than 50 full-time equivalent (FTE) employees, economically impacted by COVID19 for the purposes of retaining the job of at least one FTE low-and-moderate income employee per grant.

Accomplishments and Net Expenditures

Priority Need: CD - Economic Development
Performance Indicator: Jobs
Quantitative Accomplishments: Goal: 12 This Year: 10 Cumulative: 10 Ratio: 83.3%
Net Expenditures: Budgeted: \$51,580.00 This Year: \$29,040.00 Cumulative: \$29,040.00 Ratio: 56.3%

Annual Narrative:

For the fiscal year reporting period, the City previously completed and reported the Second Round of the Grant Program, awarding seven grants to local small businesses, all still in existence and thriving in the Sierra Madre today.

No leverage funds for this project.

Direct Benefit (Race/Ethnicity):

<u>Race/Ethnicity</u>	<u>Numbers Assisted</u>
Other Race - Hispanic	1
White - Non-Hispanic	9
Total	10

Direct Benefit (Income):

<u>Income Level</u>	<u>Numbers Assisted</u>
Low	10
Total	10

Jobs Retained:

<u>Job Category</u>	<u>Permanent Jobs</u>	<u>Permanent FTE Jobs</u>	<u>Low / Mod Jobs</u>
Full-Time (40 Hrs.):	10.00	10.00	10.00
Total	10.00	10.00	10.00

Type of Jobs Retained:

<u>Job Type</u>	<u>Number</u>
Craft Workers(skilled)	7
Service Workers	3
Total:	10

2023-2024 CAPER CDBG Activity Listing

(Activities Included in Analysis)

Businesses Assisted:

<u>Business Name</u>	<u>Duns Number</u>	<u>Type of Business</u>
Body Shop Fitness Studio	Y4M4XKM6JBL4	Existing Expanded
Capelli Court Salon, Inc	KAQUMB7XLLN4	Existing Expanded
Little Mountain Saloon	F2DJT8QE23J1	Existing Expanded
Rockin' Rollers	VA28HVYGUZF5	Existing Expanded
Sierra Health and Fitness	KFF3D7ZWLUW4	Existing Expanded
Sierra Madre Massage Company	MS1ECWA56P45	Existing Expanded
The Buccaneer Lounge	QSDGFMKG43N6	Existing Expanded

Quarter: 3 **Accomplishment Quantity:** 0

Accomplishment Narrative:

Ten total FTE jobs were retained during the pandemic, representing 7 "mom & pop" businesses in Sierra Madre

Quarter: 4 **Accomplishment Quantity:** 10

Accomplishment Narrative:

For the fourth quarter reporting period, the City previously completed and reported the Second Round of the Grant Program, awarding seven grants to local small businesses, all still in existence and thriving in the Sierra Madre today.

2023-2024 CAPER CDBG Activity Listing

(Activities Included in Analysis)

Identification

Project No.: CV1137-23 **Jurisdiction:** Countywide CDBG-CV1
Project Title: COVID - Homeless Outreach For Supportive Services and Housing
IDIS Number: 12481
Operating Agency: City of Torrance
Subrecipient Type: Participating City
Contract Period: 11/9/2023 to 6/30/2024 **Quarter Completed:** 2
Activity Code: 03T Operating Costs of Homeless/AIDS Patients Programs
National Objective: LMC Low/Mod Limited Clientele
Objective: Suitable Living Environment **Outcome:** Availability/Accessibility

Project Summary

This new COVID19-related project provides for outreach for supportive services and housing to people experiencing homelessness in the City of Torrance. The City's Homeless Outreach Coordinator will directly provide outreach services, case management, and housing navigation services to people experiencing homelessness with the goal of placement in housing. This housing may be temporary, permanent, permanent supportive, or a higher level of care.

Accomplishments and Net Expenditures

Priority Need: Homelessness
Performance Indicator: People (General)
Quantitative Accomplishments: Goal: 20 This Year: 26 Cumulative: 26 Ratio: 130.0%
Net Expenditures: Budgeted: \$80,000.00 This Year: \$80,000.00 Cumulative: \$80,000.00 Ratio: 100.0%

Annual Narrative:

The CDBG-CV project enrolled 26 homeless households from project start to completion. The households were identified through street outreach and community referrals. The Outreach Team conducted 175 outreach visits, oftentimes visiting sites multiple times in an attempt to connect with people experiencing homelessness. The households that declined enrollment in the program were given light touch case management in the form of addressing urgent physical needs, such as providing hygiene kits and transportation to emergency shelter. The Outreach Team collaborated with Mental Health America Los Angeles to provide joint outreach to households in need of mental health services. The households enrolled in the program received housing navigation and case management services from the City's two Outreach Coordinators. Of the households enrolled in the program, 11 transitioned into the City's interim housing program at 3290 Temporary Housing Village and 3 were housed permanently without placement in interim housing. 76% of households served were single member households and 58% of households were single, non-elderly households. This is consistent with the demographics of people experiencing homelessness in Los Angeles County. The majority of households served were in need of medical and mental health services, enrollment in mainstream benefits, and assistance in becoming document ready for permanent supportive housing.

Direct Benefit (Race/Ethnicity):

<u>Race/Ethnicity</u>	<u>Numbers Assisted</u>
American Indian/Alaskan Native & White - Non-Hispanic	1
Asian - Non-Hispanic	2
Black/African American - Non-Hispanic	3
Other Race - Hispanic	7
Other Race - Non-Hispanic	2
White - Hispanic	1
White - Non-Hispanic	10
Total	26

Quarter: 2 **Accomplishment Quantity:** 26

2023-2024 CAPER CDBG Activity Listing

(Activities Included in Analysis)

Accomplishment Narrative:

The CDBG-CV project enrolled 26 homeless households from project start to the end of Quarter 2. The households were identified through street outreach and community referrals. The Outreach Team conducted 175 outreach visits, oftentimes visiting sites multiple times in an attempt to connect with people experiencing homelessness. The households that declined enrollment in the program were given light touch case management in the form of addressing urgent physical needs, such as providing hygiene kits and transportation to emergency shelter. The Outreach Team collaborated with Mental Health America Los Angeles to provide joint outreach to households in need of mental health services.

The households enrolled in the program received housing navigation and case management services from the City's two Outreach Coordinators. Of the households enrolled in the program, 11 transitioned into the City's interim housing program at 3290 Temporary Housing Village and 3 were housed permanently without placement in interim housing. 76% of households served were single member households and 58% of households were single, non-elderly households. This is consistent with the demographics of people experiencing homelessness in Los Angeles County. The majority of households served were in need of medical and mental health services, enrollment in mainstream benefits, and assistance in becoming document ready for permanent supportive housing.

Emilio Salas, Executive Director

Los Angeles County Development Authority

700 West Main Street, Alhambra, CA 91801

Connect with Us
www.lacda.org



We Build Better Lives
& Better Neighborhoods